

SBA

SUBMERSIBLE BOOSTER WITH INTEGRATED PRESSURE SWITCH

Approved for Drinking Water
AS/NZS 4020 ✓

2 YEAR WARRANTY

WATER SOURCE



Above Pump Level

Below Pump Level

APPLICATION



Household Water

Irrigation

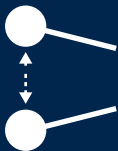
- The integrated pump controller and float switch provide **automated pump control and protection against damage**
- **Virtually silent submerged operation** that won't interrupt your family or your neighbours
- **Easy submerged installation – plug & pump** - Connect to the pipework, plug into a power outlet and you're ready to pump
- Suitable for submerged pumping from **water sources above or below ground level**



25 dB Max. **LOW NOISE**



PUMP CONTROL & PROTECTION FEATURES



FLOAT SWITCH

External float that either turns your pump on or off based on the water level - this prevents dry-running.




AUTO START/STOP

The pump will automatically start and stop when outlets (eg: taps) are turned on or off.



THERMAL OVERLOAD PROTECTION

The single phase motor will stop automatically if it overheats and will restart once it cools down - protecting your motor from damage.



CURRENT OVERLOAD PROTECTION

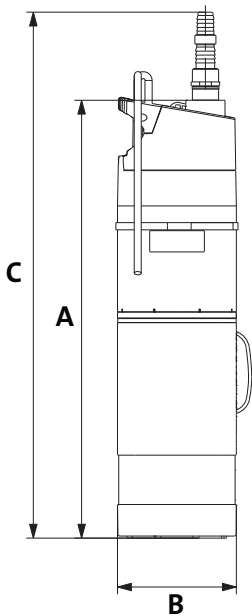
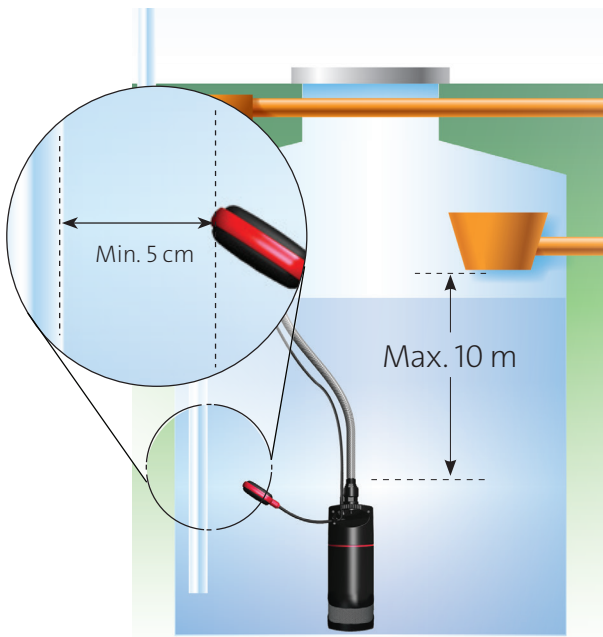
The single phase motor will stop automatically if a current overload event occurs and will restart once normal current is restored - protecting your motor from damage.

be
think
innovate

GRUNDFOS

FIND SPACE FOR YOUR PUMP (MINIMUM TANK DIMENSIONS & FREE SPACE)

SBA-A with float switch



Model	Connections		Dimensions (mm)		
	Inlet	Outlet*	A (h)	B (w)	C (outlet)
SBA 3-35 A	Stainless Steel Strainer	¾" or 1" Female	528	150	621
SBA 3-45 A	Stainless Steel Strainer		553	150	646

* Outlet adapter kit in box