



Shrubbler® 360° & 180° Adjustable Flow



The original patented Shrubbler® with flow adjustment. Flow and coverage can be altered by rotating the cap.

Features

- Finger-tip flow control with shut-off option.
- Spike model to anchor Shrubbler® at the plant.
- In-Line Spike model suits 0.16" ID connection tube.
- Barb model for direct attachment to feeder and supply lines.
- Threaded model for installation into Rigid Risers and Asta® Stakes.
- 1/2" Threaded model for riser pipe installations.

Applications

Pots, tubs, landscaped gardens and nurseries. Ideal for hanging baskets. In-Line Spike model suitable for planter boxes.

LANDSCAPE DRIPPERS



Shrubbler® Spike with 0.16" inlet and Adapter



Shrubbler® Barb 0.16"





Shrubbler® Thread 10-32 UNF



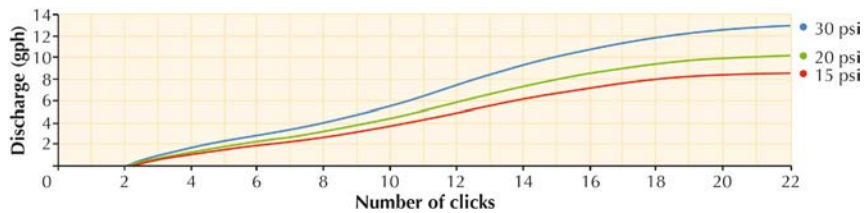
Shrubbler® In-Line Spike with 0.16" inline inlet



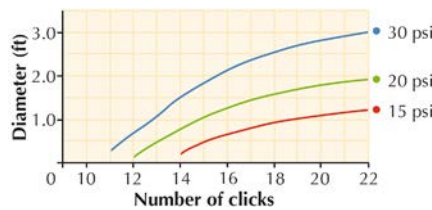
Shrubbler® Thread 1/2" FNPT

Performance			 360°	 180°
	PRESSURE (psi)	FLOW (gph)	DIAMETER (ft)	RADIUS (ft)
fully open (approx. 22 clicks)	15	8.7	1.2	1.2
	20	10.3	1.9	1.5
	30	13.0	3.0	2.0

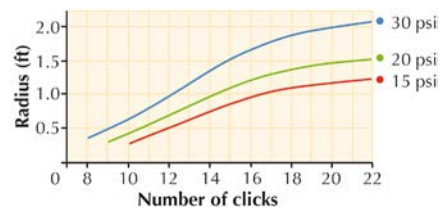
Flow Rate 360° & 180°



Diameter of Throw 360°



Radius of Throw 180°



Shrubbler® 360°

BASE TYPE	PART NUMBER	PACK QUANTITY	PACKS PER CARTON	CARTON (lbs)
Barb 0.16"	31445	100	50	20.6
Thread 10-32 UNF	31415	100	50	24.6
Thread 1/2" FNPT	31425	25	50	13.8
Spike	31495	25	40	14.4
In-Line Spike	30995	25	40	14.3

Shrubbler® 180°

BASE TYPE	PART NUMBER	PACK QUANTITY	PACKS PER CARTON	CARTON (lbs)
Barb 0.16"	31245	100	50	20.6
Thread 10-32 UNF	31215	100	50	24.6
Thread 1/2" FNPT	31225	25	50	13.8
Spike	31295	25	40	14.4

* For product specifications see page 4