

INSTALLING AND OPERATING THE KELCO K SERIES FLOAT SWITCH



WARNING



Please read these installation and operating instructions fully and carefully before installing or servicing this Float Switch. The K Series float switch is a mains voltage device. Death or serious injury may result if this switch is not correctly installed and operated. All electrical work on this switch must be performed by a fully qualified and licenced Electrician.

APPLICATION

The K Series heavy duty level regulator is a low hysteresis tilting float switch capable of providing an on or off signal at a single fixed point in a tank or sump. The low differential switching means the regulator switches when the liquid level reaches it and rises by a further 35mm. If the level then falls by 35mm the switch de-actuates. These float switches are ideal for single point switching applications such as high and low level alarms. Where multiple switching points are required or where a level difference of greater than 35mm is needed multiple float switches should be used.

ENVIRONMENT

This switch is constructed from polypropylene and CPE rubber shielded cable. There are no metal parts in contact with the process liquid and this switch can be used in water, sea water, acids, alkalis and a great variety of chemical solutions including oil, oily waste, fats and in effluents of many types.

K Series switches should not be used in closed vessels at greater than 300 kPa static pressure, or in submerged applications at greater than 30 metres.

Do not expose this switch to liquid temperatures of less than -20°C or greater than $+60^{\circ}\text{C}$. Liquids in which this switch is to operate must have a specific gravity of greater than 0.82. In liquids of low specific gravity the buoyancy of the float is reduced and a proportionally higher operating differential results.

HAZARDOUS APPLICATIONS

This level regulator is classed as a simple device and does not require separate certification to be used in hazardous applications. In any such installation the level regulator should be isolated by an intrinsically safe barrier, a Zener barrier.

MECHANICAL INSTALLATION

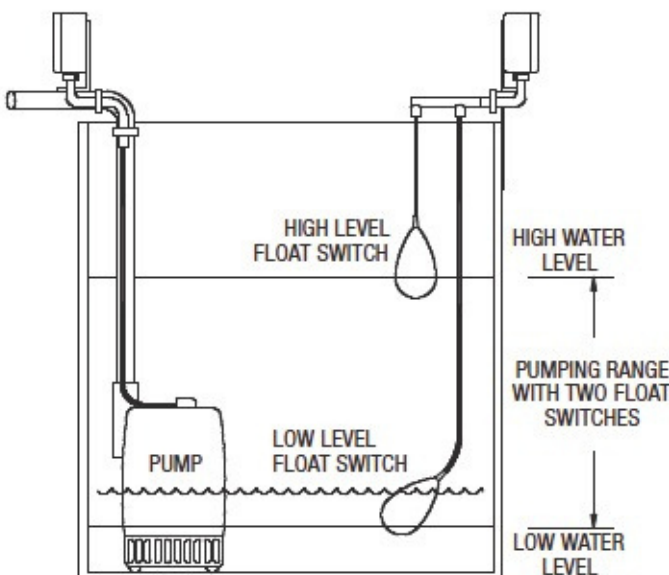
A little care taken when installing this float switch will greatly prolong its service life. Select the installation site carefully. Avoid installing this switch in any area where there is likely to be turbulence or where the float or cable will abrade against tank walls, piping or pumps. Any abrasion between the switch cable and adjacent surfaces will greatly reduce the life of the switch and may cause premature failure. In areas where several float switches are to be installed it is essential to ensure the cable from adjoining switches do not rub or tangle.

Do not install this float switch hard against the side of a tank or pit, to do so limits the free movement of the float and will impede the switching action. Suspend the switch away from tank walls and stand pipes by at least 100mm.

Heavy polypropylene cable weights are available to suit the float switches. If a cable weight was supplied simply clamp the weight onto the cable using the provided screw.

Position the weight at least 150mm above the float. Multiple weights can be installed spaced along the switch cable if required. When tethering the float switch, allow at least 150mm of free cable between the float and the first tethering point. The free cable allows the float to swing and tilt in response to liquid level changes. Flexing of the cable should be distributed evenly along the cable and must not be confined to one point.

If the free movement of the cable is restricted it can cause work hardening of the copper strands within the cable and lead to premature failure of the switch. Where possible keep the exposed cable out of direct sunlight. For example on top of a tank, terminate the cable in a suitable junction box or run the switch cable inside a length of conduit and do not simply drape the cable over the exposed tank rim. Prolonged exposure to sunlight can perish and crack the cable leading to premature switch failure.





WARNING



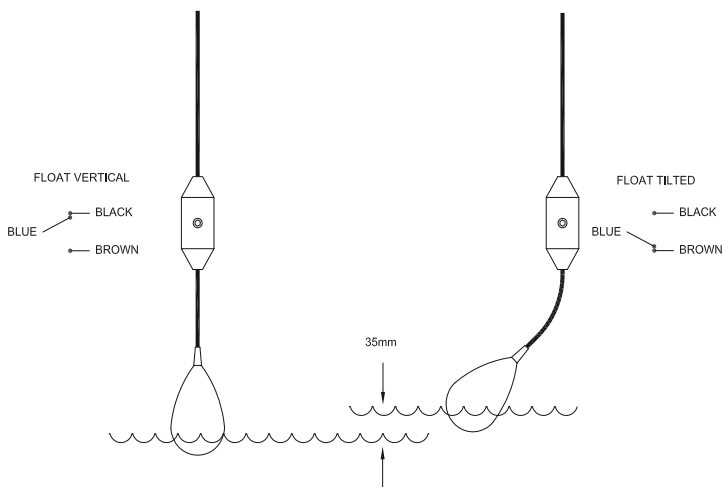
All electrical work associated with the K Series level regulator must be carried out by qualified electrical personnel and all electrical work must conform to AS/ NZ (or equivalent) standards and to local wiring rules.

ELECTRICAL INSTALLATION

This float switch is rated at 240 VAC, however local regulations may require its use be confined to low voltage control circuits. In the interest of safety we recommend all installations be isolated by a low voltage transformer and operated at 24V to 48V AC. Where it is impractical to use low voltage, all mains voltage installations must incorporate a suitable earth leakage relay. This float switch houses a Single Pole Double Throw (S.P.D.T) switch. The electrical rating of the switch is indicated on the outside face of the float. Connection is via a three core 0.75 mm CPE clad cable. With the float hanging vertically the core colours are Blue, Common, Black Normally Closed and Brown Normally Open. When liquid level rises and tilts the float 45° Blue to Brown closes and Blue to Black opens. As a general guide terminate the float switch well above the liquid high level in the tank or pit. Where possible avoid running the float switch cable any appreciable distance through conduit as this makes servicing, testing or replacement more difficult. Most installations will only require the use of two of the three available wires. This will be the blue common and one of the other two wires. Be aware that when the float switch actuates the unused wire will be live, and it must therefore always be isolated.

In installations where two float switches are to be used to control the high and low levels in a tank or pit, a latching circuit is normally used. A basic schematic for such a circuit is shown. In the circuit drawing a double pole relay is used to latch the pump on. The latch is broken by either the high or low-level float switch changing state, depending on whether the tank is to be emptied or filled. A suitable relay may be used to directly control a pump motor, however, it is preferable that the control circuit is operated at low voltage and the relay contacts, set 1 be used to control a contactor which in turn controls the pump motor.

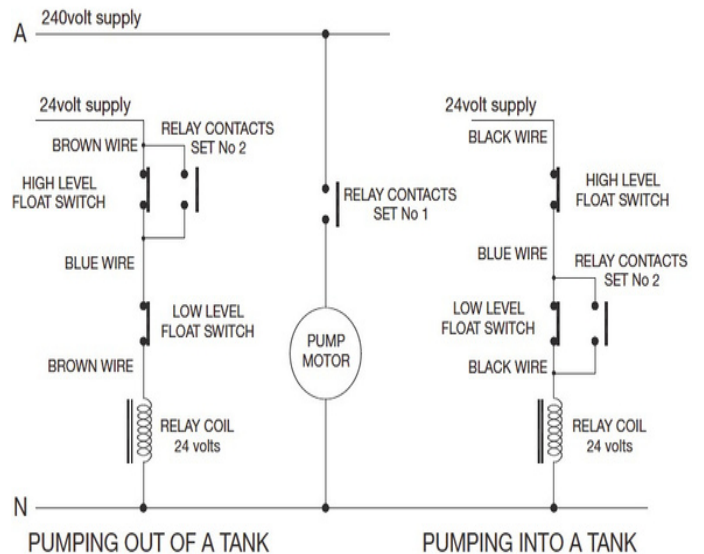
Wire colours and functions



ENVIRONMENTAL LIMITATIONS

Maximum submergence	30 Meters, 300 kPa Static Pressure
Maximum liquid temperature	60°C
Minimum liquid temperature	-20°C
Liquid specific gravity	>0.82
Liquid Ph	1 to 14
Smallest diameter well that the switch can operate in	Within a 160 mm inside diameter vertically mounted pipe
Liquid level change for the switch to operate	35 mm
Closest switching point to tank floor	50 mm
Smallest opening through which the switch will fit	75 mm
Minimum distance between float and closest tethering point/cable weight	150 mm
Suitability for use in sodium hypochlorite	Fully compatible
Suitability for use in sea water	Fully compatible
Suitability for use in potable water	Fully compatible

TWO LEVEL TANK CIRCUIT



Kelco Engineering Pty Ltd

ABN 20 002 834 844

Head Office & Factory
9/9 Powells Road,
Brookvale 2100 NSW Australia

Postal Address
PO Box 7485 Warringah Mall
Brookvale 2100 NSW Australia

Phone: +61 2 99056425
Fax: +61 2 9905 6420

Email: Sales@kelco.com.au
Web: www.Kelco.com.au

PLEASE NOTE: Kelco Engineering Pty Ltd reserves the right to change the specification of this product without notice. Users will use their own judgment to determine the appropriateness of using Kelco Products in an application, any safety measures required and that the product is properly installed for that application. To the extent permitted by law Kelco Engineering Pty Ltd disclaims all and any liability for the use of this product in any particular application or for defective installation. Kelco switches are warranted against malfunction by a 12 month return to base manufacturer's warranty. Full details of our warranty and limitation of liability can be found in this document or downloaded from: <http://www.kelco.com.au/warranty>

KELCO K and KU Series Mounting Diagram

PLEASE READ THIS INSTALLATION SHEET CAREFULLY AND FULLY BEFORE
INSTALLATION

TO ENSURE CORRECT AND RELIABLE OPERATION, THE FLOAT HEAD MUST BE FREE TO MOVE
BETWEEN A TILTED POSITION AND VERTICAL.

FIG 1

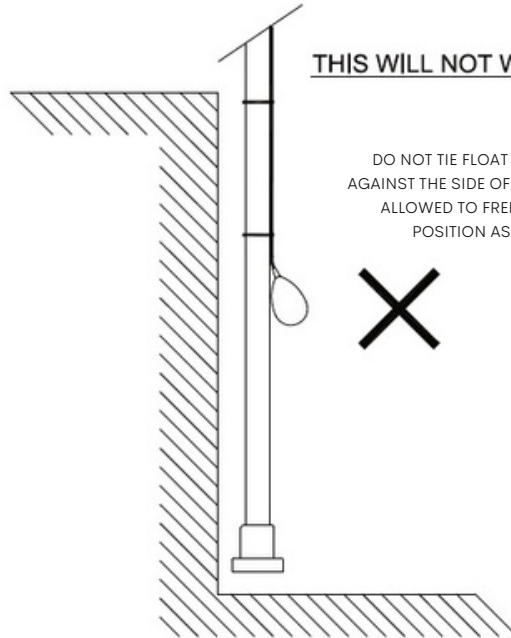
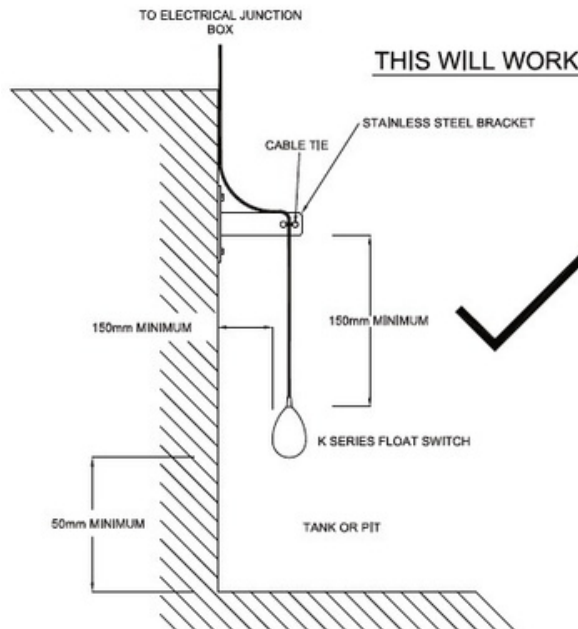


FIG 2



Warranty and Limitation of Liability

Thank you for purchasing Kelco Engineering Pty Ltd, (ABN 200 002 834 844) ("Kelco") products (*Kelco Products*). This document sets out the terms and conditions of the product warranty and Limitation of Liability for *Kelco Products*. It is an important document. Please keep it with your proof of purchase documents in a safe place for future reference should you need to lodge a claim.

This Warranty and Limitation of Liability (or any more recent version in effect when you purchase a *Kelco Product*) ("*Warranty*") applies to all *Kelco Products* regardless of where you purchased the *Kelco Products*.

When you place an order, you are deemed to agree to the *Warranty*, unless otherwise agreed in writing with Kelco.

Kelco is located at 9/9 Powells Road, Brookvale, NSW 2100, AUSTRALIA and may be contacted by calling 61 2 99056425 or emailing: sales@kelco.com.au

1. Definition

The following terms used herein are defined as follows:

- (1) *Australian Consumer Law or ACL*: Schedule 2 to the Competition and Consumer Act 2010 (Cth).
- (2) *Brochures and Technical data sheets*: Kelco brochures, including, without limitation, sales brochures and technical data sheets, whether or not provided electronically.
- (3) *Customer Application*: Any application of *Kelco Products* or component parts by a you including, but not limited to, embedding and/or using *Kelco Products* in your parts/components, electronic substrates, devices, equipment and /or systems manufactured by customers.
- (4) *Non- Excludable Guarantee*: a Consumer Guarantee applicable to these *Warranty Terms* under the *Australian Consumer Law or New Zealand Consumer Guarantee Act 1993*.
- (5) *Fitness*: (a) fitness for a particular purpose, (b) performance, (c) compliance with laws and regulations and (d) conformity to standards of a *Kelco Product*.
- (6) *Kelco Products*: flow switches, level switches and float switches, related products and electronic/mechanical components under the *Kelco* brand.
- (7) 'You' or "Customer" means the purchaser of the *Kelco Products* not having purchased the *Kelco Products* for re-sale, and 'your' has a corresponding meaning.
- (8) *Usage Conditions*: Usage conditions, rating, performance, operating environment, handling instructions, warnings, restrictions on use, etc. of *Kelco Products* described in the *Brochures and technical data sheets*.

2. Descriptions

You are deemed to accept the following terms and conditions regarding the descriptions provided of *Kelco Products* in the *Brochures and technical data sheets* when you adopt or use a *Kelco Product* or component thereof.

- (1) Rated values and performance values are based on average performance established from batch production runs and *Kelco* does NOT warrant any rated values and performance values for multiple composite conditions.
- (2) Reference data is provided for your reference only. *Kelco* does NOT warrant that *Kelco Products* work properly at all times or continuously as provided in the reference data.
- (3) Application examples (if any) are provided for your reference only. *Kelco* does NOT warrant the *Fitness of Kelco Products* under such applications.
- (4) *Kelco* may discontinue the production of *Kelco Products* or change their specifications for the purpose of improving such products or for other reasons entirely at its own discretion and is under no obligation to notify you of any such change.

3. Precautions

You are deemed to accept the following terms and conditions when you purchase *Kelco Products*:

- (1) You will use *Kelco Products* in compliance with *Usage Conditions* including rating and performance.
- (2) You will confirm *Fitness* and use your own judgment to determine the appropriateness of using of *Kelco Products* in a *Customer Application*. *Kelco products* are unlike conventional flow and level switches and pump controllers in that they can be applied to virtually any fluid or pumping system in any manner defined by an original equipment manufacturer, a wholesaler or end user or their agents. The knowledge and experience of such parties is outside the control of *Kelco*, and their having relevant knowledge and experience is critical to the successful application and operation of the *Kelco Products*. *Kelco* does NOT warrant the *Fitness of Kelco Products* in a *Customer Application*.
- (3) You will confirm that *Kelco Products* are properly wired and installed for their intended use in your overall system. In the case of *Kelco* pump controllers, the flexibility of their operating system means it requires an extensive knowledge of pumps and their characteristics and the intended overall goal of the system in order to select the correct functions and settings. Failure to understand the ramifications of incorrect settings may result in a system that fails to perform to your expectations and or may even damage the pump or system itself. It is therefore critical that correct settings are used to achieve a stable and reliable overall system and to provide any such system with appropriate pressure and or flow protection the pump controller is intended to provide. *Kelco* does NOT warrant *Kelco Products* against defective installation, incorrect programming, incorrect wiring or electrical overload in any form.
- (4) When using *Kelco Products*, you will make sure to (i) maintain a margin of safety in relation to the published rated and performance values, (ii) design to minimize risks to any *Customer Application* in case of failure of any *Kelco Products*, such as introducing redundancy i.e. critical systems should include double redundancy of all controls, (iii) adopt system-wide safety measures to notify risks to users such as independent backup protection. Such backup may consist of a simple or complex independent alarm system to alert an operator to any issue with the system, and (iv) conduct regular maintenance on *Kelco Products* and the *Customer Application*.
- (5) It will be your sole responsibility as user to determine and use adequate measures and checkpoints to satisfy your particular requirements for (i) data input and output, (ii) maintaining a means for reconstruction of lost data, (iv) preventing *Kelco Products* installed thereon from being infected with computer viruses and (v) protecting *Kelco Products* from unauthorized access. *Kelco* shall not be responsible and/or liable for any loss, damage, or expenses directly or indirectly resulting from any third-party software or hardware not contained in the product as originally configured by the manufacturer, the infection of *Kelco products*, or any computer equipment, computer programs, networks, databases or other proprietary material connected thereto, by service attack, computer viruses, other technologically harmful material and/or unauthorized access.
- (6) *Kelco Products* are designed and manufactured as general-purpose products for use in general industrial products. They are not intended to be used in the applications described in subsection 3...(5)(a), (b), and (c). If you are using *Kelco Products* in the applications described below, *Kelco* does not provide any warranty for such *Kelco Products*, except for specific applications where *Kelco* has specified that it intends to provide a warranty or by separate written agreement between the customer and *Kelco*.

- a. Applications with stringent safety requirements and applications that could cause physical injury to a person or result in loss of life.
- b. Applications under severe conditions or in severe environment, including but not limited to outdoor equipment, equipment exposed to chemical contamination, equipment exposed to electromagnetic interference and equipment exposed to vibration and shocks.

- c. Applications under conditions or environments not described in any of the Brochures and Technical data sheets.
- d. *Kelco Products* are not intended for use in Hydrocarbons other than Dieselene.

4. Warranty

Kelco warrants that *Kelco Products* will perform in accordance with the specifications set out in the Technical data sheets, subject to and in accordance with the following:

(1) Warranty period: The *Warranty* shall apply for 12 months from the date of original purchase of *Kelco Products* by the customer. .

(2) Sole Remedy: Unless required to do otherwise as a result of statutory guarantees applicable under *ACL*, *Kelco* will provide, at its own discretion, either of the following two services as the sole remedy for a malfunctioning *Kelco Product*:

Repair of the malfunctioning *Kelco Product(s)* or components by *Kelco* or *Kelco* authorised dealer at no charge to the customer, or

- a. Replacement of the malfunctioning *Kelco Product(s)* or components by *Kelco* or *Kelco* authorised dealer with the same number of replacement/alternative products or components at no charge to the customer.

(3) Exceptions: This *Warranty* of *Kelco Products* does not apply if the cause of the malfunction falls under any of the following:

Usage in a manner other than the original intended use for the *Kelco Products* or component thereof.

- a. Usage other than as described in the *Usage Conditions*.
- b. Usage that is not in accordance with Section 2 (Descriptions) and Section 3 (Precautions) above.
- c. Modification or repair made to the *Kelco Products* by persons other than *Kelco*.
- d. Causes which could not have been foreseen with the level of science and technology at the time of shipping from *Kelco*.
- e. Replacement or repair of any (1) consumables (including cables, paddles and circuit boards), or (2) lost parts or accessories.
- f. Service of any product whilst it is outside Australia.
- g. Causes originating from other than *Kelco* or *Kelco Products* (including force majeure such as but not limited to natural disasters)
- h. Causes from any environmental factors. Such factors may include but are not limited to water or chemical ingress, fire damage, lightning damage, mechanical damage, sun damage or degradation, failure due to over-heating, freezing or vibration. Failure due to customers over tightening threads or fittings. Failure due to power supply fluctuations, surges, spikes, brown outs. or AC supplies that do not provide a pure sine wave output.
- i.

(4) If you intend to make a claim under this *Warranty* you must contact *Kelco* to register your claim by telephone on (02)99056425 and provide the following details to enable *Kelco* to assess the claim: (i) proof of purchase; (ii) evidence of the particulars of the claim that gives rise to the application of the *Warranty* ; (iii) confirmation that the cause of the malfunction was not an Exception set out above; and (iv) your phone number, email and address details.

You must provide or make the *Kelco product* available to *Kelco* for evaluation. If you are required to return the product to *Kelco* for repair replacement or evaluation, *Kelco* will provide delivery details and a return goods authorisation number to you. The *Kelco Products* will be at the owner's risk whilst in transit to and from *Kelco*, unless transported by *Kelco* or its authorised representatives.

The *Kelco Product* presented for repair may be replaced by refurbished products of the same type rather than being repaired. Refurbished parts may be used to repair the product.

To the extent permitted by law replacement of the product or a part does not extend or restart the *Warranty Term*.

Kelco may seek reimbursement of any costs incurred by them when the *Kelco* product is found to be in good working order.

5. Non-excludable Statutory Guarantees

(1) The *Warranty* is given by *Kelco* in addition to other rights and remedies which you may be entitled to under by law, nothing contained in this agreement excludes, restricts or modifies any condition, guarantee, warranty or other obligation which is applicable to or is conferred on *Kelco* pursuant to law where to exclude, restrict or modify any such condition, warranty or other obligation is unlawful. (2) Australia: To the extent that you are a consumer for the purposes of the *ACL*, *Kelco Products* come with guarantees that cannot be excluded under the *ACL*. You are entitled to a replacement or refund for a major failure and compensation for any other reasonably foreseeable loss or damage. You are also entitled to have the goods repaired or replaced if the goods fail to be of acceptable quality and the failure does not amount to a major failure. "Acceptable Quality" and "major failure" have the meaning they have in the *ACL*. (3) New Zealand: For *Kelco Products* provided by *Kelco* in New Zealand, the *Kelco Products* come with a guarantee by *Kelco* pursuant to the provisions of the Consumer Guarantees Act, section 345(1)(i) of the Contract and Commercial Law Act 2017 and the Fair Trading Act. Where the *Kelco Product* was purchased in New Zealand for commercial purposes the Consumer Guarantee Act does not apply.

6. Disclaimer and Limitation of Liability

TO THE EXTENT PERMITTED BY APPLICABLE LAW:

(1) SELLER MAKES NO WARRANTY, EXPRESS OR IMPLIED, OTHER THAN AS STATED IN SECTION 4 ABOVE AND SELLER DISCLAIMS AND EXCLUDES ANY WARRANTY OF ANY OTHER KIND. (2) THE SOLE AND EXCLUSIVE REMEDY FOR MALFUNCTIONING KELCO PRODUCTS SHALL BE AS SET FORTH IN SECTION 4. ABOVE. (3) KELCO AND THE DISTRIBUTORS OF KELCO PRODUCTS ARE NOT LIABLE FOR ANY DAMAGES WHICH MAY ARISE FROM OR BE RELATED TO KELCO PRODUCTS.

7. Confidentiality: You accept that if you make a *Warranty* claim, *Kelco* and its agents may exchange information in relation to you to enable *Kelco* to meet its obligations under this *Warranty*.

8. Export/ Import Controls

Customers of *Kelco Products* shall comply with all applicable laws and regulations of Australia and/or other relevant countries with regard to security export/import control, when exporting/importing *Kelco Products* and/or technical documents or providing such products and/or documents to a non-resident of Australia. At its discretion *Kelco* may not provide customers with *Kelco Products* and/or technical documents should they fail to comply with such laws and regulations.

Kelco Engineering Pty Ltd

ABN 20 002 834 844

Head Office & Factory
9/9 Powells Road,
Brookvale 2100 NSW Australia

Postal Address
PO Box 7485 Warringah Mall
Brookvale 2100 NSW Australia

Phone: +61 2 99056425
Fax: +61 2 9905 6420

Email: Sales@kelco.com.au
Web: www.Kelco.com.au

PLEASE NOTE: Kelco Engineering Pty Ltd reserves the right to change the specification of this product without notice. Users will use their own judgment to determine the appropriateness of using Kelco Products in an application, any safety measures required and that the product is properly installed for that application. To the extent permitted by law Kelco Engineering Pty Ltd disclaims and excludes all and any liability for the use of this product in any particular application or for defective installation. Kelco switches are warranted against malfunction by a 12 month return to base manufacturer's warranty. Full details of our warranty and limitation of liability can be found in this document or downloaded from: <http://www.kelco.com.au/warranty>

All rights reserved copyright Kelco Engineering Pty Ltd © 2022