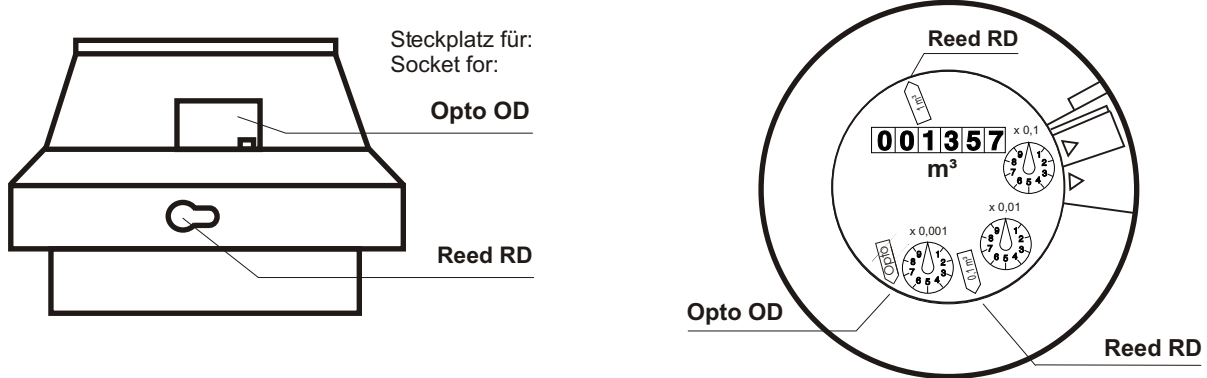


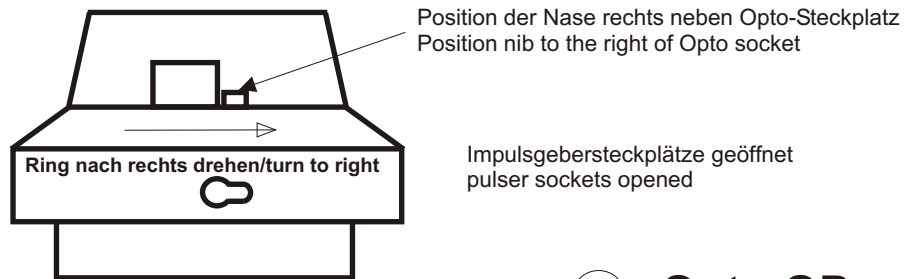
Montage von Impulsgebern Reed RD und Opto OD

How to install Reed RD and Opto OD pulsers

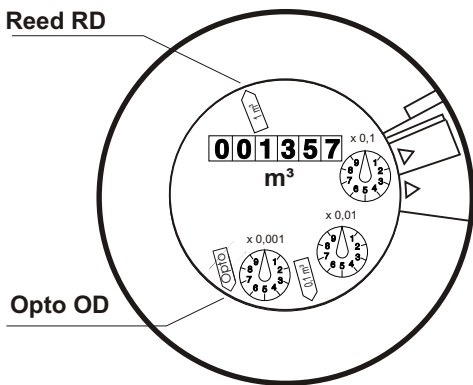
MB 8200



1 Kopfring festhalten
Hold head ring




2 Reed RD



2 Opto OD

Vor Einsetzen des Opto Abdeckplatte entfernen
Before mounting the Opto remove the coverplate



Bei Installation des Opto Kabel links
Schwarzer Teil des Opto zeigt zum Zählwerk
Steg an Oberseite des Opto muß hinter den
Kopfring greifen
Install Opto head with cable to left
The black side of the Opto must face the register
The nib on the upper side of the Opto head must
be locked in behind the head ring aperture

3 Kopfring festhalten
Hold head ring

Impulsgebersteckplätze verriegelt
pulsers sockets locked

