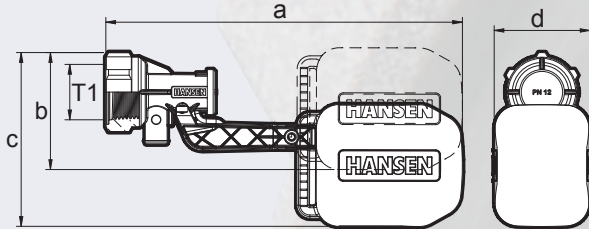


## Technical Specifications

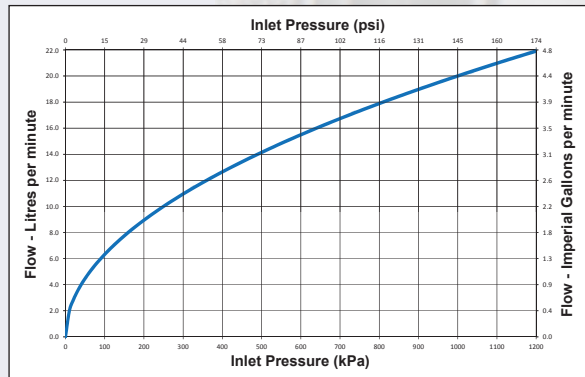
### Hansen *Mini Fast-Flo* Valve Dimensions and Available Sizes



Product Code	T1 BSPT (DN)	a mm	b mm	c mm	d mm	Included Male Adaptors
HMFFSV15LS	25mm (1")	220	73	108	60	15mm Long Tail
HMFFSV20LS	25mm (1")	220	73	108	60	20mm Long Tail
HMFFSV25LS	25mm (1")	220	73	108	60	25mm Long Tail

Supplied with: Complete Plastic Valve Body, Arm & Float and Long Tail Adaptor

### Hansen *Mini Fast-Flo* Valve Flow Chart



Results based on in-house testing

For further technical information including chemical & temperature specifications, please visit our website: [www.hansenproducts.com](http://www.hansenproducts.com)



## Frequently Asked Questions

- Q** Will the Hansen *Mini Fast-Flo* valve work in my calf shed bowl troughs?
- A** Yes, the *Mini Fast-Flo* valve was designed as a compact valve for use in small bowls, compact troughs, feeders & header tanks or any situation where the valve space is confined.
- Q** The pressure at my compact troughs is quite high and the compact float valves I have used either don't last very long or they don't shut off properly. Will the Hansen *Mini Fast-Flo* valve work with high pressure?
- A** Yes, the *Mini Fast-Flo* valve has the arm pivot point positioned to allow closing at pressures up to 12 bar (174 psi).
- Q** I have found the rubber seats in the compact float valves I am using don't last very long, does the Hansen *Mini Fast-Flo* valve use the same rubber seat?
- A** No, the seat we use in Hansen float valves are urethane which is a very durable and hard material. The seal is also reversible if a foreign body should damage it.
- Q** I have a header tank in my house that is very noisy while filling, will the Hansen *Mini Fast-Flo* valve be any quieter?
- A** The noise while the tank is filling is caused by the high velocity of the water from the valve outlet into the tank. The *Mini Fast-Flo* valve outlet doubles as a spigot so you can attach a length of hose to allow the flow to be placed onto the bottom of the tank eliminating this noise.
- Q** What size tank inlet do I need to fit the Hansen *Mini Fast-Flo* valve?
- A** All the Hansen float valves carry a 25mm (1") female thread on the valve inlet. This gives you a couple of benefits. The valve will fit inlets from 15mm to 50mm when using our range of adaptors. The additional material used at the inlet to form the female thread strengthens the valve at an area that has been identified as a weak point in other brands of valves.

### HANSEN PRODUCTS (NZ) LIMITED

PO Box 809 • Whangarei • New Zealand  
 P: +64 9 430 4140 F: +64 9 430 4141  
 E: [info@hansenproducts.com](mailto:info@hansenproducts.com)  
 W: [www.hansenproducts.com](http://www.hansenproducts.com)

Available From:

**HANSEN**

Best Installed Value



**HANSEN**<sup>™</sup>  
*mini Fast-Flo Valve*



HDB295 2205

[www.hansenproducts.com](http://www.hansenproducts.com)

# A Reliable, Ultra Compact Trough/Tank Valve

## Best Installed Value

Hansen Products *HiFlo* Valves are Strong, Lightweight and Compact and have been designed and manufactured to deliver high volumes of water quickly with smooth, unrestricted, full flow control.

Hansen *Mini Fast-Flo* valve is the smallest of Hansen's *HiFlo* Valve Family. Ideally suited to tight fitting environments that demand a very compact sized valve with responsive on/off capabilities, the *Mini Fast-Flo* valve brings with it the perfect solution for tight spaces. Built to the same quality and precision specifications as the rest of Hansen's range, the barbed outlet allows for a hose attachment to both diffuse and help eliminate noise from the outlet flow. A tough, reversible urethane seat effectively doubles the life of the valve providing a 'best of class' valve that's reliable for the long term.

With over 60 years' experience in manufacturing, Hansen Products knows the importance of fluid delivery, flow and pressure within a pipe system. This has seen Hansen Products build a reputation for providing high performance, easy to use, innovative, simple products that provide our customers with "Best Installed Value".

All Hansen products carry our Limited Lifetime Warranty\*

\*For more information on our warranty, please visit [www.hansenproducts.com/legal.htm](http://www.hansenproducts.com/legal.htm)

## Product Details



**HMFFSV15LS**  
Mini Fastflo Short Arm with 15mm Long Tail Adaptor.  
**Supplied with:** Complete Plastic Valve Body, Arm, Float & 15mm Long Tail Adaptor



**HMFFSV20LS**  
Mini Fastflo Short Arm with 20mm Long Tail Adaptor.  
**Supplied with:** Complete Plastic Valve Body, Arm, Float & 20mm Long Tail Adaptor



**HMFFSV25LS**  
Mini Fastflo Short Arm with 25mm Long Tail Adaptor.  
**Supplied with:** Complete Plastic Valve Body, Arm, Float & 25mm Long Tail Adaptor

### ULTRA COMPACT!

Ideal for very confined spaces the Hansen Mini Fast-Flo valve is well suited to trough/tank environments that demand a compact sized valve.

### MALE ADAPTORS

O-Ring seal short and long adaptors available in 15-50mm (1/2" - 2"). Manufactured from High Quality Glass Fibre Reinforced Nylon for a weather, termite, fungi & bacteria resistance.




### REVERSIBLE SEAL

Reversible seal effectively doubles the valves life.



**STRONG LONG LIFE SEAL**  
Versatile, Tough, Double Sided Urethane Seal.



### ANTI-SYPHON HOLES

When the valve body outlet is submerged in water or has an extension outlet tube attached, the Anti-Syphon Holes have been designed to be knocked out to prevent the valve from back flowing as long as the Anti-Syphon Holes are above water level.

Store Packaging



**FLOW RATE**  
29 PSI, 9L/PM

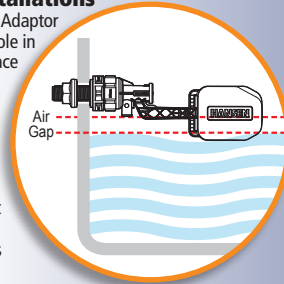


### HOSE BARB OUTLET

Acts as a diffuser for quiet operation and controlling the outlets flow in confined spaces

### Top Entry Installations

Insert the Long Tail Adaptor through the inlet hole in the trough wall, place Poly Washer on Long Tail Adaptor, thread on Adaptor Nut then tighten firmly. Do not over tighten. Screw the Mini Fast-Flo Float onto the Arm and adjust float level as desired.



### HAND TESTED

All Hansen Mini Fast-Flo Valves are rigorously hand tested.



### HANSEN EZI CLAMP ARM LEVEL ADJUSTMENT

Hansen Mini Fast-Flo Valves feature a Hansen Ezi Clamp arm allowing the 70mm float to be moved up or down making level adjustment a breeze



### MATERIALS APPROVED FOR DRINKING WATER

All plastic parts used in the manufacturing of Mini Fast-Flo valves have been approved for use with potable water.



**MAXIMUM WORKING PRESSURE**  
12 Bar (174 psi) @ 20°C

**NOTE:** High pressure and or flow can cause water turbulence when used in top entry installations. To minimise use a short piece of pipe to act as a diffuser. To prevent back flow when using a diffuser punch out the Anti-Syphon Holes.

The Mini Fastflo Valves are protected by intellectual property rights owned by the Hansen group of companies in NZ and other countries including NZ registered design 420187, and AU registered design 365459. MINI FAST-FLO is a trade mark of the Hansen group of companies.