



Construction

Single-impeller submersible pumps in chrome-nickel stainless steel, with vertical delivery port and suction non-return valve. Suction capability up to 1 mm from the bottom. Motor cooled by the pumped water passing between the motor jacket and the external jacket. Double shaft seal with oil chamber. The pump is fitted with a suction non-return valve which, during operation, allows to manually move the pump to several points in the room and draw water up to 1 mm avoiding that the pump loses its priming.

Applications

For clean water containing solids up to 3 mm grain size. For draining rooms or emptying tanks. Extraction of water from ponds, streams or pits and for rainwater collection. For irrigation purposes.

Operating conditions

Liquid temperature up to 35° C.
Maximum immersion depth: 5 m.
Minimum water level 1 mm.
Continuous duty.

Motor

2-pole induction motor, 50 Hz ($n \approx 2900$ rpm).

GX ZERO: three-phase 230 V $\pm 10\%$;
three-phase 400 V $\pm 10\%$;
Cable: H05RN-F, 4G0,75 mm², length 10 m, without plug.

GXM ZERO: single-phase 230 V, with thermal protector. Incorporated capacitor. Cable: H05RN-F, 3G0,75 mm², length 10 m, with plug CEI-UNEL 47166.

Insulation class F.
Protection IP X8 (for continuous immersion)
Double impregnation humidity-proof dry winding.
Constructed in accordance with: EN 60335-2-41.

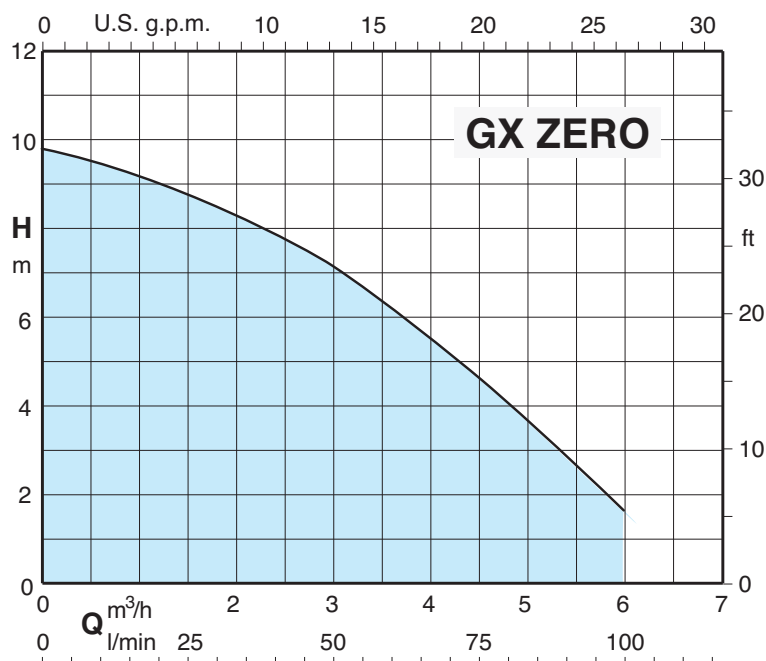
Other features on request

- Other voltages.
- Frequency 60 Hz.
- Other mechanical seal.
- Motor suitable for operation with frequency converter.

Materials

Component	Material
Pump casing	PA66-50FV (Noryl)
Impeller	PPO-GF20 (Noryl)
Valve	NBR / Chrome-nickel steel AISI 304
Motor jacket Pump jacket	Chrome-nickel steel 1.4301 EN 10088 (AISI 304)
Strainer Handle	Polypropylene
Shaft	Chrome-nickel steel 1.4305 EN 10088 (AISI 303)
Mechanical seal	Ceramic alumina/Carbon/NBR
Seal lubrication oil	Oil for food/pharmaceutical machinery

Characteristic curves $n \approx 2900$ rpm



Performance $n \approx 2900$ rpm

3~	230V 400V		1~	230V Capacitor			P ₁	P ₂		Q	H					
	A	A		A	µf	Vc		kW	kW		HP	m ³ /h	0	1,2	2,25	3
GX ZERO	1,6	0,9	GXM ZERO	2,5	8	450	0,5	0,25	0,33	l/min	0	20	37,5	50	75	100
										H m	9,8	9	8,1	7,1	4,5	1,6

P₁ Max. power input.

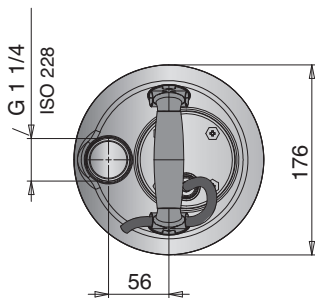
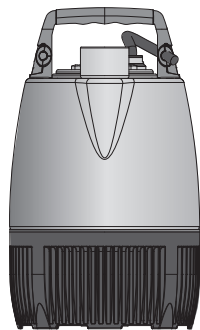
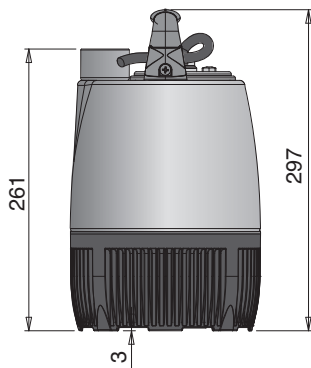
P₂ Rated motor power output.

Density $\rho = 1000$ kg/m³.

Kinematic viscosity $\nu = \max 20$ mm²/sec.

Tolerances according to UNI EN ISO 9906:2012

Dimensions and weights



TYPE	Dimensions mm		(1) kg	
	fM	a	GX	GXM
GX ZERO - GXM ZERO	297	261	5	5,2

(1) With cable length: 10 m

Installation examples

