



# AUTOMATIC AIR VALVE

## Models A30, A31

BERMAD A30 and A31 are high quality automatic air release valves that allow efficient release of air pockets from pressurized pipe lines.

With its advanced design, these valves provide excellent protection against air accumulation with improved sealing in low pressure conditions.



### Features & Benefits

- Large diameter automatic orifice: High flow rates.
- Dynamic sealing: Prevents leakage under low pressure conditions (model A30 - 1.5 psi; 0.1 bar, model A31 - 0.8 psi; 0.05 bar).
- Compact, simple and reliable structure with fully corrosion resistant parts: Lower maintenance and increased life span.
- Design in compliance with EN-1074/4 standard and water service standards.
- Factory approval and Quality Control: Performance and specification tested and measured with specialized test bench.

### Additional Features & Accessories

- Service Port fitted with 1/8"; DN3 (code P) for pressure gauge connection, check point or test drain air valve function
- Test point (code T)

### Inlet and Outlet Connections

- Inlets: male threaded 3/4-1"; DN20-25
- Outlets: Sideways, Optional - female threaded for retrofitting drainage pipeline or check valve

### Orifice Specifications

Inlet Sizes	Automatic Orifice Area	
	A30	A31
Inch	Sq inch	Sq inch
mm	Sq mm	Sq mm
3/4-1"	0.015	0.001
DN20-25	9.6	0.8

### Typical Applications

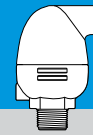
- Pipelines: Protection against air accumulation in high points and long horizontal lines.
- In proximity to control valves and water meters: Prevention of inaccurate pressure regulation and biased readings due to air existence in these devices..

### Materials

- Body: Glass-reinforced Nylon
- Automatic Orifice: PBT (A30), Stainless Steel 316 (A31)
- Float: Polypropylene
- Elastomers: EPDM

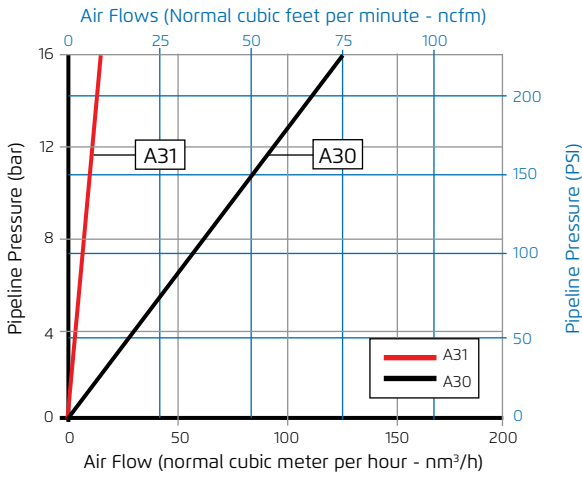
### Operational Data

- Pressure Rating: 230 psi; ISO PN16
- Minimum operating pressure: model A30 - 1.5 psi; 0.1 bar, model A31 - 0.8 psi; 0.05 bar
- Maximum operating pressure: 230 psi; 16 bar
- Media and operating temperature: Water, 33-140°F; 1-60°C

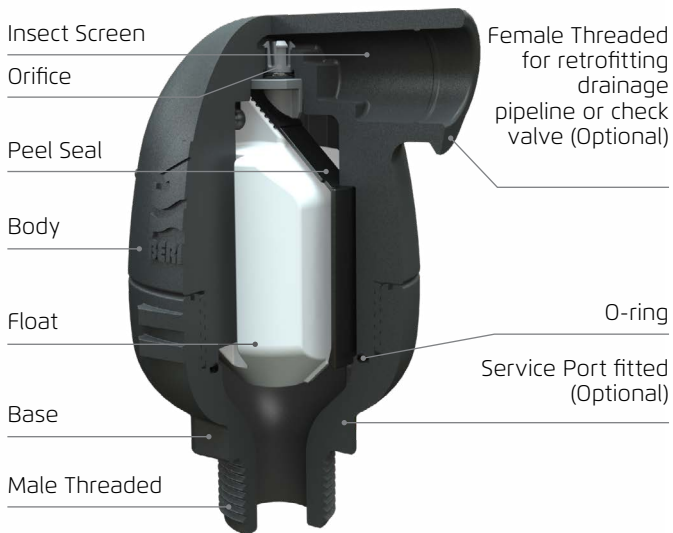


### Air Flow Performance Charts

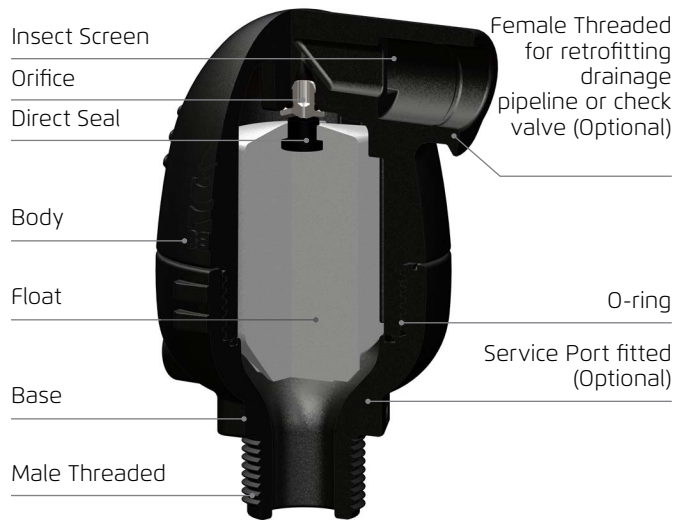
#### Air Release (Pressurized Operation)



#### Cutaway - A30



#### Cutaway - A31



### Dimensions & Weights

		 A30			 A31		
Inlet Size	Connection	Width (D)	Height (H)	Weight	Width (D)	Height (H)	Weight
inch	---	inch	inch	lbs	inch	inch	lbs
mm		mm	mm	Kg	mm	mm	Kg
¾-1"	Threaded	3.740	5.366	0.771	3.740	5.366	0.771
DN20-25		95	136.3	0.35	95	136.3	0.35