



# Commercial Building Services

## Product Range

e.syl<sup>line</sup>

Next Generation Modular Pumping Solutions

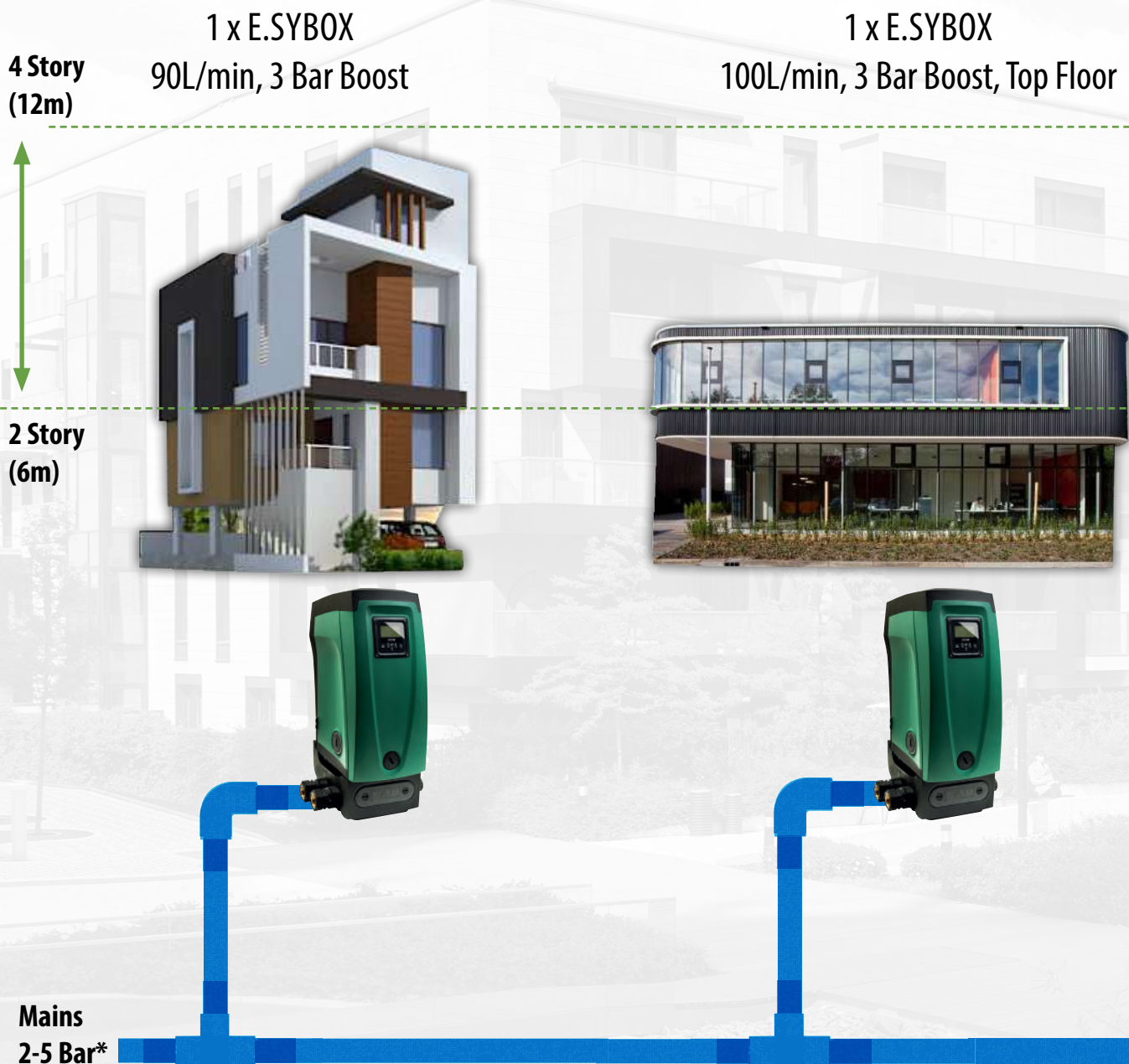
2017





# e.sYLINE

## Next Generation Modular Pumping Solutions



*Disclaimer: Every effort has been made to publish the correct details in this brochure. No responsibility will be taken for errors, omissions or changes in product specifications.*

\* Recommended use of PRV to ensure stable supply pressure

The DAB E.SYLINE Commercial Range provides a complete modular pumping solution where adding flow is as simple as adding another pumping module.

Each pumping module when interconnected increases the available flow out of the system, whilst allowing for each to be easily removed and serviced when required.

Simple installations, easy expandability and cost effective servicing.

2 x E.SYBOX

180L/min, 4 Bar Boost, Top Floor

4 x E.SYBOX

360L/min, 2 Bar Boost, Top Floor



*Disclaimer: Every effort has been made to publish the correct details in this brochure. No responsibility will be taken for errors, omissions or changes in product specifications.*



# MODULAR COMPONENTS

## KIT E.SYTWIN



DAB-KITESYTWIN  
805158

**KIT E.SYTWIN is the evolution of E.SYBOX, creating a connection between two pumps.**

**A better, longer life**

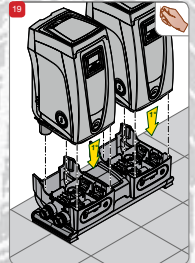
- KIT E.SYTWIN ensures constant water supply thanks to the BACKUP function.
- The new software algorithms constantly analyses the operation of the system, thus optimizing alternating use of the two units.

**More power, less space**

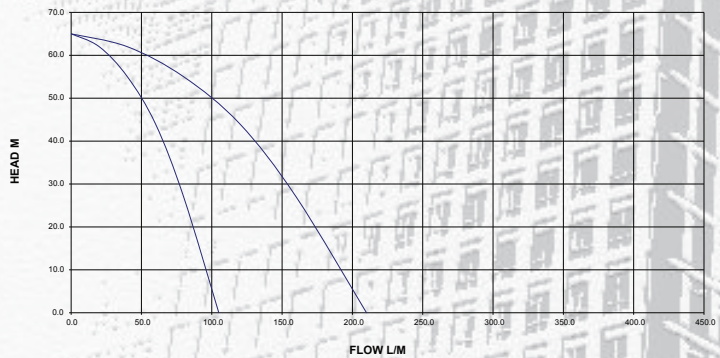
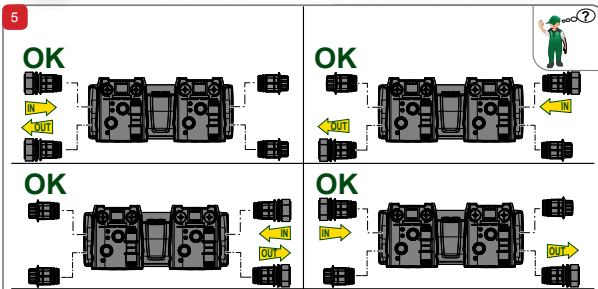
- KIT E.SYTWIN offers exceptional performance thanks to combined operation with a 50% reduction in size compared to traditional units.

**Everything you need**

- The wireless interface handles communication between the two units
- Ensures hydraulic connection without the need for additional components for installation and operation
- Group operation visible on every display.
- 1¼" suction and delivery fittings
- 752L x 358D x 730H
- KIT E.SYTWIN comprises 2 x E.SYBOX & 1 x E.SYTWIN for assembly on site.



Rapid pump changeover and set up with E.SYTWIN for servicing.



## KIT E.SYTRIPLE



DAB-KITESYTRIPLE  
805170

**KIT E.SYTRIPLE is the evolution of KIT E.SYTWIN, creating a connection between three pumps.**

**A better, longer life**

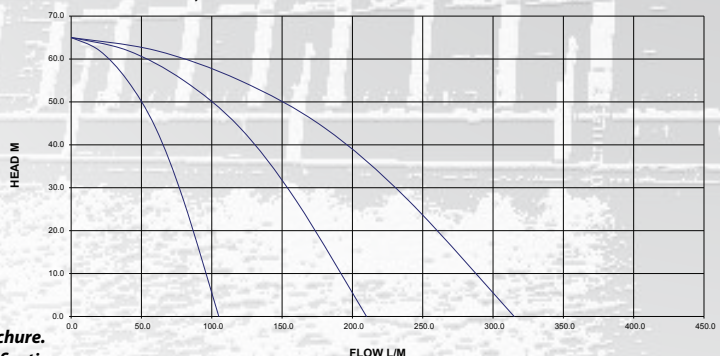
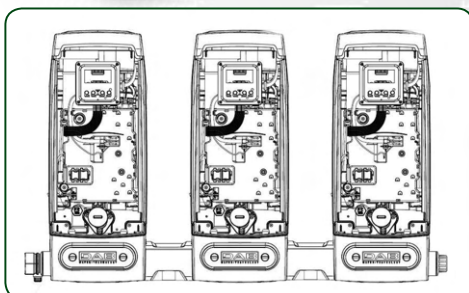
- KIT E.SYTRIPLE ensures constant water supply thanks to the BACKUP function.
- The new software algorithms constantly analyses the operation of the system, thus optimizing alternating use of the three units.

**More power, less space**

- KIT E.SYTRIPLE offers exceptional performance thanks to combined operation with a 50% reduction in size compared to traditional units.

**Everything you need**

- The wireless interface handles communication between the two units
- Ensures hydraulic connection without the need for additional components for installation and operation
- Group operation visible on every display.
- 1¼" suction and delivery fittings
- 1150L x 352D x 679H
- KIT E.SYTRIPLE comprises 3 x E.SYBOX, 3 x E.SYDOCK & 2 x SP00001238 MANIFOLDS for assembly on site.



**Disclaimer: Every effort has been made to publish the correct details in this brochure. No responsibility will be taken for errors, omissions or changes in product specifications.**



# KIT E.SYQUAD



DAB-KITESYQUAD  
805159

**KIT E.SYQUAD is the evolution of KIT E.SYTWIN, creating a connection between four pumps.**

**A better, longer life**

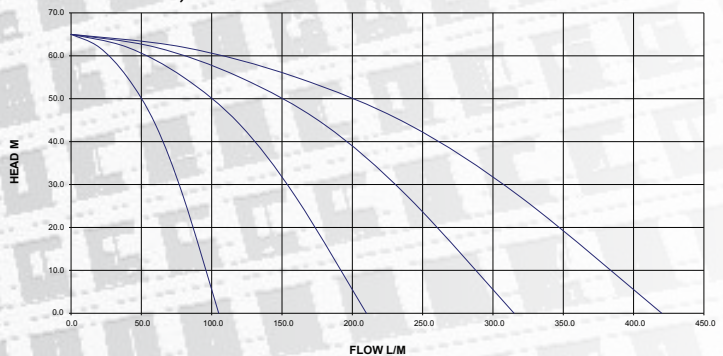
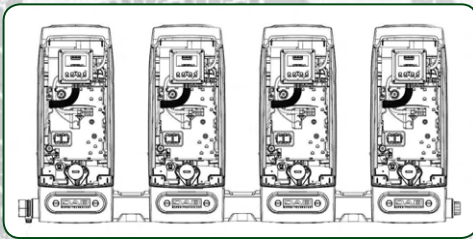
- KIT E.SYQUAD ensures constant water supply thanks to the BACKUP function.
- The new software algorithms constantly analyses the operation of the system, thus optimizing alternating use of the four units.

**More power, less space**

- KIT E.SYQUAD offers exceptional performance thanks to combined operation with a 50% reduction in size compared to traditional units.

**Everything you need**

- The wireless interface handles communication between the four units
- Ensures hydraulic connection without the need for additional components for installation and operation
- Group operation visible on every display.
- 1 1/4" suction and delivery fittings
- 1500L x 358D x 730H
- KIT E.SYQUAD comprises 4 x E.SYBOX, 2 x E.SYTWIN & 1 x SP00001238 MANIFOLD for assembly on site.



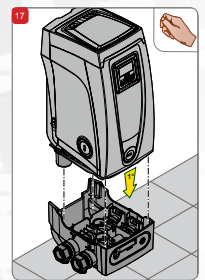
# E.SYDOCK



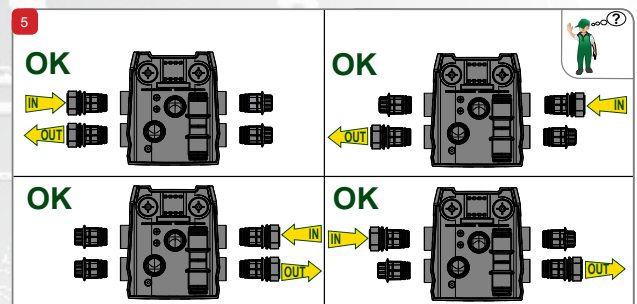
DAB-ESYDOCK  
801120

**E.SYDOCK docking station makes installation rapid, easy and flexible.**

- 4 plumbing configuration options
- Complete with all components required for connection
- Rapid disconnect function for easy maintenance
- Incorporates anti-vibration feet
- 1 1/4" suction and delivery fittings
- 293L x 318D x 180H E.SYDOCK
- 293L x 352D x 679H with E.SYBOX installed



Rapid pump changeover and set up with E.SYDOCK for servicing.



\* E.SYBOX pump not included

*Disclaimer: Every effort has been made to publish the correct details in this brochure. No responsibility will be taken for errors, omissions or changes in product specifications.*



# ELECTRONIC WATER PRESSURE SYSTEM

## e.sybox

Leading the way in electronic pump technology, the E.SYBOX is a completely new solution in commercial water supply. It is ideal for water pressure boosting in low head commercial applications.

The E.SYBOX is a revolutionary and innovative all-in-one pump solution comprising of:

- A self-priming multistage pump
- Electronics for control and management
- Pressure and flow sensors
- High-resolution LCD display
- 2 Litre integrated expansion vessel

### Features:

- Flow up to 2 L/sec and head up to 6 bar per module
- Self priming up to 8 metres
- Dry run protection to stop pump damage if no water is present
- 2 Litre expansion tank protects against thermal fluctuations and reduces pump starts
- Intelligent anti-freeze protection prevents formation of ice inside unit
- Over/under voltage protection and over current protection
- Wireless connectivity facilitates the creation of pressure booster sets and connection to other DAB devices.



DAB-ESYBOX  
800621



## Benefits

- Modular
- Silent
- Efficient
- Compact
- Expandable
- Reliable



### ENERGY EFFICIENT

- Variable speed inverter maintains **CONSTANT PRESSURE** using less energy under low flows.
- The E.SYBOX is an all-in-one **HIGH EFFICIENCY** pump and control solution.
- **SAVE POWER** - 30-40% energy saving!



### DESIGNED FOR COMMERCIAL USE

- **SLEEK DESIGN** allows for quick and easy horizontal or vertical installation.
- Easy to use **LCD DISPLAY** to customise settings and track energy savings.
- **ULTRA COMPACT** - 30% space saving!
- **WIRELESS CONNECTION** for multiple pump installs - expandable up to 4 models.



### EASY MAINTENANCE

- Technical compartment for **EASY ACCESS** to rotor shaft, vertical filling plug and expansion tank.
- Has a **PRACTICAL HOUSING** for maintenance tools and instruction manual.
- **EASY TO SERVICE** internal non-return valve with special tool provided.



### SILENT OPERATION

- **ULTRA LOW NOISE** by water cooled motor & sound proof casing to 45dB.
- **ANTIVIBRATION FEET** absorb any noise - prevent vibrations.

*Disclaimer: Every effort has been made to publish the correct details in this brochure. No responsibility will be taken for errors, omissions or changes in product specifications.*

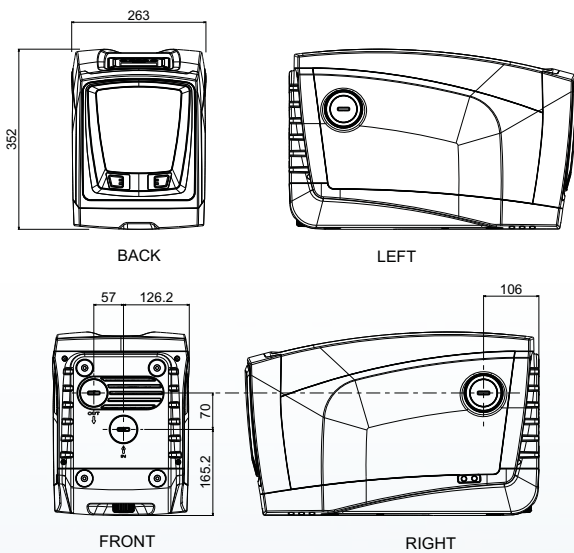


| Item Code | Model       | P2   | 1 ph In | Water Temp | Connections |         | Weight | Dimensions |     |     | Taps |
|-----------|-------------|------|---------|------------|-------------|---------|--------|------------|-----|-----|------|
|           |             |      |         |            | Inlet       | Outlet  |        | W          | D   | H   |      |
|           |             | kW   | A       | °C         |             |         | kg     | mm         |     |     |      |
| 800621    | DAB-E.SYBOX | 1.55 | 10      | 0/40       | 1" BSPF     | 1" BSPF | 24.8   | 263        | 352 | 564 | 12   |

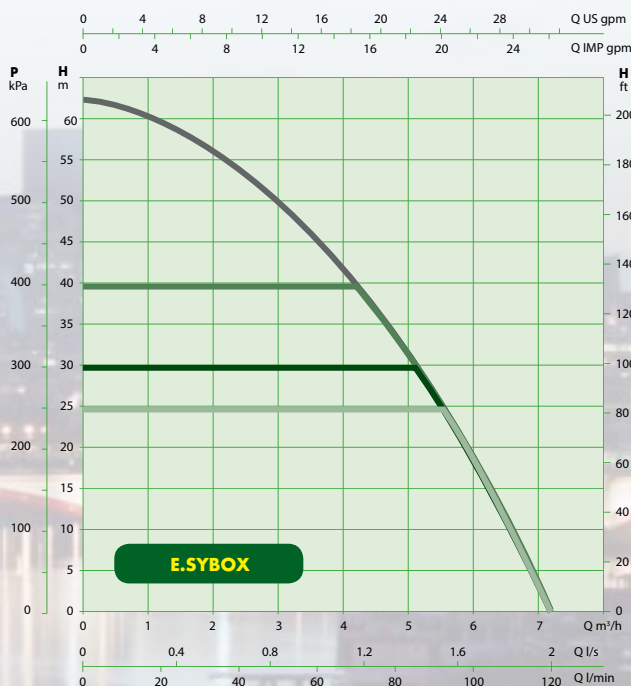
| Operating Conditions        |                      |
|-----------------------------|----------------------|
| System Pressure             | Max. 8 bar (800 kPa) |
| Liquid Temperature          | 0°C to +40°C         |
| Maximum Ambient Temperature | +50°C                |

| Electrical Data  |                      |
|------------------|----------------------|
| Voltage          | 1 x 240V, 50 - 60 Hz |
| Protection Level | IP 44                |
| Insulation Class | F                    |

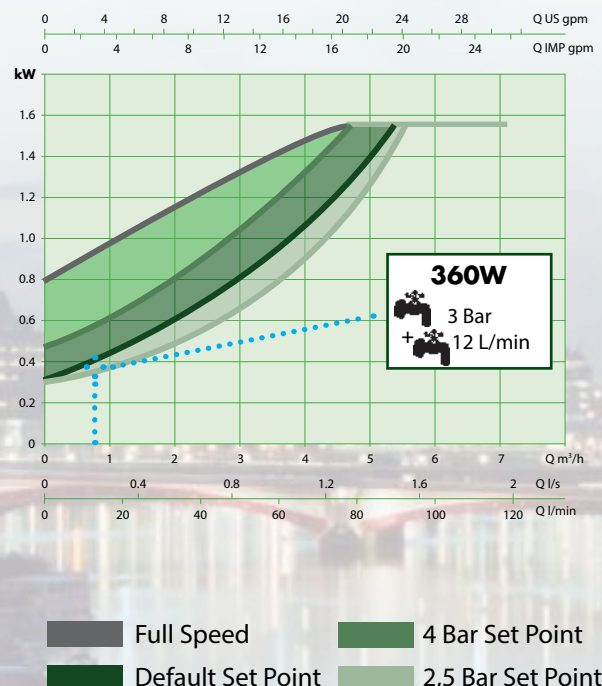
| Construction |   |
|--------------|---|
| Materials    | <ul style="list-style-type: none"> <li>Composite outer casing</li> <li>Stainless steel shaft</li> <li>Technopolymer impeller and diffusers</li> </ul> |



Performance Curve:



Energy Saving Curve:

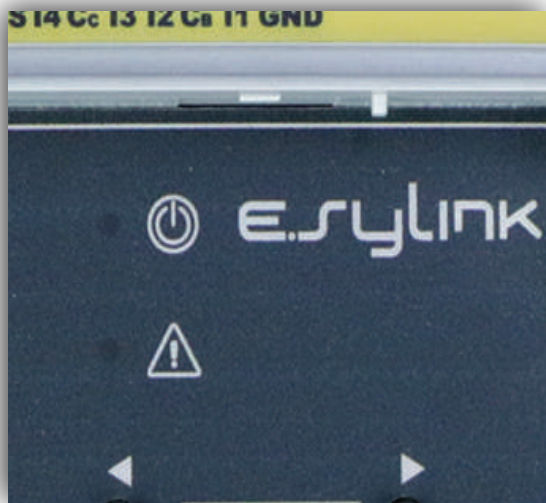


Disclaimer: Every effort has been made to publish the correct details in this brochure. No responsibility will be taken for errors, omissions or changes in product specifications.



# ACCESSORIES

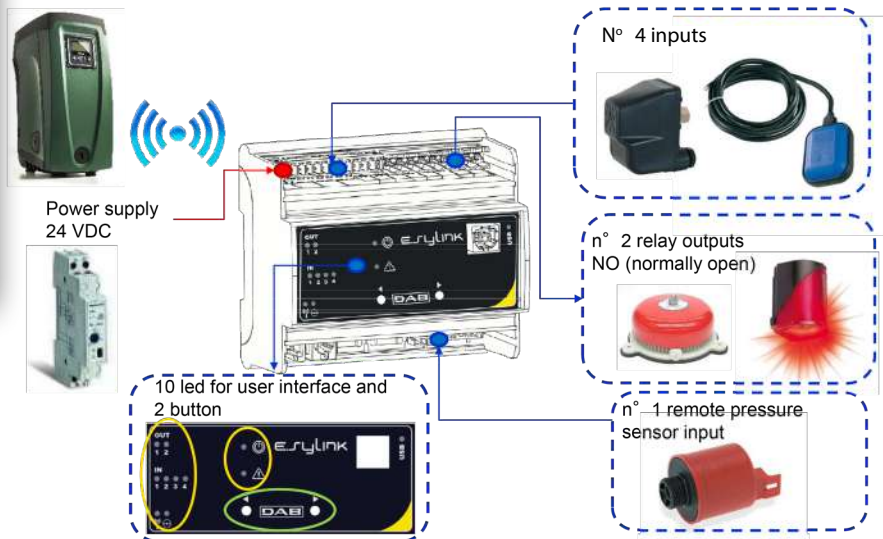
## E.SYLINK KIT



**DAB-ESYLINK**  
802435

### Wireless connection for DAB E.SYBOX

One E.SYLINK will communicate with a group of DAB-E.SYBOX pumps. Easily upgradeable via a computer. Can be installed on DIN modules in standard electrical boxes (size 6 modules). LED for status indication and alarms. Includes E.SYLINK, USB cable, electrical box 8DIN, power supply and 3 cable gland.



## E.SYWALL



**DAB-ESYWALL**  
801122

### E.SYWALL mounting bracket

- Comes with brackets, screws and dowels
- Includes two rubber mounts for absorption of vibrations



*Disclaimer: Every effort has been made to publish the correct details in this brochure. No responsibility will be taken for errors, omissions or changes in product specifications.*



# E.SYTANK



**DAB-ESYTANK**  
805121

\* E.SYBOX pumps not included

## TECHNICAL DATA

**Maximum liquid temperature:** 40°C

**Maximum environment temperature:** 50°C

**Maximum capacity:** 480 litres

**Dimensions of mains water inlet pipe:** 3/4"

**Dimensions of delivery pipe:** 1"


**Dimensions of overflow pipe connection:** 2"

**Dimensions of front discharge (not drilled):** 1-1/4"

**Dimensions of discharge lower discharge (not drilled):** DN20

Used where direct connection to incoming water mains is not legal or input flow is lower than pump output.

| N° | ITEMS                        | MATERIALS  |
|----|------------------------------|--|
| 1  | 480 LITRE TANK               | LINEAR HIGH-DENSITY POLYETHYLENE. HDPE   |
| 2  | INSPECTION COVER             | LINEAR LOW-DENSITY POLYETHYLENE. LDPE  |
| 3  | SERVO-CONTROLLED FLOAT VALVE | (NYLON) PA 66 GLASS FIBRE REINFORCED, STAINLESS STEEL, EPDM, PPH, BRASS CW508L |
| 4  | OVERFLOW                     | PP POLYPROPYLENE 30% GLASS FIBRE   |
| 5  | SUCTION PIPE WITH FOOT VALVE | POLYPROPYLENE HOMOPOLYMER, POM   |
| 6  | DELIVERY PIPE                | POLYPROPYLENE HOMOPOLYMER  |
| 7  | AUXILIARY DELIVERY PIPE      | POLYPROPYLENE HOMOPOLYMER  |
| 8  | E.SYDOCK                     | NYLON 30% FV, PP 30% FV, NBR   |



*Disclaimer: Every effort has been made to publish the correct details in this brochure. No responsibility will be taken for errors, omissions or changes in product specifications.*



# USEFUL INFORMATION

## Pipe Friction Charts

| Friction Loss for PVC Pipe - 50mm to 150mm (m/100 metres of pipe) |                      |      |       |      |       |       |       |       |       |
|---|----------------------|------|-------|------|-------|-------|-------|-------|-------|
| Flow rate   |                      | 50mm |       | 80mm |       | 100mm |       | 150mm |       |
| litres/minute   | m <sup>3</sup> /hour | PN 9 | PN 12 | PN 9 | PN 12 | PN 9  | PN 12 | PN 9  | PN 12 |
| 60  | 3.6                  | 0.42 | 0.48  |      |       |       |       |       |       |
| 120   | 7.2                  | 1.42 | 1.65  | 0.23 | 0.26  |       |       |       |       |
| 180   | 10.8                 | 2.97 | 3.4   | 0.46 | 0.53  |       |       |       |       |
| 240   | 14.4                 | 4.98 | 5.68  | 0.77 | 0.89  | 0.23  | 0.26  |       |       |
| 300   | 18                   | 7.43 | 8.49  | 1.15 | 1.32  | 0.34  | 0.39  |       |       |
| 360   | 21.6                 |      |       | 1.6  | 1.83  | 0.48  | 0.55  |       |       |
| 420   | 25.2                 |      |       | 2.11 | 2.42  | 0.63  | 0.72  |       |       |

| Friction Loss for Poly Pipe - 25mm to 50mm (m/100 metres of pipe) |                      |           |         |           |         |           |         |           |         |
|---|----------------------|-----------|---------|-----------|---------|-----------|---------|-----------|---------|
| Flow rate   |                      | 25mm O.D. |         | 32mm O.D. |         | 40mm O.D. |         | 50mm O.D. |         |
| litres/min  | m <sup>3</sup> /hour | PN 6.3    | PN 12.5 | PN 6.3    | PN 12.5 | PN 6.3    | PN 12.5 | PN 6.3    | PN 12.5 |
| 12  | 0.72                 | 2.12      | 2.97    | 0.56      | 0.9     | .018      | 0.32    | 0.06      |         |
| 30  | 1.8                  | 10.53     | 14.83   | 2.78      | 4.45    | 0.86      | 1.58    | 0.27      | 0.55    |
| 48  | 2.88                 | 24.24     | 34.17   | 6.37      | 10.2    | 1.97      | 3.62    | 0.61      | 1.25    |
| 60  | 3.6                  |           |         | 9.46      | 15.17   | 2.92      | 5.38    | 0.91      | 1.85    |
| 72  | 4.32                 |           |         | 13.09     | 21      | 4.04      | 7.43    | 1.25      | 2.55    |
| 96  | 5.76                 |           |         | 21.88     |         | 6.73      | 12.41   | 2.08      | 4.25    |
| 120   | 7.2                  |           |         |           |         | 10.02     | 18.5    | 3.10      | 6.33    |
| 180   | 10.8                 |           |         |           |         |           |         | 6.39      | 13.07   |
| 240   | 14.4                 |           |         |           |         |           |         | 10.70     |         |

**Disclaimer: Every effort has been made to publish the correct details in this brochure. No responsibility will be taken for errors, omissions or changes in product specifications.**

# Pipe Friction Charts

| Friction Loss for Poly Pipe - 63mm to 110mm (m/100 metres of pipe) |                      |           |         |           |         |           |         |            |         |
|--|----------------------|-----------|---------|-----------|---------|-----------|---------|------------|---------|
| Flow rate  |                      | 63mm O.D. |         | 75mm O.D. |         | 90mm O.D. |         | 110mm O.D. |         |
| litres/minute  | m <sup>3</sup> /hour | PN 6.3    | PN 12.5 | PN 6.3    | PN 12.5 | PN 6.3    | PN 12.5 | PN 6.3     | PN 12.5 |
| 60   | 3.6                  | 0.33      | 0.61    | 0.14      | 0.26    |           |         |            |         |
| 120  | 7.2                  | 1.11      | 2.07    | 0.48      | 0.89    | 0.20      | 0.37    |            |         |
| 180  | 10.8                 | 2.29      | 4.27    | 0.99      | 1.83    | 0.42      | 0.76    | 0.16       | 0.29    |
| 240  | 14.4                 | 3.82      | 7.15    | 1.65      | 3.05    | 0.69      | 1.27    | 0.27       | 0.49    |
| 300  | 18                   | 5.70      |         | 2.46      | 4.55    | 1.03      | 1.89    | 0.40       | 0.72    |
| 360  | 21.6                 | 7.92      |         | 3.42      | 6.32    | 1.43      | 2.63    | 0.55       | 1       |
| 420  | 25.2                 |           |         | 4.51      |         | 1.88      | 3.46    | 0.72       | 1.32    |

| Flow in<br>litres/<br>min | Friction Loss for Poly Pipe - 20mm to 63mm (m/100 metres of pipe)<br>Medium Density Polythene Pipe |      |        |        |     |               |     |     |     |     |     |                |      |      |     |     |     |                  |      |      |      |     |     |                |      |      |      |      |     |
|---------------------------|--|------|--------|--------|-----|---------------|-----|-----|-----|-----|-----|----------------|------|------|-----|-----|-----|------------------|------|------|------|-----|-----|----------------|------|------|------|------|-----|
|                           | Rural Class B Pipe   |      |        |        |     | PE80/PN8 (mm) |     |     |     |     |     | PE80/PN10 (mm) |      |      |     |     |     | PE80/PN12.5 (mm) |      |      |      |     |     | PE80/PN16 (mm) |      |      |      |      |     |
|                           | 3/4"   | 1"   | 1 1/4" | 1 1/2" | 2"  | 20            | 25  | 32  | 40  | 50  | 63  | 20             | 25   | 32   | 40  | 50  | 63  | 20               | 25   | 32   | 40   | 50  | 63  | 20             | 25   | 32   | 40   | 50   | 63  |
| 10                        | 2.7  | 0.7  | 0.2    | 0.1    | -   | 3.9           | 1.4 | 0.3 | 0.1 | -   | -   | 4.5            | 1.4  | 0.4  | 0.1 | -   | -   | 5.3              | 1.8  | 0.5  | 0.2  | 0.1 | -   | 6.8            | 2.2  | 0.7  | 0.2  | 0.1  | -   |
| 20                        | 9.8  | 2.4  | 0.8    | 0.3    | 0.1 | 14.2          | 4.0 | 1.2 | 0.4 | 0.1 | -   | 16.4           | 5.1  | 1.5  | 0.5 | 0.2 | 0.1 | 19.0             | 6.4  | 1.8  | 0.6  | 0.2 | 0.1 | 24.4           | 8.0  | 2.4  | 0.8  | 0.3  | 0.1 |
| 30                        | 20.8   | 5.1  | 1.7    | 0.7    | 0.2 |               | 8.5 | 2.6 | 0.9 | 0.3 | 0.1 |                | 10.7 | 3.2  | 1.0 | 0.4 | 0.1 |                  | 13.6 | 3.8  | 1.3  | 0.4 | 0.1 |                | 17.0 | 5.2  | 1.7  | 0.6  | 0.2 |
| 40                        |  | 8.7  | 2.9    | 1.2    | 0.3 |               |     | 4.5 | 1.5 | 0.5 | 0.2 |                |      | 5.4  | 1.7 | 0.6 | 0.2 |                  |      | 6.5  | 2.2  | 0.8 | 0.2 |                |      | 8.8  | 2.9  | 1.1  | 0.3 |
| 50                        |  | 13.2 | 4.5    | 1.8    | 0.5 |               |     | 6.8 | 2.3 | 0.8 | 0.3 |                |      | 8.1  | 2.6 | 0.9 | 0.3 |                  |      | 9.8  | 3.4  | 1.1 | 0.4 |                |      | 13.3 | 4.4  | 1.5  | 0.5 |
| 60                        |  | 18.5 | 6.2    | 2.6    | 0.6 |               |     | 9.5 | 3.2 | 1.1 | 0.4 |                |      | 11.4 | 3.7 | 1.3 | 0.4 |                  |      | 13.7 | 4.8  | 1.6 | 0.5 |                |      | 18.0 | 6.2  | 2.0  | 0.7 |
| 80                        |  | 30.1 | 10.6   | 4.4    | 1.1 |               |     |     | 5.5 | 1.8 | 0.6 |                |      |      | 6.3 | 2.3 | 0.7 |                  |      |      | 8.1  | 2.7 | 0.9 |                |      |      | 10.5 | 3.5  | 1.2 |
| 100                       |  |      | 16.1   | 6.6    | 1.6 |               |     |     | 8.3 | 2.7 | 0.9 |                |      |      | 9.5 | 3.4 | 1.1 |                  |      |      | 12.2 | 4.1 | 1.3 |                |      |      | 15.9 | 5.3  | 1.7 |
| 120                       |  |      |        | 9.3    | 2.3 |               |     |     |     | 3.8 | 1.3 |                |      |      |     | 4.8 | 1.5 |                  |      |      |      | 5.8 | 1.9 |                |      |      |      | 7.4  | 2.4 |
| 140                       |  |      |        | 12.3   | 3.0 |               |     |     |     | 5.1 | 1.7 |                |      |      |     | 6.4 | 2.0 |                  |      |      |      | 7.7 | 2.5 |                |      |      |      | 9.8  | 3.2 |
| 160                       |  |      |        |        | 3.9 |               |     |     |     | 6.5 | 2.2 |                |      |      |     | 8.1 | 2.6 |                  |      |      |      | 9.8 | 3.2 |                |      |      |      | 12.6 | 4.2 |
| 180                       |  |      |        |        | 4.8 |               |     |     |     |     | 2.7 |                |      |      |     |     | 3.3 |                  |      |      |      |     | 3.9 |                |      |      |      |      | 5.2 |
| 200                       |  |      |        |        | 5.9 |               |     |     |     |     | 3.3 |                |      |      |     |     | 4.0 |                  |      |      |      |     | 4.8 |                |      |      |      |      | 6.3 |
| 220                       |  |      |        |        | 7.0 |               |     |     |     |     | 3.9 |                |      |      |     |     | 4.7 |                  |      |      |      |     | 5.7 |                |      |      |      |      | 7.5 |
| 240                       |  |      |        |        | 8.2 |               |     |     |     |     | 4.6 |                |      |      |     |     | 5.6 |                  |      |      |      |     | 6.7 |                |      |      |      |      | 8.8 |
| 250                       |  |      |        |        | 8.9 |               |     |     |     |     | 5.0 |                |      |      |     |     | 6.0 |                  |      |      |      |     | 7.2 |                |      |      |      |      | 9.5 |

For additional information refer to [www.whiteint.com.au](http://www.whiteint.com.au)

*Disclaimer: Every effort has been made to publish the correct details in this brochure. No responsibility will be taken for errors, omissions or changes in product specifications.*



# ITALIAN QUALITY & RELIABILITY

DAB develops technologically advanced solutions, highly efficient and reliable, for many commercial application sectors: from heating and air conditioning circulation systems, to water supply and fire-fighting system pressurisation, to the disposal of waste water.



*"Simple and efficient solutions are the biggest types of innovations. The technology of our products speaks the same language of those who buy or use them. This is our strength."*

**Sandro Stramare**  
DAB Group CEO

#### WHITE INTERNATIONAL PTY LTD

60 Ashford Ave Milperra NSW 2214  
PO Box 304 Milperra NSW 2214  
Phone 02 9783 6000 Fax 02 9783 6001  
Customer Service 1300 783 601  
Email Sales: [pumpsales@whiteint.com.au](mailto:pumpsales@whiteint.com.au)

[www.whiteint.com.au](http://www.whiteint.com.au)

#### WHITE INTERNATIONAL NZ LTD

15G Kerwyn Avenue  
East Tamaki, Auckland 2013, New Zealand  
Phone 09 579 9777 Fax 09 579 7775  
Customer Service 0800 509 506  
Customer Service Fax 0800 804 344  
Email Sales: [sales@whiteint.co.nz](mailto:sales@whiteint.co.nz)

[www.whiteint.co.nz](http://www.whiteint.co.nz)



Scan QR Code on your smart phone or iPad to save a digital version.

**Please always refer to our website for further technical information & new product innovations**

Disclaimer: Every effort has been made to publish the correct details in this brochure. No responsibility will be taken for errors, omissions or changes in product specifications.