

## Product Introduction

The Troffer illuminate over their complete surface brightly and highly homogeneous in white or warm white (according to version). They are out-standingly suited for coffered ceilings but can also be used as elegant interior design elements directly on walls or ceilings. The panel will not produce too much heat and no need to cooling, is required. The homogeneously illuminated surface has almost no glare and has a highly modern appearance. The use of efficient, long-life and high quality LEDs means that you save on nerves, electricity and ready cash.

## Product Features

### Long life

Its service life is significantly longer than fluorescent lamps or other light sources.

### Ecological

Saves electricity and low Carbon.

### Saves energy

Consumes less energy via use of efficient LEDs.

### Homogeneous

Very uniform light distribution in the complete surface.

### Elegant

A modern, ultra thin design. Healthy light. No UV component and almost no glare.

## Applications

The most common places you are likely to find the panel lights include: hospitals, schools, hallways and lobbies, meeting rooms, restaurants and offices.

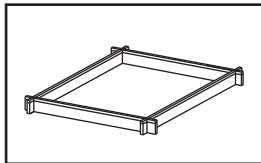


### Attention

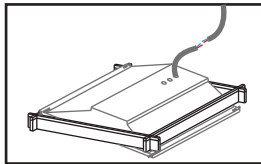
- a. Not allow to use scouring powder, abrasive powder, oil and acid alkaline type detergent.
- b. Do not spray air fresheners, disinfectant, cleaning organic solvents directly on light-emitting surface.
- c. Wire connectors can not contact with water.
- d. Do not let sharp objects to scratch the lamp, especially the light-emitting surface.

**Recessed Mount**

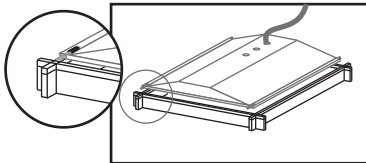
1.Remove Ceiling plaster slab.



2.Connect power supply.



3.Fix the troffer light into right place.



4.Stabilize the troffer light.

