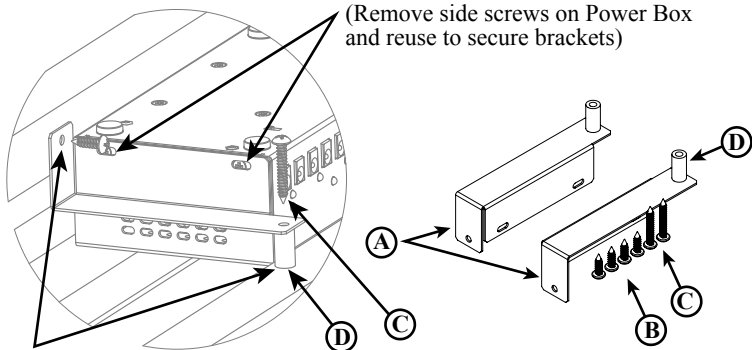


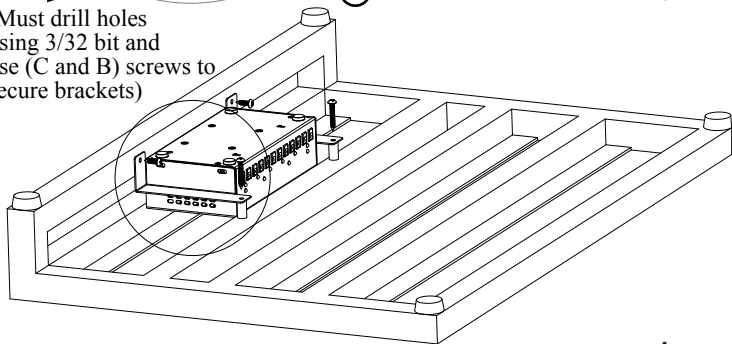
POWER BOX

BRACKETS FOR PEDALTRAIN 3 AND UP

(Remove side screws on Power Box and reuse to secure brackets)



(Must drill holes using 3/32 bit and use (C and B) screws to secure brackets)



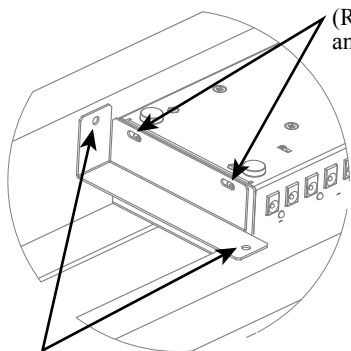
INCLUDED:

- A - BRACKETS (2)
- B - SHEET METAL SCREW, M3.9 X 13 (4)
- C - SHEET METAL SCREW, M3.9 X 25 (2)
- D - SPACER, M4 X 16 (2)

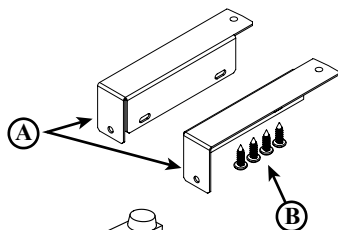

BIG JOE
STOMP BOX
COMPANY

POWER BOX

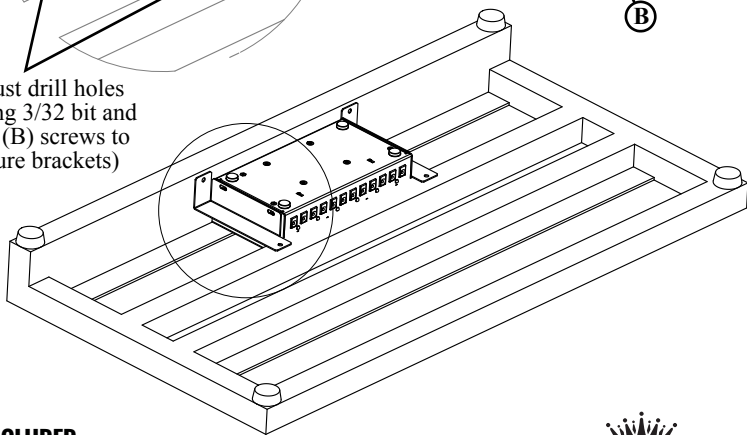
BRACKETS FOR PEDALTRAIN 1 AND 2



(Remove side screws on Power Box and reuse to secure brackets)



(Must drill holes using 3/32 bit and use (B) screws to secure brackets)



INCLUDED:

A - BRACKETS (2)

B - SHEET METAL SCREW, M3.9 X 13 (4)


BIG JOE
STOMP BOX
COMPANY