

Easy Ukulele Songs in D

STUDENT BOOK

By Denise Gagné

Song	Music	Chords
Introduction, Tips and Tuning	2	
1. Little Tommy Tinker	8	D
2. Johnny One Hammer	8	D
3. Funga Alafia	8	D
4. Row, Row, Row Your Boat	9	D A7
5. Adieu My Comrades	9	G
6. This Old Hammer	10	G
7. Ten in the Bed	10	G
8. Land of the Silver Birch	11	Em
9. Canoe Song	12	Em
10. In the Land of Oz	12	Em
11. Skin and Bones	13	F#m
12. The Ghost of Tom	13	F#m
13. Cotton Eyed Joe	14	B
14. Whistle Daughter	14	E
15. Little Liza Jane	15	E
16. The Wandering Cowboy	15	A
17. Clementine	16	A E7
18. Swing Low, Sweet Chariot	17	G D7
19. Hush Little Baby	18	G D7
20. This Old Man	19	D A7
21. He's Got the Whole World	20	D A7
22. Rock-a My Soul	21	D A7
23. Jack Was Every Inch a Sailor	22	D A
24. Hey Lidee	23	E B
25. Old Texas	23	E B
26. Found a Peanut	24	E B
27. Boll Weevil	25	A E
28. Nobody Likes Me	26	A E
29. Wade in the Water	26	Em B7
30. What Shall We Do With a Silly Sailor?	27	Em D
31. Michael Row Your Boat Ashore	28	A D E
32. Jingle Bells	29	A D E
Chord Charts	30	
Easy Pop Songs Links	31	

Themes & Variations

Box 25109 Deer Park PO, Red Deer Alberta T4R 2M2
 Email: tvinfo@telus.net Web Site: www.musicplay.ca
 Toll Free Phone or Fax: 1-888-562-4647

Printed in Canada © 2015

Cover Design by Craig Cassils

ISBN Number: 978-1-927062-64-7

Introduction

This collection of easy songs for ukulele is designed to get you singing and playing the ukulele in the very first lesson! The chords used in this collection are introduced through a series of 15 one chord songs. Mastering the chords before having to learn to change chords eliminates much of the frustration that young beginners face. After introducing the chords used, 15 easy two chord songs are given. If you find it difficult to switch chords, choose one of the chords and play along with the recording. Practice changing the chords slowly without looking at the fretboard. When students are able to “feel” where the fingers go, changing the chords will be easy. The last two songs in the collection use three chords. A CD with recordings of all the songs is included. If you don't have a CD drive on your computer email info@musicplay.ca to request a download.

You will learn the chords and how to change chords using the folk songs that are given in the collection. In addition to the songs in the collection we've given links (in the projectable PDF included on the CD) to easy pop songs on YouTube that use the same chords. You will really enjoy playing along with pop songs. Where possible, links to the original artists' performance and to a video with the chords and lyrics are given. This collection does not address reading notes and playing melodies - the focus is on learning songs to sing and strum.

The ukulele originated in the 19th century as a Hawaiian interpretation of the machete, a small guitar-like instrument taken to Hawaii by Portuguese immigrants. Since then, the ukulele has been commonly associated with music from Hawaii, where the name roughly translates as “jumping flea,” perhaps because of the movement of the player's fingers. The ukulele gained great popularity elsewhere in the United States during the early 20th century, and from there spread internationally. It has been popular with performing musicians, and also in music education.



Tuning the Ukulele

Tuning the ukulele is easy, especially since there are many apps available to help with this. An excellent tuner for mobile devices can be found by searching for “guitar toolkit.” It has instrument specific tuners for all stringed instruments, chord guides and a great metronome. A good free tuner is n-Track Tuner. There are many more free tuners available, but beware of “in app” purchases and plenty of adware.

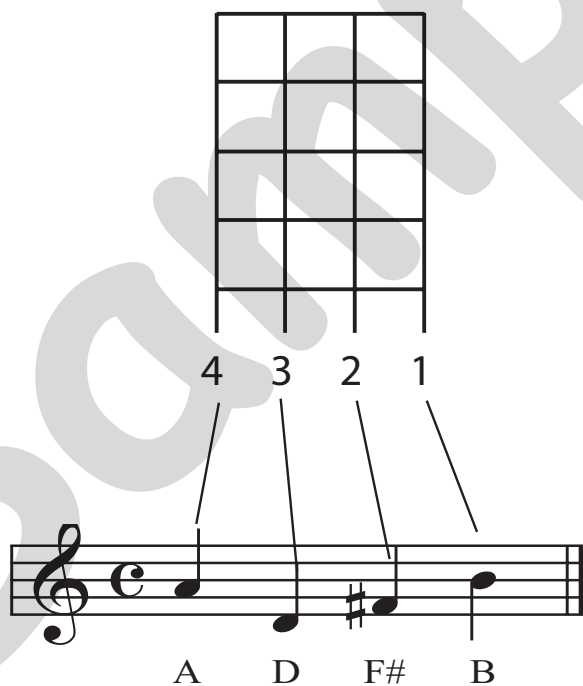
Better quality ukuleles will stay in tune much better, so try to purchase a good quality ukulele. Always loosen the string and then tighten it up until it is in tune (from under pitch to on pitch).

Open string tuning:

For easy tuning, start at the A with a tuner and move up. The melody will sound a little bit like “My dog has fleas.” Play a D chord to make sure the instrument is in tune with itself. Make music!

The strings are tuned as follows:

- String 4: A
- String 3: D
- String 2: F#
- String 1: B

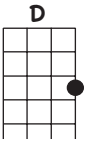


Pop Songs to Play on Ukulele

Playing pop music is a lot of fun. The Projectable PDF file (on the CD) includes links to 32 pop songs with one, two, three or more chords that are easy to play. As soon as you are familiar with a few chords, try playing the pop songs that are included in the links. Links are included to the YouTube channel, “Easy Ukulele Chords and Lyrics” to learn the chords, and to the original performer’s videos.

1. Little Tommy Tinker

Intro 2 bars



D *1st time unison, 2nd and 3rd time as round*



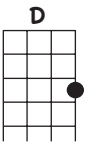
Lit - tle Tom - my Tin - ker sat up - on a clink - er. He be - gan to cry.



Ma! _____ Ma! _____ Poor lit - tle in - no - cent guy.

2. Johnny One Hammer

Intro 2 bars



D



John - ny plays with one ham - mer, one ham - mer, one ham - mer.

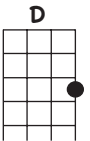


John - ny plays with one ham - mer, then he plays with two.

- 2. Johnny plays with two hammers...
 - 3. Johnny plays with three hammers...
 - 4. Johnny plays with four hammers...
 - 5. Johnny plays with five hammers...
- Then he takes a rest.

3. Funga Alafia

Intro 2 bars



D *Repeat 4 times*

Liberia



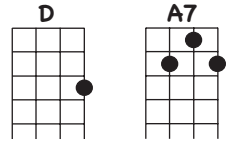
Fun - ga a - la - fia. Ah - shay, ah - shay. Fun - ga a - la - fia. Ah - shay, ah - shay.



Fun - ga a - la - fia. Ah - shay, ah - shay. Fun - ga a - la - fia. Ah - shay, ah - shay.

Intro 2 bars

4. Row, Row, Row Your Boat



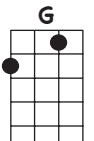
Row, row, row your boat, gently down the stream.
 Row, row, row your boat, gently down the stream.
 Row, row, row your boat, gently down the stream.



Merri - ly, merri - ly, merri - ly, merri - ly, life is but a dream.
 Ha_ ! Ha_ ! Fooled you! I'm a sub - ma - rine!
 Throw your tea - cher ov - er board and lis - ten to her scream.

Intro 4 bars

5. Adieu My Comrades



A - dieu to my com - rades for a while we must part. And
 Our ship is well rigged and she's_ read - y to sail. Our



like - wise the las - sie who's sto - len my heart. I am
 crew they are anx - ious to fol - low the whale. Where the



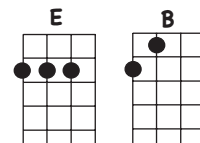
bound out for Green - land and read - y to sail. In
 ice - bergs do float and the storm - y winds blow, Where



hopes to find rich - es in hunt - ing the whale.
 land and the o - cean is cov - ered with snow.

Intro 4 bars

26. Found a Peanut



Found a pea - nut, found a pea - nut, found a pea - nut last night. Last—



night I found a pea - nut, found a pea - nut last— night.

2. It was rotten, it was rotten, it was rotten last night.
 Last night it was rotten, it was rotten last night.

6. Died anyway, died anyway, died anyway last night.
 Last night I died anyway, died anyway last night.

3. Ate it anyway, ate it anyway, ate it anyway last night.
 Last night I ate it anyway, ate it anyway last night

7. Went to heaven, went to heaven, went to heaven
 last night.
 Last night I went to heaven, went to heaven last

4. Got a stomach ache, got a stomach ache, got a
 stomach ache last night.
 Last night I got a stomach ache, got a stomach
 ache last night.


8. Wouldn't take me, wouldn't take me, wouldn't
 take me last night.
 Last night they wouldn't take me, wouldn't take

5. Operation, operation, operation last night.
 Last night operation, operation last night.

me last night.

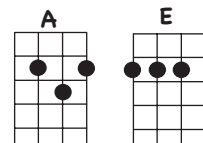
9. It was all a dream, it was all a dream, it was all a
 dream last night.

Last night it was all a dream, it was all a dream
 last night.



Intro 2 bars

28. Nobody Likes Me



A musical staff in treble clef, key of A major (F# and C#), and 2/4 time. The melody starts with an A chord and ends with an E chord. The notes are: A4, B4, C#5, A4, G4, F#4, E4, D4, C#4, B3, A3.

No - bod-y likes me, Ev - 'ry-bod - y hates me, Guess I'll go eat worms.

A musical staff in treble clef, key of A major, and 2/4 time. The melody starts with an A chord and ends with an A chord. The notes are: A3, G3, F#3, E3, D3, C#3, B2, A2, G2, F#2, E2, D2, C#2, B1, A1.

Big, fat juic-y ones, ti - ny lit - tle wig - gly ones. Watch them wig - gle and squirm.

A musical staff in treble clef, key of A major, and 2/4 time. The melody starts with an E chord and ends with an E chord. The notes are: E4, D4, C#4, B3, A3, G3, F#3, E3, D3, C#3, B2, A2, G2, F#2, E2, D2, C#2, B1, A1.

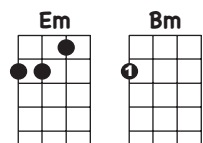
Bite their heads off. Suck their guts out. Throw the skins a - way.

A musical staff in treble clef, key of A major, and 2/4 time. The melody starts with an A chord and ends with an A chord. The notes are: A3, G3, F#3, E3, D3, C#3, B2, A2, G2, F#2, E2, D2, C#2, B1, A1.

I don't see how birds can live on worms three times a day!

Intro 2 bars

29. Wade in the Water



A musical staff in treble clef, key of D major (F#), and common time. The melody starts with an Em chord. The notes are: E4, D4, C#4, B3, A3, G3, F#3, E3, D3, C#3, B2, A2, G2, F#2, E2, D2, C#2, B1, A1.

Wade ___ in the wa - ter, ___ Wade ___ in the wa - ter, chil-dren,

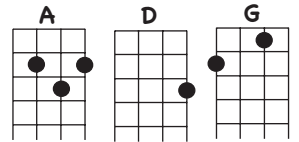
A musical staff in treble clef, key of D major, and common time. The melody starts with an Em chord and ends with an Em chord. The notes are: E4, D4, C#4, B3, A3, G3, F#3, E3, D3, C#3, B2, A2, G2, F#2, E2, D2, C#2, B1, A1.

Wade ___ in the wa - ter, ___ God's gon-na trou-ble the wa - ter. ___

A musical staff in treble clef, key of D major, and common time. The melody starts with a Bm chord and ends with an Em chord. The notes are: B4, A4, G4, F#4, E4, D4, C#4, B3, A3, G3, F#3, E3, D3, C#3, B2, A2, G2, F#2, E2, D2, C#2, B1, A1.

Clap your hands and sing your song. ___ Wade ___ in the wa - ter. ___
Do it to - geth - er can't be wrong. ___ Wade ___ in the wa - ter. ___

Intro 2 bars **31. Michael Row Your Boat Ashore**



Musical notation for the first two lines of the song. The first line starts with a treble clef, a key signature of one sharp (F#), and a common time signature (C). The melody is written on a single staff. The lyrics are: "Mich - ael row the boat a - shore, Ha - le - lu -". Above the staff, the chords D and G are indicated. The word "Spiritual" is written above the end of the first line. The second line continues the melody and lyrics: "ia. Mich-ael row the boat a - shore, Ha - le - lu - - ia." Above the staff, the chords D, G, D, A, and D are indicated.

D G D
 2. Sister help to trim the sail, Halleluia,
 G D A D
 Sister help to trim the sail, Hallelu____ ia

D G D
 3. River Jordan is deep and wide, Halleluia
 G D A D
 Milk and honey on the other side, Hallelu____ ia

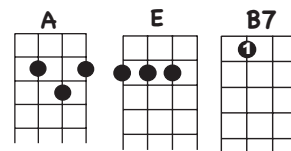
D G D
 4. River Jordan is chilly and cold, Halleluia
 G D A D
 Chills the body but not the soul, Hallelu____ ia

D G D
 5. Michael row the boat ashore, Halleluia,
 G D A D
 Michael row the boat ashore, Hallelu____ ia,



32. Jingle Bells

Intro 2 bars



James Pierpont

E A E

Jin- gle bells, jin- gle bells, jin- gle all the way. Oh, what fun it is to ride in a

B7 E

one horse o- pen sleigh! Hey! Jin- gle bells, jin- gle bells, jin- gle all the way.

A E B7 E

Oh, what fun it is to ride in a one horse o- pen sleigh! Dash- ing through the snow in a

A B7 E

one horse o- pen sleigh. O' er the fields we go, Laugh- ing all the way.

A B7

Bells on bob- tail ring, Mak- ing spir- its bright. What fun it is to ride and sing a

E

sleigh- ing song to- night! Oh! Jin- gle bells, jin- gle bells, jin- gle all the way.

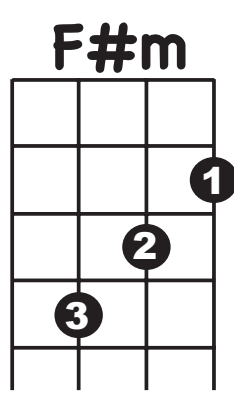
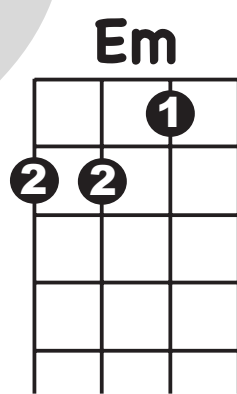
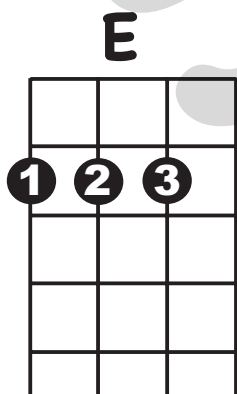
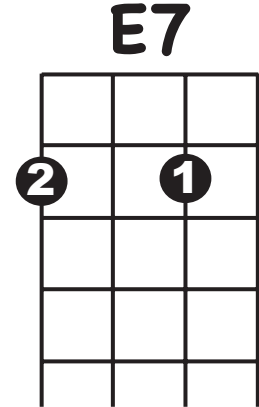
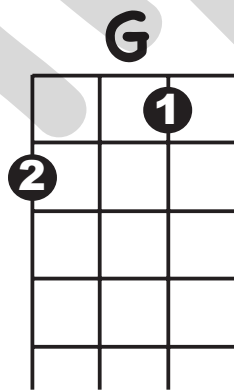

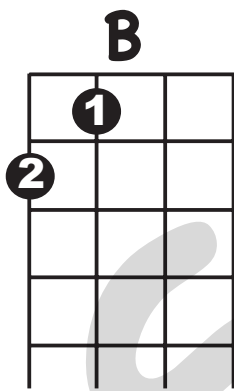
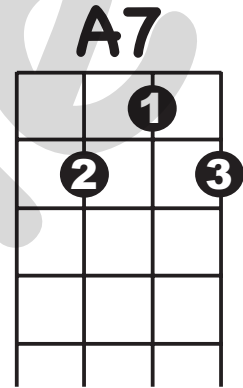



A E B7 E

Oh, what fun it is to ride in a one horse o- pen sleigh, Hey! - Jin- gle bells, jin- gle bells,

A E B7 E

jin- gle all the way. Oh, what fun it is to ride in a one horse o- pen sleigh.

UKULELE CHORDS



Note:
Some chords have been
altered to fit smaller hands.

© Themes & Variations www.musicplay.ca

The teacher is permitted to reproduce this page for students in one school or institution.

Easy Pop Songs to Play on the Ukulele

1. Run Through the Jungle - Creedence Clearwater Revival

Chord: D

Lyrics/Chords: <https://www.youtube.com/watch?v=siY6PMUWr9g>

Students can play along with the performance video: <https://www.youtube.com/watch?v=iP3TTGuddjY>

2. Jambalaya - The Mudbugs

Chords: D/A

Lyrics/Chords: <https://www.youtube.com/watch?v=jTD4yfphxxo>

3. A Horse with No Name - America 58

Chords: D/Em

Chords/Lyrics: <https://youtu.be/jEVXwxpqXOY>

Students can play along with the performance video: https://www.youtube.com/watch?v=Tm4BrZjY_Sg

4. Breakfast at Tiffany's - Deep Blue Something

Chords: D/G/A

Lyric and chords: <https://www.youtube.com/watch?v=WWvvT3oypiQ>

Students can play with the performance video: <https://www.youtube.com/watch?v=1CICpfeIELw>

5. Copperhead Road - Steve Earle

Chords D/G

lyrics/chord <http://www.chordie.com/chord.pere/www.allcountrytabs.com/tabs/earle-steve/copper-head-road-6385.html?1944-06-06=always&url=&transpose=&tuning=ADFsharpB>

Students can play along with the performance video: <https://www.youtube.com/watch?v=xvaEJzoaYZk>

These YouTube videos are on the Easy Guitar Songs Channel.

These chords will be playable by students using the Easy Ukulele Songs in D.

1. Achy Breaky Heart - recorded by Billy Ray Cyrus

Students can play along with the Youtube video:

<https://www.youtube.com/watch?v=byQIPdHMPjc>

Chords: A and E

Chords/Lyrics: <https://www.youtube.com/watch?v=f4UYgtT2pKc>

2. Silence Is Easy - Starsailor

Students can play along with the Youtube video: <https://www.youtube.com/watch?v=fgIU5Ngd-Pk>

Chords: A and E

Lyrics/Chords: <http://youtu.be/T4M9SM2MRNc>

3. When Love Comes to Town - B.B. King and U2

Students can play along with the Youtube video: <https://www.youtube.com/watch?v=r3wgoaONzwo>

Chords: A and E

Lyrics/Chords: <https://www.youtube.com/watch?v=bjy75RMFHdI>