



The Complete Recorder Resource: Level 2 Soprano and Alto Fingerings

By Denise Gagné
Published by Themes and Variations

Soprano Fingerings:

The image displays a musical staff with a treble clef and five notes: C, C#, D, D#, and E. Below each note is a fingering diagram for the soprano voice, represented by a vertical column of eight dots. The dots are numbered 1 through 5 from top to bottom. A horizontal line is drawn between the 3rd and 4th dots in each diagram. The fingering for each note is as follows:

- C:** 1, 2, 3, 4, 5, 1, 2
- C#:** 1, 2, 3, 4, 5, 1, 2
- D:** 1, 2, 3, 4, 5, 1, 2
- D#:** 1, 2, 3, 4, 5, 1, 2
- E:** 1, 2, 3, 4, 5, 1, 2

A large red watermark reading "SAMPLE" is oriented diagonally across the center of the page, overlapping the fingering diagrams.

Soprano Fingerings:

The image displays a musical staff in treble clef with a key signature of one flat (Bb). Five notes are shown: Bb, B, C, C#, and D. Below each note is a fingering diagram for the right hand, represented by a vertical column of eight circles. The circles are numbered 1-5 from top to bottom. A horizontal line is drawn between the 3rd and 4th circles. Filled circles indicate fingers to be placed on the keys, while empty circles indicate fingers not to be placed. For Bb, fingers 1 and 2 are on the keys. For B, fingers 1 and 2 are on the keys. For C, fingers 1, 2, and 3 are on the keys. For C#, fingers 1 and 2 are on the keys. For D, finger 1 is on the key.


Bb B C C# D

Fingering diagrams for each note:

- Bb: Fingers 1 and 2 are filled.
- B: Fingers 1 and 2 are filled.
- C: Fingers 1, 2, and 3 are filled.
- C#: Fingers 1 and 2 are filled.
- D: Finger 1 is filled.

SAMPLE

Alto Fingerings:



F

F#

G


G#

A




SAMPLE


Alto Fingerings:



G#



A



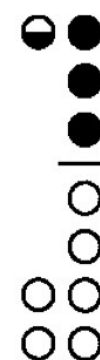
Bb



B



C



SAMPLE

No copying or transfer of this PowerPoint is permitted. This PowerPoint is for the use of the original purchaser only and may be installed on only one computer.

www.musicplay.ca

©2009 Themes & Variations