

Making Music Fun For The Little Ones:

Book 1

Christie Noble and Tracy Stener

TABLE OF CONTENTS

How to make the most out of this book!	2
Hey Everybody!	4
Music Greeting	5
Moving Song	6
Looking for a Dinosaur	7
Ten Friendly Dinosaurs	8
Transportation Identification Game	10
Transportation Song	11
I Went to the Farm	12
On the Farm	13
Instrument Identification Game	17
Playing the Instruments	18
Phonemic Awareness Activity	20
Shapes	25
Rainbow Colors	26
Occupation Song	29
Move at the Zoo	31

Download Print Permission: The purchaser of this download is permitted to print ONE copy only of this publication. No sharing of this copy or the MP3s included is allowed under international copyright law.

Themes & Variations

Box 25109, Deer Park Post Office, Red Deer, Alberta, T4R 2M2

www.musicplay.ca | Email: tvinfo@telus.net


Phone and Fax Toll Free: 1-888-562-4647 Printed in Canada

ISBN: 978-1-927062-36-4

©2012

STORAGE

Keep each set of cards in a ziploc, or sandwich bag, labeled with the name of the song. Plastic storage boxes with the little drawers work very well for each group of cards to go in. Label the outside of the drawer with the name of the song, and all baggies with that name are stored in there for easy access the next time you want to use them. Again, these activities last for years!



Sample child's set for "On the Farm"

Story strip and pictures glued on to green recipe cards. As each animal is introduced in the song or in the book, the students place them on the story strip, starting on the flower to reinforce left to right tracking. Have the students "hide" their empty plastic bag behind them! This saves them from concentrating on the bag rather than the activity!

Hey Everybody!

CD 1-2, 25-26

C. Noble



Hey ev-'ry-bo - dy, let's make a cir - cle. Hey dum-a-dum-a day day day.



Hey ev-'ry-bo - dy, let's make a cir - cle. Hey dum-a-dum-a day day day.

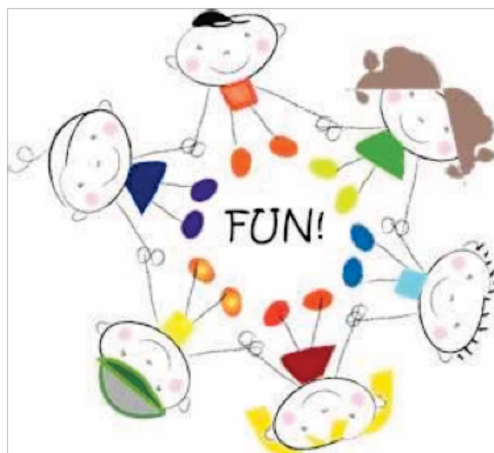
An excellent opener for when students enter the room, and for transitioning throughout the class. This can be used in the music room, classroom, or gym, etc.

A silly little "ditty" but the students love it!

Adaptations:

1. Hey everybody, let's stand in a circle....
2. Hey everybody, let's sit in the circle....
3. Hey everybody, let's move to our seats now....


Note to Teachers: The song is recorded twice. Track 1 is just the first verse. Track 2 is the three verse adaptations. Tracks 25-26 are accompaniment tracks.



Looking for a Dinosaur

CD 5-29

C. Noble and T. Stener



Look - ing for a din - o - saur. Where can he be?
Lis - ten ver - y care - ful - ly and you will see.

Materials:

Toy dinosaur, fun binoculars


Game:

One child (detective) closes his/her eyes (or stands just outside the door). Another student hides the dinosaur where the rest of the class knows where it is. The detective comes in and looks for the dinosaur using the binoculars or not (their choice). Children sing the song louder as the "detective" gets closer to the dinosaur, and softer when the detective is farther away. When the detective discovers the dinosaur, the person who hid it becomes the detective, and the first child picks another student to hide it. The students would play this all day if you let them!

Variations:

Instead of, or along with singing, students play drums to signal how far (soft) or close (loud) the detective is to the dinosaur.

Other small instruments may be used instead (e.g. rhythm sticks, egg shakers, jingle bells)



My ___at Book

c

b

s


p

h


f

m


r





_at




_at




_at



Move At The Zoo Activity Cards




Elephant



Giraffe



Lion



Camel



Snake



Monkey



Frog



Puppy

