

Easy Guitar Songs Teacher's Guide

by Denise Gagné and Tim O'Brien

Teacher's Guide includes introduction to guitar, music, lyrics, chords, chord charts

Contents

Introduction	2			
How to Read a Chord Chart	5			
Songs	Music	Lyrics	Chords	CD
1. Ghost of Tom	7	24	Em	1 - 26
2. Skin and Bones	7	24	Em	2 - 27
3. In the Land of Oz	8	25	Em	3 - 28
4. Land of the Silver Birch	8	25	Em	4 - 29
5. My Paddle	9	26	Em	5 - 30
6. Frère Jacques	9	26	D	6 - 31
7. Row, Row, Row Your Boat	10	27	A	7 - 32
8. Three Blind Mice	10	27	C	8 - 33
9. Adieu My Comrades	11	28	D	9 - 34
10. The Wandering Cowboy	11	28	G	10 - 35
11. This Old Hammer	12	29	E	11 - 36
12. Cotton Eye Joe	12	29	A	12 - 37
13. Whistle Daughter	13	30	D	13 - 38
14. Bells in the Steeple	13	30	D	14 - 39
15. L'il Liza Jane	14	31	D	15 - 40
16. He's Got the Whole World	15	31	D-A	16 - 41
17. Hey Lidee	15	32	D-A	17 - 42
18. Old Texas	16	32	D-A	18 - 43
19. Found a Peanut	17	33	D-A	19 - 44
20. Jack Was Every Inch a Sailor	18	34	D-A	20 - 45
21. What Shall We Do with a Silly Sailor?	19	35	Em-D	21 - 46
22. Clementine	20	36	G-D	22 - 47
23. Lukey's Boat	21	37	G-D	23 - 48
24. Down in the Valley	22	38	G-D7	24 - 49
25. Alouette	23	39	G-D7	25 - 50
Chord Charts	40			
Pop Song Links	48			

Themes & Variations

Box 25109 Deer Park PO, Red Deer Alberta T4R 2M2
Email: tvinfo@telus.net Web Site: www.musicplay.ca

Toll Free Phone or Fax: 1-888-562-4647

Printed in Canada © 2014

Cover Design by Craig Cassils

ISBN: 978-1-927062-51-7

Introduction to Easy Guitar

This course was written to teach students in Gr. 4-8 classroom music how to play chords to accompany singing. Though it is a course for beginning students, most teachers will find the initial range of ability covers students who have never touched a guitar in their lives to those who are already quite accomplished. It is assumed that for some students, the only time they will handle a guitar is in your class. This is an introductory course, meaning that only the surface of this vast and multi-styled instrument will be scratched.

Most music teachers work under considerable time pressure to have students performing as quickly as possible. In addition, the population of students we are working with is accustomed to immediate gratification in almost all areas of their lives. Therefore, the course is designed to give a sense of accomplishment as soon as possible. In order to achieve this feeling of success quickly, the first fifteen songs use only the tonic chord. This gives the student a sense of playing the song while developing good chord formation but they will not have to change chords. By the end of the fifteenth song, the students will have mastered forming Em, D, A, C, G and E. The switching of chords is often when the first real frustration of guitar players is experienced. The first switch is D to A which is relatively easy. If students cannot manage the switch, have them play just the D chord or just the A chord. Divide the class into two groups. Make a copy of the D chord and the A chord on cardstock. Hold up the D card when it's time for that group to play and switch to the A for the second group. Encourage any student who is able to switch, to play both chords. The G chord can also be difficult for students, so consider allowing them to use the four string G chord instead. The careful balancing act between moving the students forward and keeping frustration to a minimum must be monitored at all times.



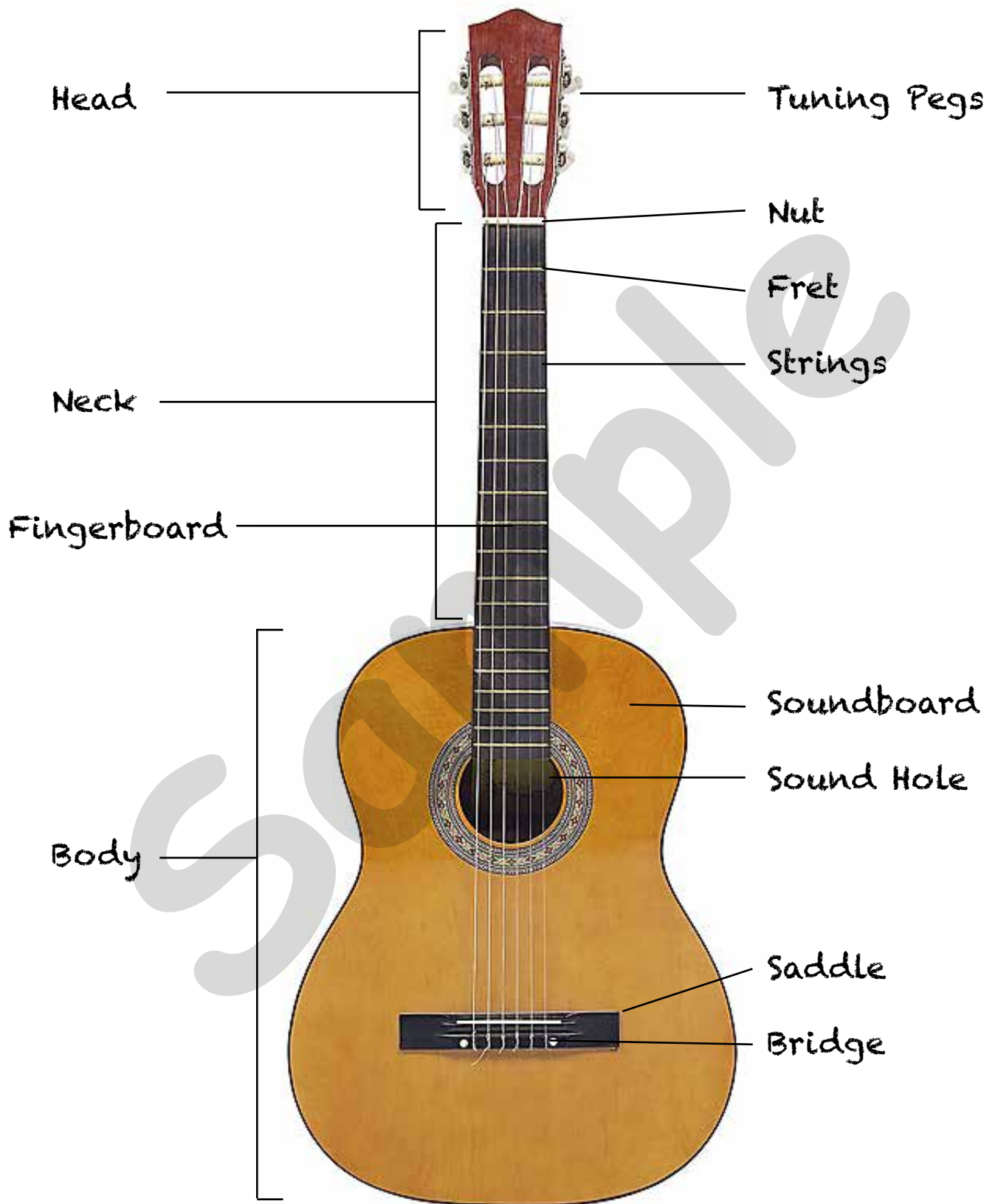
We have included a PowerPoint to project for every song. Play the PowerPoint (audio is linked) and then you, the teacher, can go around the class and check chord formation.

In addition to the PowerPoints of the songs, we're including links to many YouTube videos of easy pop songs that students can play beginning when they know the E and A chords. These songs will be fun for the students to learn! However, the ever changing taste in musical selection is something that needs to be considered. Last year's hit is soon forgotten. So, after the easy pop songs are introduced, invite the students to bring in their own music that they'd like to learn how to play. Once the songs are checked for appropriate content and playability, simplified versions of the chords can be introduced and links can be put up for play-a-long.

So, in a sense, this program combines the best of what is fixed - standard chords of the guitar taught with traditional folksongs, with the best of what is new!

This is the teacher's guide for the Easy Guitar program. There is also a student book that includes all of the folksongs, the recordings to practice with and links to the pop songs to play along with on YouTube. Students will practice more and will practice better when they have the book/CD.

Parts of a Guitar




1. Ghost of Tom

Emin



Have you seen the ghost of Tom? Long white bones with the flesh all gone.



Oo. _____ Would-n't it be chill - y with no skin on?

2. Skin and Bones

Emin



There was an old wom - an all skin and bones, Oo. _____ She



lived down by the old grave - yard, Oo. _____ One night she thought she'd



take a walk, Oo. _____ She walked down by the old grave - yard,



Oo. _____ She saw the bones a lay - in' a - round,



Oo. _____ She went to the clos - et to get a broom,



Oo. _____ She o - pened the door and BOO!

3. In the Land of Oz

Emin




In the land of Oz where the la - dies smoke ci - gars, eve - ry



puff they take is e - nough to kill a snake. When the snakes are dead they put



ro - ses on their heads. When the ro - ses die they put dia - monds on their eyes. When the



dia - monds break, it is nine - teen sev - en - ty eight!

4. Land of the Silver Birch

Emin



Land of the sil - ver birch, home of the bea - ver, Where still the might - y moose
High on a rock - y ledge I'll build my wig - wam, Close by the wa - ter's edge,



wan - ders at will. Blue lake and rock - y shore, I will re - turn once more.
si - lent and still.



Boom di di boom boom, boom di di boom boom, boom di di boom boom boom.

1. Ghost of Tom

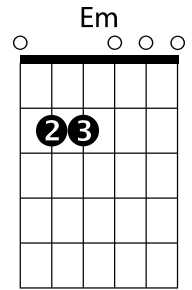
Em

Have you seen the ghost of Tom?

Long white bones with the flesh all gone.

Oo-oo-oo-oo-oo-oo-oo.

Wouldn't it be chilly with no skin on?



2. Skin and Bones

Em

There was an old woman all skin and bones, Oo-oo-oo-oo.

She lived down by the old graveyard, Oo-oo-oo-oo.

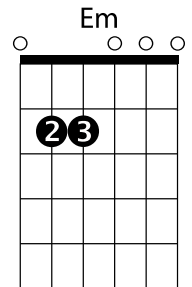
One night she thought she'd take a walk, Oo-oo-oo-oo.

She walked down by the old graveyard, Oo-oo-oo-oo.

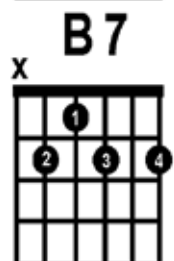
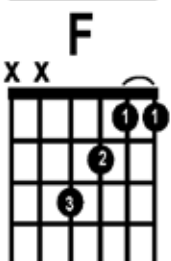
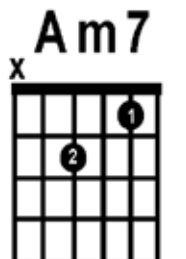
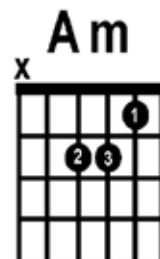
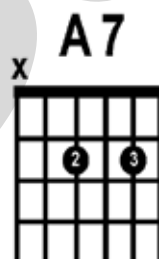
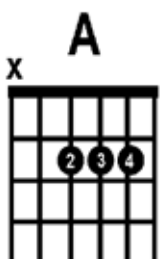
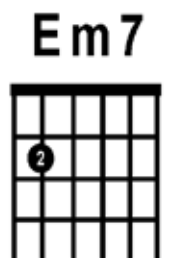
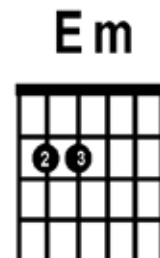
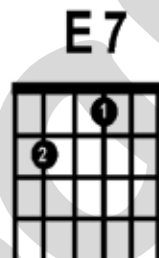
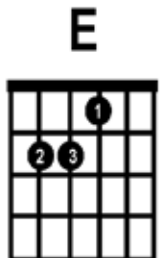
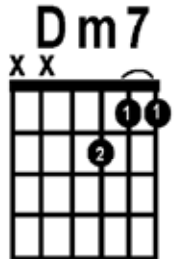
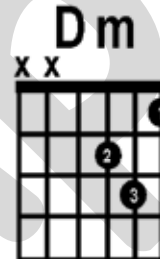
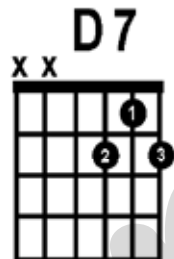
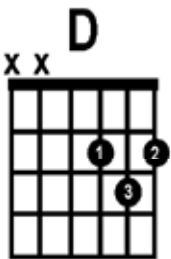
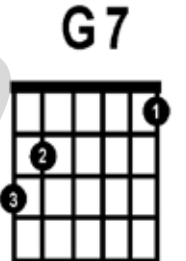
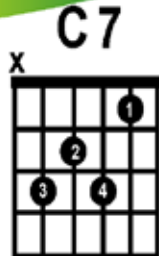
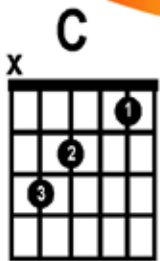
She saw the bones a layin' around, Oo-oo-oo-oo.

She went to the closet to get a broom, Oo-oo-oo-oo.





She opened the door and BOO!



GUITAR CHORDS



Em



Em				
2	3			

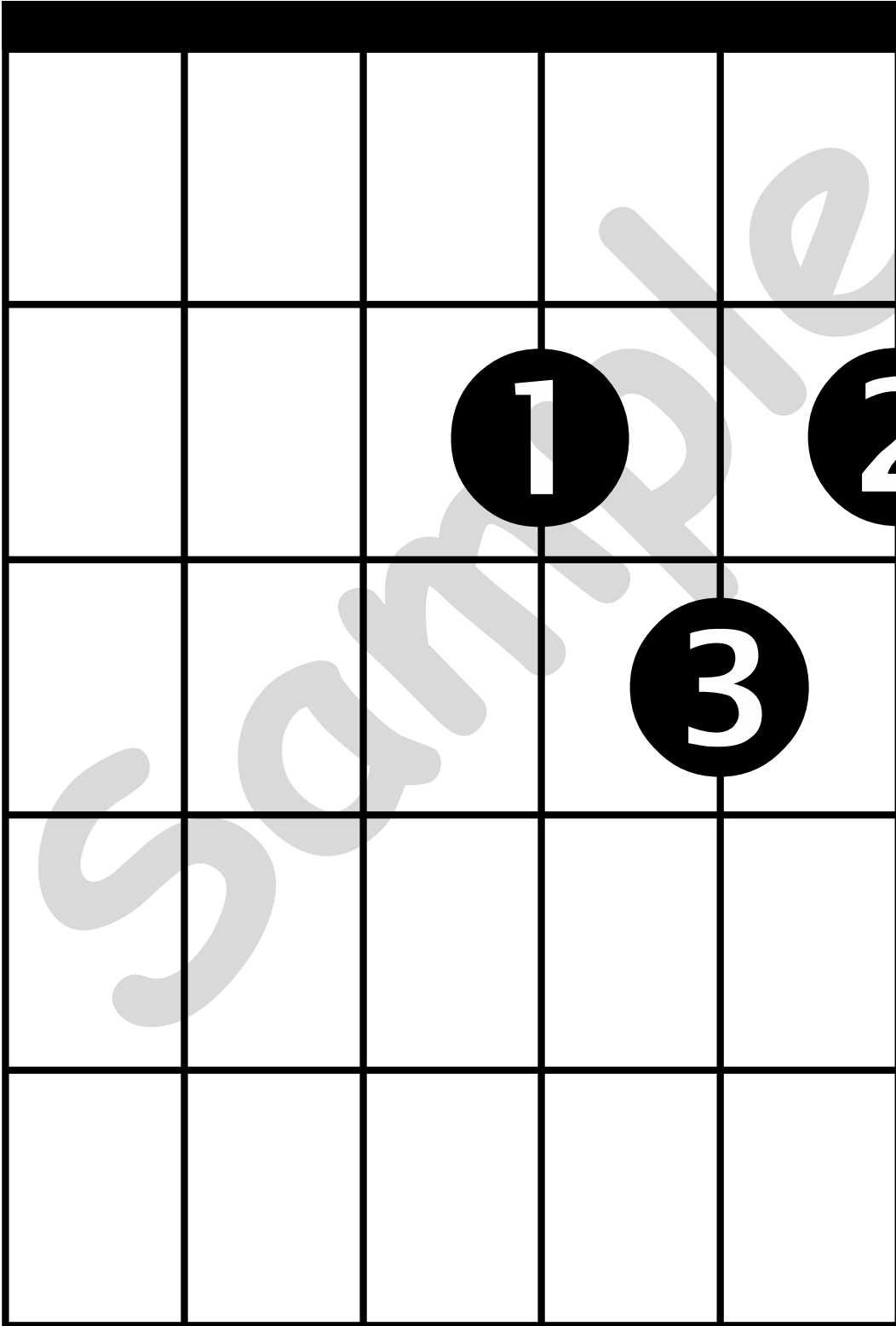
The teacher is permitted to photocopy this page for classroom use.

D

X

X

O



The teacher is permitted to photocopy this page for classroom use.