

# Easy Ukulele Songs

by Denise Gagné

## Contents

Song	Music	Lyrics	Chords
Introduction, tips and tuning	2		
1. Little Tommy Tinker	8	30	C
2. Johnny One Hammer	8	30	C
3. Funga Alafia	8	30	C
4. Row, Row, Row Your Boat	9	31	C G7
5. Adieu My Comrades	9	31	F
6. This Old Hammer	10	31	F
7. Ten in the Bed	10	32	F
8. Land of the Silver Birch	11	32	Dm
9. Canoe Song	12	32	Dm
10. In the Land of Oz	12	33	Dm
11. Skin and Bones	13	33	Em
12. The Ghost of Tom	13	33	Em
13. Cotton Eyed Joe	14	34	A
14. Whistle Daughter	14	34	D
15. Little Liza Jane	15	35	D
16. The Wandering Cowboy	15	35	G
17. Clementine	16	36	F C7
18. Swing Low, Sweet Chariot	17	36	F C7
19. Hush Little Baby	18	37	F C7
20. This Old Man	19	38	C G7
21. He's Got the Whole World	20	39	C G7
22. Rock-a My Soul	21	40	C G7
23. Jack Was Every Inch a Sailor	22	41	C G
24. Hey Lidee	23	42	D A
25. Old Texas	23	42	D A
26. Found a Peanut	24	43	D A
27. Boll Weevil	25	44	F C
28. Nobody Likes Me	26	45	G D
29. Wade in the Water	26	45	Dm A7
30. What Shall We Do With the Silly Sailor?	27	46	Dm A7
31. Nothing But Peace	28	47	G C D
32. He is Born	29	47	G C D
Chord chart		48	

**Download Print Permission:** The purchaser of this download is permitted to print ONE copy only of this publication. No sharing of this copy or the MP3s included is allowed under international copyright law.

### Themes & Variations

Box 25109 Deer Park PO, Red Deer Alberta T4R 2M2  
Email: [tvinfo@telus.net](mailto:tvinfo@telus.net) Web Site: [www.musicplay.ca](http://www.musicplay.ca)  
Toll Free Phone or Fax: 1-888-562-4647

Printed in Canada © 2015

Cover Design and musical arrangements by Craig Cassils

ISBN Number: 978-1-927062-60-9

# Introduction

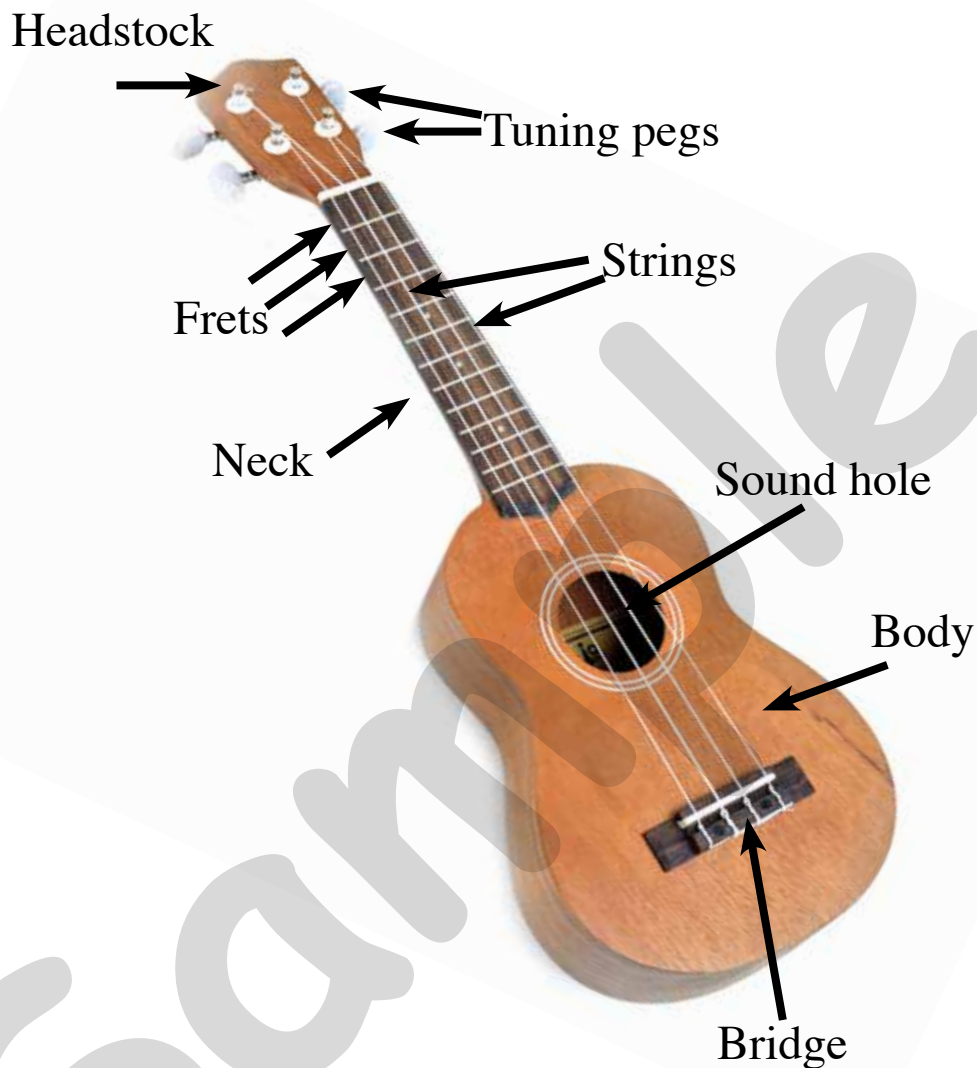
This collection of easy songs for ukulele is designed to get you singing and playing the ukulele in the very first lesson! The chords used in this collection are introduced through a series of 15 one chord songs. Mastering the chords before having to learn to change chords eliminates much of the frustration that young beginners face. After introducing the chords used, 15 easy two chord songs are given. If your students find it difficult to switch chords, divide the class into two groups and have one group play one chord and the other group play the other. Practice changing the chords slowly without looking at the fretboard. When students are able to “feel” where the fingers go, changing the chords will be easy. The last two songs in the collection use three chords. A CD with recordings of all the songs is included.

Students will learn the chords and how to change chords using the folk songs that are given in the collection. In addition to the songs in the collection we’ve given links (in the projectable PDF included on the CD) to easy pop songs on YouTube that use the same chords. Students really enjoy playing along with pop songs. Where possible, links to the original artists’ performance and to a video with the chords and lyrics are given. An inexpensive student book/CD is available so your students can play along with all the folk songs and easily access the same YouTube links at home. This collection does not address reading notes and playing melodies - the focus is on learning songs to sing and strum.

The ukulele originated in the 19th century as a Hawaiian interpretation of the machete, a small guitar-like instrument taken to Hawaii by Portuguese immigrants. Since then, the ukulele has been commonly associated with music from Hawaii, where the name roughly translates as “jumping flea,” perhaps because of the movement of the player’s fingers. The ukulele gained great popularity elsewhere in the United States during the early 20th century, and from there spread internationally. It has been popular with performing musicians, and also in music education.



# Parts of the Ukulele



Ukulele is sometimes abbreviated to uke. The ukulele is a member of the guitar family of instruments. It has four strings that are played by plucking or strumming. Ukuleles are generally made of wood, though variants have been composed partially or entirely of plastic or other materials. There are four main sizes of ukulele: soprano (standard), concert, tenor and baritone. The soprano, concert and tenor are good sizes for the young beginner.



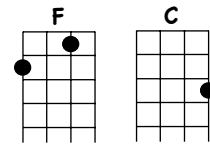
Tenor Ukulele



Soprano Ukulele

Intro 4 bars

# 17. Clementine



**F**

In a cav - ern, in a can - yon ex - ca -  
 Light she was and like a fair - y and her  
 Drove she duck - lings to the wa - ter eve - ry  
 How I missed her, how I missed her, how I

**C**

va - ting for a mine, lived a min - er for - ty -  
 shoes were num - ber nine, Her - ring box - es with - out  
 morn - ing just at nine, Hit her foot a - gainst a  
 missed my Clem - en - tine, Till I kissed her lit - tle

**F** **C** **F**

ni - ner and his daugh - ter Cle - men - tine. Oh my  
 tops - es san - dals were for Clem - en - tine.  
 splin - ter, fell in - to the foam - ing brine.  
 sis - ter and for - got my Clem - en - tine.

**C**

dar - lin', Oh my dar - lin', Oh my dar - lin' Cle - men - tine. You are

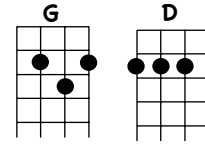
**F** **C** **F**

lost and gone for - ev - er dread - ful sor - ry Cle - men - tine.



Intro 2 bars

# 28. Nobody Likes Me



G D

No - bod - y likes me, Ev - 'ry - bod - y hates me, Guess I'll go eat worms.

G

Big, fat juic - y ones, ti - ny lit - tle wig - gley ones. Watch them wig - gle and squirm.

D

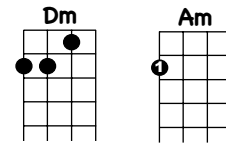
Bite their heads off. Suck their guts out. Throw the skins a - way.

G

I don't see how birds can live on worms three times a day!

Intro 2 bars

# 29. Wade in the Water



D m

Wade \_\_\_ in the wa - ter, \_\_\_ Wade \_\_\_ in the wa - ter, chil - dren,

D m A m D m Fine

Wade \_\_\_ in the wa - ter, \_\_\_ God's gon - na trou - ble the wa - ter. \_\_\_

A m D m

Clap your hands and sing your song. \_\_\_ Wade \_\_\_ in the wa - ter. \_\_\_  
Do it to - geth - er can't be wrong. \_\_\_ Wade \_\_\_ in the wa - ter. \_\_\_

Intro 2 bars

# 1. Little Tommy Tinker

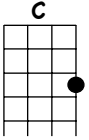
C

Little Tommy Tinker sat upon a clinker.

He began to cry.

Ma! Ma!

Poor little innocent guy.



Intro 2 bars

# 2. Johnny One Hammer

C

1. Johnny plays with one hammer, one hammer, one hammer.

Johnny plays with one hammer, then he plays with two.

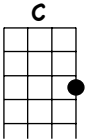
2. Johnny plays with two hammers...

3. Johnny plays with three hammers...

4. Johnny plays with four hammers...

5. Johnny plays with five hammers...

Then he takes a rest.



Intro 2 bars

# 3. Funga Alafia

C

Funga alafia. Ahshay, ahshay.

Funga alafia. Ahshay, ahshay.

Funga alafia. Ahshay, ahshay.

Funga alafia. Ahshay, ahshay.

