

# More Easy Ukulele Songs

## Teacher's Guide

by Denise Gagné  
 Edited by Matthew Peavoy

### Contents

Song	Page	Chords	Song	Page	Chords
Introduction, Tips and Tuning	2		24. Oh, My Aunt Came Back	25	G, D
1. Stella Ella Olla	7	C	25. Lukey's Boat	26	G, D
2. Head and Shoulders Baby	7	F	26. A Ram Sam Sam	27	G, D
3. Peanut Butter	8	Am	27. Mary Mac	28	Dm, C
4. Short'nin' Bread	9	D	28. Fillimioooriooriay	30	Am, G
5. Miss Mary Mac	10	A	29. Ain't Gonna Rain	32	F, C7
6. Bats	10	Dm	30. She Waded in the Water	33	G, C, D
7. Ronald McDonald	11	G	31. John B. Sails	34	G, D, C
8. A Pizza Hut	12	F, C7	32. Siyahamba	36	G, D, C
9. If All the Raindrops	12	F, C7	33. Hagdalena	38	G, C, D
10. Little Red Wagon	13	F, C7	34. Mama Don't Allow	40	G, D, C7
11. Oh My Darling	14	F, C7	35. I've Been Working	42	D, G, A
12. Tell My Ma	15	F, C7	36. Kumbayah	44	D, G, A
13. Apples and Bananas	16	D, A	37. On Top of Spaghetti	45	C, F, G7
14. Okkitokiunga	17	D, A	38. Sippin' Milkshakes	46	C, G7, F
15. Rabbits	18	D, A	39. Christopher McCracken	48	G, C, Am, D
16. The More We Get Together	19	D, A	40. You've Got to Sing	50	Dm, A, Gm
17. Fish and Chips	20	D, A	41. O Canada	51	C, G7, D, G, F
18. Miss Lucy	21	C, G7	42. Star Spangled Banner	52	G, A, D, C, Am
19. Father Abraham	22	C, G7			
20. Chumbara	23	C, G7	Chord chart	53	
21. Tony Chestnut	23	C, G7	Easy Pop Songs Links	54	
22. Old Woman	24	C, G7	Digital Resources	55	
23. My Hat	24	C, G7	Alphabetical Index	56	

**Download Print Permission:** The purchaser of this download is permitted to print ONE copy only of this publication. No sharing of this copy or the MP3's included is allowed under international copyright law.

### Themes & Variations

Box 25109 Deer Park PO, Red Deer Alberta T4R 2M2  
 Email: [info@musicplay.ca](mailto:info@musicplay.ca) Web Site: [www.musicplay.ca](http://www.musicplay.ca)  
 Toll Free Phone or Fax: 1-888-562-4647  
 Printed in Canada © 2017  
 Cover Design and musical arrangements by Craig Cassils  
 ISBN Number: 978-1-927062-77-7

# Playing Chords

## The Left Hand

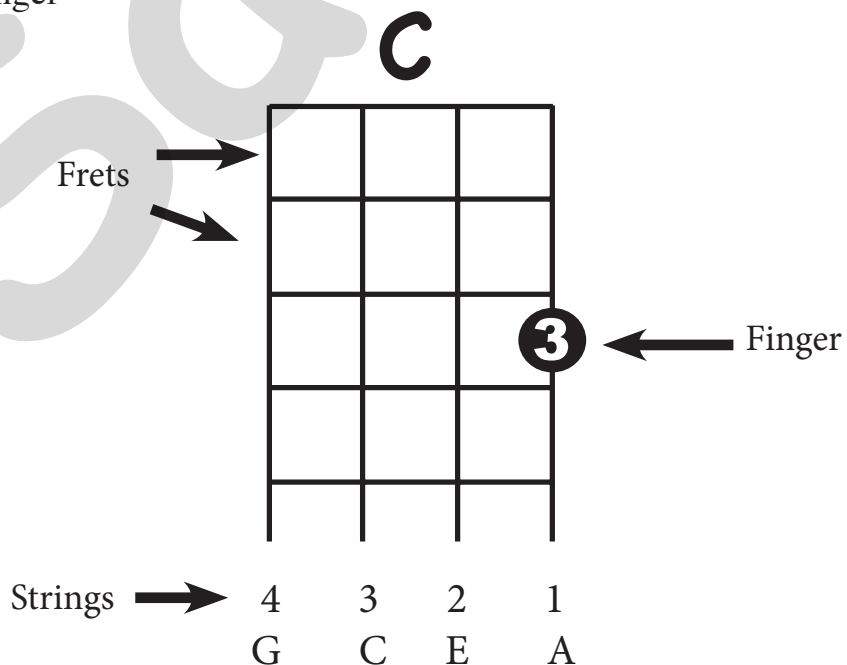
- The fingers of your left hand are numbered 1-2-3-4
- The left thumb goes on the back of the ukulele neck
- Press the strings using the tips of your fingers between the two frets



## Chord Diagrams

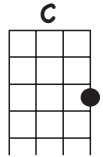
The chord diagram is like a picture or map of the neck of your ukulele. It shows where to place the fingers to play a chord. The lines down represent the strings and the horizontal lines represent the frets.

- The numbered circles show you where to depress a string and which finger to use
- In this example, press down the first string at the third fret
- Use your third finger



Intro 1 bar  
C  
/ / / /

# 1. Stella Ella Olla



C Singing Game

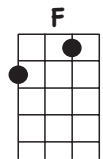
Stel - la el - la ol - la clap clap clap sing - ing es tee - ga tee - ga,

Tee - ga tee - ga shack shack. Es tee - ga tee - ga va - lo, - va lo, — va

lo, va lo, va lo, va, one two three four five!

Intro 1 bar  
F  
/ / / /

# 2. Head and Shoulders Baby



F Traditional

*Swing*

Head — and shoul - ders ba - by one, two, three, —

— head — and shoul - ders ba - by one, two, three, — head — and shoul - ders, head and

shoul - ders, head and shoul - ders, ba - by one, two, three.

2. Hips and thighs baby one, two, three, Hips and thighs baby one, two, three,  
Hips and thighs, hips and thighs, hips and thighs baby one, two, three.

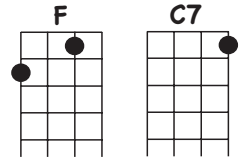
3. Knees and ankles baby one...

4. Find a partner baby one...

Note: For a finger break, play a clapping game!  
 Game Directions: Each student should find a partner. On the words “head and shoulders” touch your head, then your shoulders. On the word “baby,” clap your own hands. On the word “one,” clap right hands with your partner. Clap your own hands on the rest. On the word “two,” clap left hands with your partner. On the rest clap your own hands. On the word “three,” clap both of your partner’s hands. Continue in this way, touching the body parts that the song names and resuming the clapping pattern in between.

Intro 2 bars  
 C7 F  
 / / / / / / / /

# 10. Little Red Wagon



Slight Swing Traditional

F C7

Bump-in' up and down in my lit-tle red wag-on. Bump-in' up and down in my lit-tle red wag-on.

F C7 F

Bump-in' up and down in my lit-tle red wag-on. Won't you be my dar-ling?

F C7  
 2. One wheel's off and the axle's broken. One wheel's off and the axle's broken.  
 F C7 F  
 One wheel's off and the axle's broken. Won't you be my darling?

F C7  
 3. David's gonna fix it with his hammer. David's gonna fix it with his hammer.  
 F C7 F  
 David's gonna fix it with his hammer. Won't you be my darling?

F C7  
 4. Jessie's gonna fix it with her pliers. Jessie's gonna fix it with her pliers.  
 F C7 F  
 Jessie's gonna fix it with her pliers. Won't you be my darling?

F C7  
 5. Ryan's gonna fix it with a glue gun. Ryan's gonna fix it with a glue gun.  
 F C7 F  
 Ryan's gonna fix it with a glue gun. Won't you be my darling?

Note: For a finger break, sing with actions!	
Bumpin' up and down	<i>bump up and down in your chairs</i>
One wheel's off and the axle's broken	<i>raise one finger and wipe safe on "axle"</i>
David's gonna fix it with his hammer	<i>motion hammering</i>
Jessie's gonna fix it with her pliers	<i>motion using pliers</i>
Ryan's gonna fix it with a glue gun	<i>motion gluing with a glue gun</i>



# Alphabetical Index

## Contents

<b>Song</b>	<b>Page</b>	<b>Chords</b>	<b>Song</b>	<b>Page</b>	<b>Chords</b>
Introduction, tips and tuning	2		O Canada	51	C, G7, D, G, F
A Pizza Hut	12	F, C7	Oh My Darling	14	F, C7
A Ram Sam Sam	27	G, D	Oh, My Aunt Came Back	25	G, D
Ain't Gonna Rain No More	32	F, C7	Okkitokiunga	17	D, A
Apples and Bananas	16	D, A	Old Woman	24	C, G7
Bats	10	Dm	On Top of Spaghetti	45	C, F, G7
Christopher McCracken	48	G, C, Am, D	Peanut Butter	8	Am
Chumbara	23	C, G7	Rabbits	18	D, A
Father Abraham	22	C, G7	Ronald McDonald	11	G
Fillimiooriooriay	30	Am, G	She Waded in the Water	33	G, C, D
Fish and Chips	20	D, A	Short'nin' Bread	9	D
Hagdalen	38	G, C, D	Sihayamba	36	G, D, C
Head and Shoulders Baby	7	F	Sippin' Milkshakes	46	C, G7, F
I've Been Working	42	D, G, A	Star Spangled Banner	52	G, A, D, C, Am
If All the Raindrops	12	F, C7	Stella Ella Olla	7	C
John B. Sails	34	G, D, C	Tell My Ma	15	F, C7
Kumbayah	44	D, G, A	The More We Get Together	19	D, A
Little Red Wagon	13	F, C7	Tony Chestnut	23	C, G7
Lukey's Boat	26	G, D	You've Got to Sing	50	Dm, A, Gm
Mama Don't Allow	40	G, D, C7			
Mary Mac	28	Dm, C	Chord chart	53	
Miss Lucy	21	C, G7	Easy Pop Songs Links	54	
Miss Mary Mac	10	A	Digital Resources	55	
My Hat	24	C, G7	Alphabetical Index	56	