

Index of Reproducibles


| | |
|--|---------|
| Tempo..... | 3 - 10 |
| Dynamics..... | 11 - 17 |
| Repeats..... | 18 - 23 |
| Note Name Review, Flats and Sharps..... | 24 - 29 |
| Scales, Key Signature, Accidentals and Naturals..... | 30 - 34 |
| Note Value and Time Signature Review..... | 35 - 37 |
| Music Symbols..... | 38 - 42 |
| Articulation..... | 43 - 47 |
| Expression..... | 48 - 53 |
| Answer Key..... | 54 - 56 |
| PowerPoint Index..... | 56 |



The teacher is given permission to copy all pages in this book for the students in one school. No distribution of the book or PowerPoints is permitted.


Know Your Note Names

Know Your Note Names, written for Grades 3-6, contains 56 reproducible pages of kid-tested activities to help students learn their note names in the treble and bass clef. This book even includes worksheets using ledger lines for the more advanced note readers. A wide variety of reproducible activities are included: Create-a-word, matching, silly stories, crosswords, games, and note name flashcards. (Includes PowerPoint Presentations)



Know Your Rhythms

Know Your Rhythms, written for Grades 3-6, contains 56 pages of fun, kid-tested reproducibles to help students learn their note values and time signatures. It includes instructional PowerPoints, reproducible worksheets and assessments, crosswords, ear training, partner games, and activities such as building note value pizzas and Rhythm Erase. (Includes PowerPoint Presentations)



Visit www.musicplay.ca for more information about other books, kits and PowerPoints in this series.



Themes & Variations

Box 25109 Deer Park PO, Red Deer, Alberta, T4R 2M2
Email: tvinfo@telus.net Phone or Fax: 403-342-9456
Toll Free Phone and Fax: 1-888-K6 Choir (1-888-562-4647)
Web Site: www.musicplay.ca
Printed in Canada Copyright ©2011 Themes & Variations
ISBN Number: 1-897099-52-5

Introduction to Tempo Terms

Name: _____ Class: _____

The tempo tells us whether the beat of the music is fast or slow. Italian words are used to describe different speeds or tempos.

| <u>Italian:</u> | <u>Play or Sing:</u> |
|-----------------|--------------------------------------|
| prestissimo | very quickly (as fast as you can go) |
| presto | quickly |
| vivace | fast and lively |
| allegro | quickly, lively and bright |



Part A: Fill in the blanks for these fast and lively tempo terms.

1. Allegro means _____.
2. _____ means very quickly (as fast as you can go).
3. Vivace means _____.
4. _____ is faster than presto and vivace.
5. Presto means _____.

| <u>Italian:</u> | <u>Play or Sing:</u> |
|-----------------|--|
| moderato | moderately, medium speed |
| andante | slow, moving along (at a walking pace) |
| adagio | slowly |
| largo | very slow and broad |



Part B: Fill in the blanks for these slow tempo terms.

1. _____ means at a moderate, or medium speed.
2. Andante means to play or sing at a _____ pace.
3. _____ means very slow and broad.
4. Adagio means _____.

Mystery Tempo Message

Name: _____ Class: _____

Part A: Write the answer to the mystery clues on the lines. The circled letters have a number which matches a space at the bottom of the page. The letters will reveal a hidden message.

| <u>Italian:</u> | <u>Play or Sing:</u> |
|-----------------|----------------------------|
| prestissimo | very quickly |
| presto | quickly |
| vivace | fast and lively |
| allegro | quickly, lively and bright |

| <u>Italian:</u> | <u>Play or Sing:</u> |
|-----------------|-------------------------|
| moderato | moderately |
| andante | slow, at a walking pace |
| adagio | slowly |
| largo | very slow and broad |

To do: Fill in the blanks with the correct tempo term to reveal the mystery message.

Fast and lively is $\frac{1}{8}$.

Presto means $\frac{5}{7}$.

The tempo term moderate means $\frac{4}{4}$.

Prestissimo means very $\frac{6}{9}$.

Slow, at a walking pace is $\frac{2}{2}$.

The tempo term that means slowly is $\frac{7}{7}$.

Very slow and broad is $\frac{10}{3}$.



Mystery Message

| | | | | | | | | | | | |
|----------------------|---|---|---|---|---|---|---|---|---|----|----|
| The term _____ means | 1 | 2 | 3 | 4 | 5 | 6 | 7 | 8 | 9 | 10 | 11 |
|----------------------|---|---|---|---|---|---|---|---|---|----|----|



Dynamics Dice

Name: _____ Class: _____

Instructions: This game may be played individually or in partners. Roll a pair of dice. Answer the numbered question that matches what is shown on the dice. If the number rolled has already been answered, you may roll once more and then it will be your partner's turn. Alternate turns and the first player to complete all the questions correctly wins.

3. What are dynamics in music?

9. What term means soft?

7. What term means very soft?

4. What term means medium loud?

8. What term means gradually louder?

10. Draw a decrescendo sign.

6. What term means medium soft?

11. What term means gradually softer?

2. Write these terms from **loudest** to **softest**: piano, forte, pianissimo, fortissimo

5. What term means very loud?

12. What term means loud?



Dynamics Multiple Choice Assessment

Name: _____ Class: _____

Instructions: Choose the letter that best answers the question.

1. The dynamics in music

- a. tell us how fast or slow to play
- b. add extra notes to play
- c. tell us how loud or soft the music is
- d. tell us to smoothly connect the notes

2. Forte means

- a. play the music with extra notes
- b. play the music with great sadness
- c. soft
- d. loud

3. Terms such as forte are written in

- a. Latin
- b. Italian
- c. English
- d. French

4. Which word from the following list is not a dynamics term?

- a. forte
- b. fortissimo
- c. allegro
- d. piano

5. Which selection correctly lists the terms from softest to loudest?

- a. mezzo piano, piano, mezzo forte, forte
- b. mezzo forte, forte, mezzo piano, piano
- c. piano, mezzo piano, mezzo forte, forte
- d. piano, mezzo forte, mezzo piano, forte

6. Which term means gradually louder?

- a. crescendo
- b. decrescendo
- c. forte
- d. accent

7. The abbreviation for forte is

- a. ff
- b. p
- c. ft
- d. f

8. The abbreviation for mezzo piano is

- a. pp
- b. mzp
- c. mp
- d. pp

9. Pianissimo means

- a. medium loud
- b. loud
- c. very soft
- d. very fast

10. Mezzo forte means

- a. medium loud
- b. moderately
- c. middle
- d. medium

11. Fortissimo means

- a. very soft
- b. loud
- c. very loud
- d. very fast

12. Which selection lists the terms from loudest to softest?

- a. forte, mezzo forte, pianissimo, fortissimo
- b. fortissimo, forte, mezzo forte, pianissimo
- c. forte, mezzo forte, fortissimo, pianissimo
- d. mezzo forte, forte, pianissimo, fortissimo

Flats and Sharps Assessment

Name: _____ Class: _____

Part A: Two notes will be played. For example, F and then F sharp. The second note will be either flat or sharp. A sharp sounds higher than the original note and a flat sounds lower than the original note. Circle the correct sign for each example played.



| | | |
|----|--|--|
| 1. | | |
| 2. | | |
| 3. | | |
| 4. | | |
| 5. | | |

Part B: Fill in the blank with the correct term.

1. A _____ raises the pitch of a note one half step.
2. A _____ lowers the pitch of a note one half step.
3. Circle the answer: In the music, a flat or sharp sign should be written before / after the note.
4. We call this note _____.
5. How would a flat change the pitch of a note on a keyboard? _____

Part C: Draw each note, with a sharp or flat, on the staff below using whole notes.

1. _____

A# C# Bb F# Eb G# C# Ab Db

2. _____

D# G# Eb C# G# Ab F# E# Ab

Introduction to Key Signatures

Name: _____ Class: _____

Part A: Write the pattern of whole and half steps in a major scale.

_____, _____, _____, _____, _____, _____, _____

Key Signature

The key signature can have sharps or flats and tells us what key the music is in.

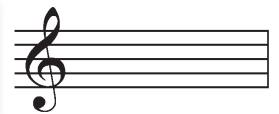


This key signature has F# and C#. This is the key of D. F and C are sharp so that the pattern of whole and half steps is a major scale.

D Major Scale



Draw F# and C# in the key signature:

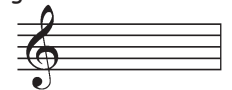


Part B: Draw the pattern of whole and half steps for the D major scale above and the scales on the keyboards below. A whole step is written like this: \square A half step is written like this: ∇

C Major Scale




*The C Major Scale has no sharps or flats so the key signature is left blank.



A Major Scale




Draw F#, C# and G# in the key signature:



G Major Scale




Draw F# in the key signature:



B \flat Major Scale
























Draw B \flat and E \flat in the key signature:



Music Symbol Story

Name: _____ Class: _____

To do: Write the name of the music symbols on the line underneath.

This morning, on my way to school, I lost my treasured gold locket. It cost me
 my  allowance. I had left my house very early and walked up the steep hill
 with my wooden , over the  road past the 
 rocks and through the  forest when I realized it was gone. I was
 already a  of the way to school and decided to take a
 on  of a log. After a refreshing  I decided the
 thing to do would be to  my steps and see if I
 could spot it on the ground. I made my way back through the 
 forest, past the  rocks, over the  road and up the steep
 hill with my wooden . My dog  came bounding past me with
 something completely un-  in his mouth. It was shiny and I
 spotted  of my locket between his  teeth. He had found it!
 It wasn't lost after all. I stopped and gave  a huge hug on his  head.
 He is the best dog ever. I am so lucky to have a dog like him!

Expression Tic-Tac-Toe

Instructions: Choose a partner. Cut out the cards and game board below. Decide who will be **X** and who will be **O**. Place the cards in a stack, face down. Player **X** will take a card and read the term to Player **O**. If Player **O** correctly explains the term, they can write an **O** in one of the squares on the game board. Take turns and play one game of Tic-Tac-Toe at a time. If you run out of cards, mix them up and use them again. The first player to get three of their symbols in a row horizontally, vertically or diagonally is the winner.

| | | | |
|--------------------------------------|--|--------------------------------------|--|
| Dolce - sweetly | Leggiero - play in a light manner | Maestoso - play in a majestic manner | Grave - play in a slow and solemn manner |
| Espressivo - play with expression | Molto - much | Dolce - sweetly | Leggiero - play in a light manner |
| Maestoso - play in a majestic manner | Grave - play in a slow and solemn manner | Leggiero - play in a light manner | Espressivo - play with expression |

| | | | | | |
|---------------|--|--|---------------|--|--|
| GAME 1 | | | GAME 2 | | |
| | | | | | |
| | | | | | |
| | | | | | |
| GAME 3 | | | GAME 4 | | |
| | | | | | |
| | | | | | |
| | | | | | |