

USA FCC/IC Information

Warning: Changes or modifications to this unit not expressly approved by the party responsible for compliance could void user's authority to operate the equipment.

NOTE: This equipment has been tested and found to comply with the limits for Class B digital device, pursuant to part 15 of the FCC Rules. These limits are designed to provide reasonable protection against harmful interference in a residential installation. This equipment generates, uses, and can radiate radio frequency energy and, if not installed and used in accordance with the instructions, may cause harmful interference to radio communications.

However, there is no guarantee that interference will not occur in a particular installation. If this equipment does cause harmful interference to radio or television reception, which can be determined by turning the equipment off and on, the user is encouraged to try to correct the interference by one or more of the following measures:

- Reorient or relocate the receiving antenna
- Increase the separation between the equipment and the receiver.
- Connect the equipment into an outlet on a circuit different from that to which the receiver is connected.
- Consult the dealer or an experienced radio/TV technician for help.

This device complies with Part 15 of the FCC Rules. Operation is subject to the following two conditions:


- (1) This device may not cause harmful interference, and
- (2) This device must accept any interference received, including interference that may cause undesired operation. Modifications not approved by the party responsible for compliance could void user's authority to operate the equipment.

This Class B digital apparatus complies with Canadian ICES-003



AIRTHEREAL

Quick Guide for AIRIA APP Connection



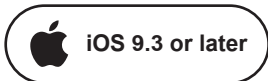
Please scan the QR code below to watch the step by step guiding video.



When using the AIRIA app, you can control some Airthereal products via an iPhone or Android smartphone or other device, even when you are away from your home.

Supported wireless routers must work with operating frequency: 2.4 GHz
Standard: IEEE 802.11b/g/n

Supported smart phone system:




	BLE	Wi-Fi
Frequency	2.4GHz	2.4GHz
Maximum Power	<10dBm	<20dBm

NOTES:

- The APP is only compatible with smart phones and is not available for laptops or tablets.
- APP may not support the latest version of Android or iOS system because of the test of stability. Also may not compatible with tampered Android or iOS system.
- Due to different network situation, sometimes, request time-out could happen, it is necessary to do network configuration again.
- Due to different network situation, the control process may return time-out(30S-60S) sometimes.
- All the illustrations in the manual are for explanation purpose only. The latest APP may be slightly different. The actual situation shall prevail.
- The APP will continue to be updated with design and content improvements. Check for update at the Google Play Store or the APP Store.

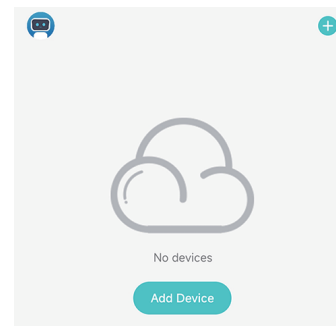
1. Search 'AIRIA' on the App Store or Google Play and download it.



AIRIA



2. Connect your Airthereal smart device to a power supply. Enter the Wi-Fi connection mode by referring to the operation section of the user manual.
3. Open the AIRIA app and log in to your account or sign up if this is your first use.
4. Turn on Bluetooth on your mobile phone. Add your smart device manually or auto scan all nearby smart devices.



5. Choose your Wi-Fi network and enter the password. AIRIA will start connecting to your device.

Feel free to explore the smart control dashboard. If you have any questions or suggestions, please email to support@airthereal.com.