
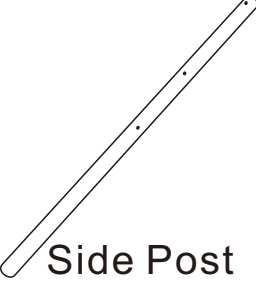



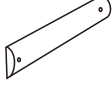
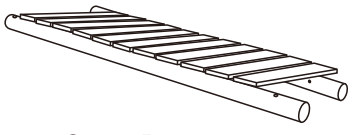
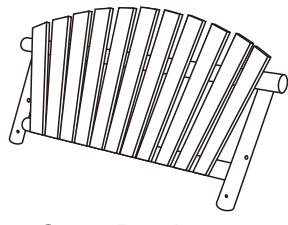



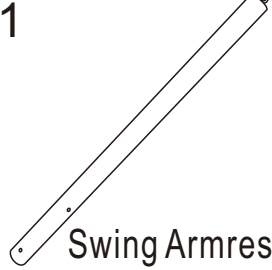







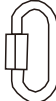


Assembly Instructions

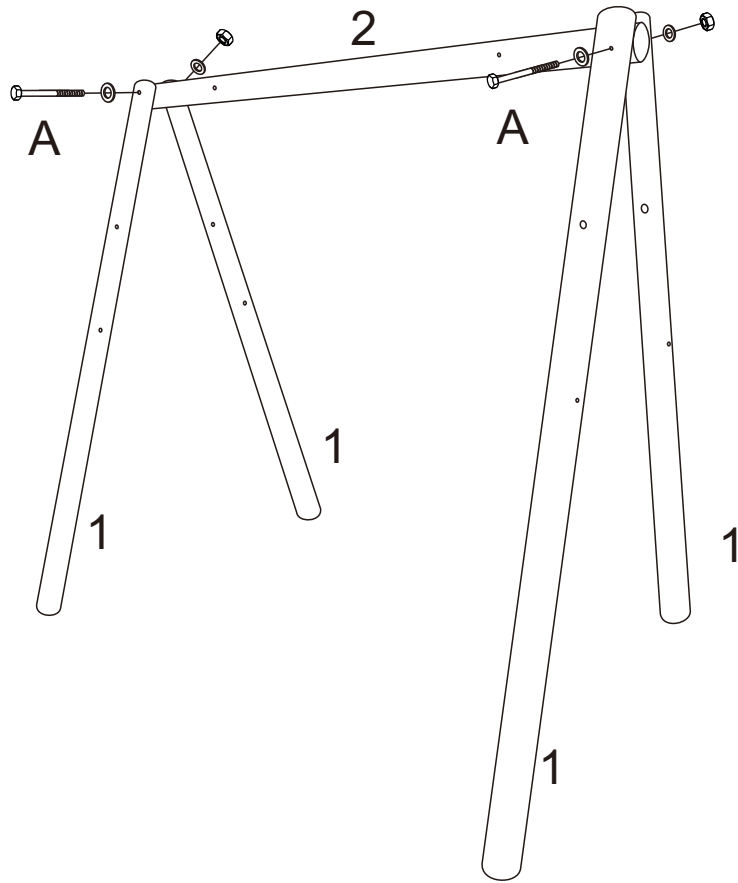
Item# 911856



<p>1</p>  <p>Side Post 4pcs</p>	<p>2</p>  <p>Top Post 1pc</p>	<p>3</p>  <p>Right Posts Supports 2pcs</p>	<p>4</p>  <p>Left Posts Supports 2pcs</p>
<p>5</p>  <p>Side Posts Braces 2pcs</p>	<p>6</p>  <p>Seat Bottom 1pc</p>	<p>7</p>  <p>Seat Back 1pc</p>	<p>8</p>  <p>Seat Arm Supports 2pcs</p>
<p>9</p>  <p>Right Seat Arm 1pc</p>	<p>10</p>  <p>Left Seat Arm 1pc</p>	<p>11</p>  <p>Swing Armrests 2pcs</p>	

<p>A</p>  <p>Bolts with washers and Nuts (Size:M10x200mm) 2pcs</p>	<p>B</p>  <p>Bolts with washers and Nuts (Size:M8x140mm) 6pcs</p>	<p>C</p>  <p>Bolts with washers and Nuts (Size:M10x280mm) 2pcs</p>	<p>D</p>  <p>Bolts with washers and Nuts (Size:M8x130mm) 10pcs</p>	<p>E</p>  <p>Bolts with washers and Nuts (Size:M10x170mm) 2pcs</p>
<p>F</p>  <p>Anchor Bolts with Nuts and Washers (Size:M8x140mm) 2pcs</p>	<p>G</p>  <p>Wooden Plugs 2pcs</p>	<p>H</p>  <p>Hooks (Size:L75mm) 2pcs</p>		

1

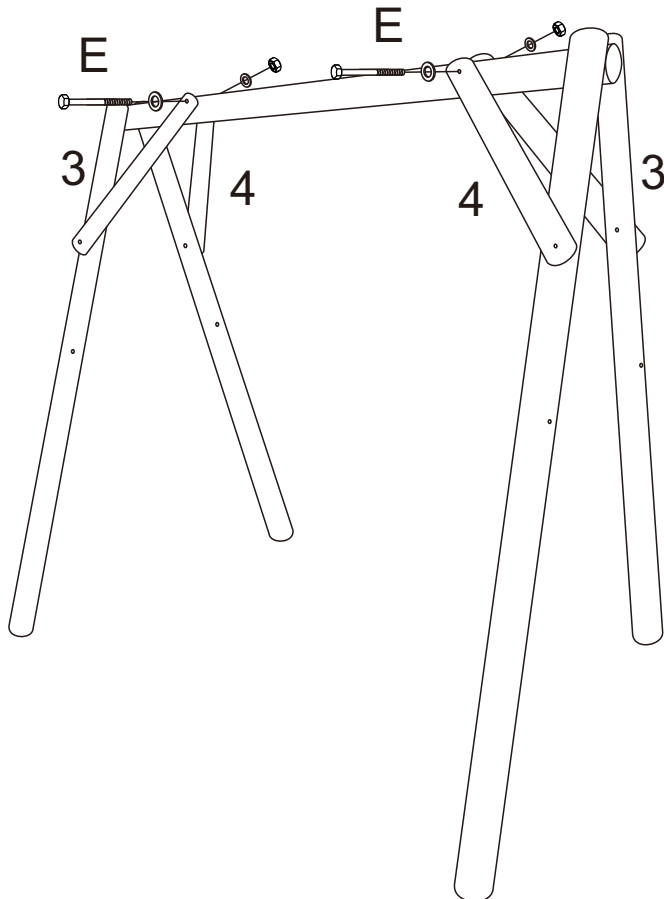


A



M10x200
2pcs

2

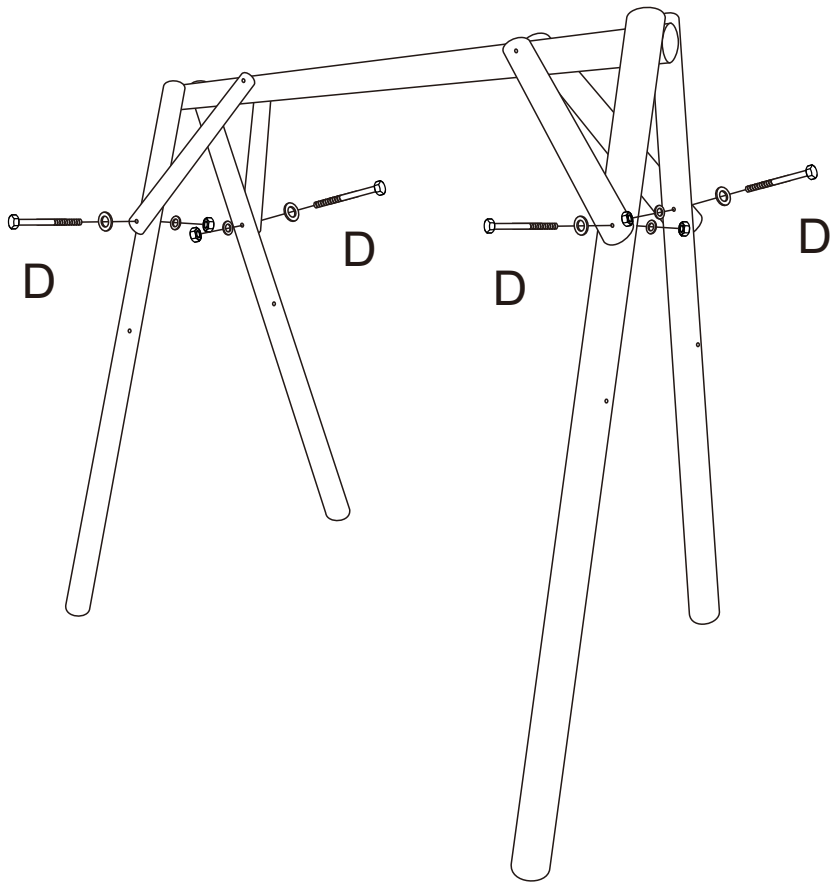



E



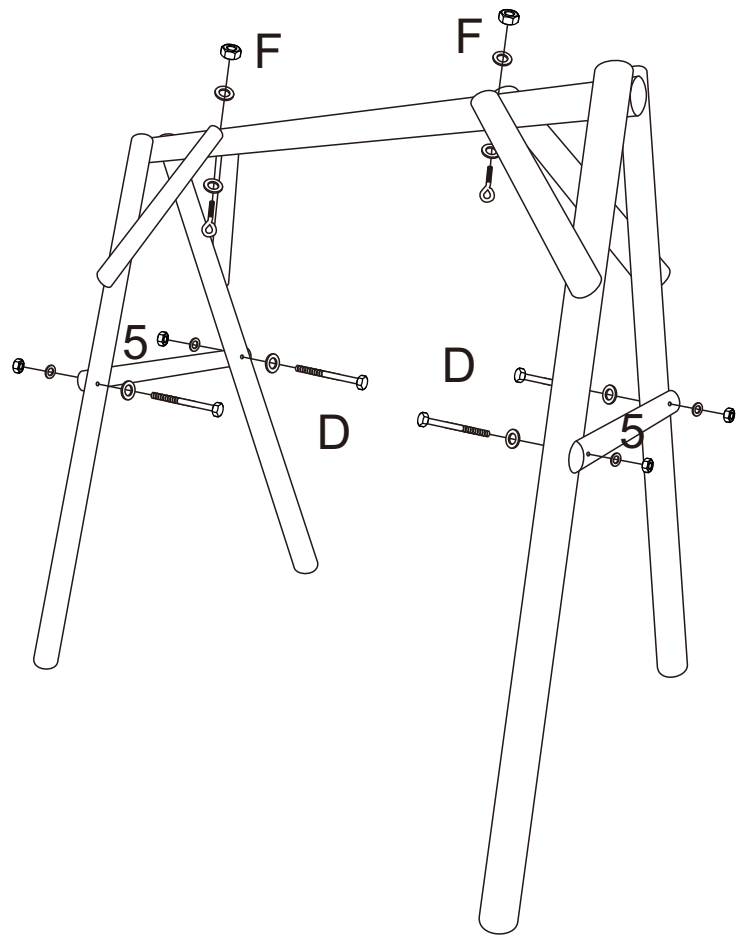
M10x170
2pcs


3




D

M8x130
4pcs

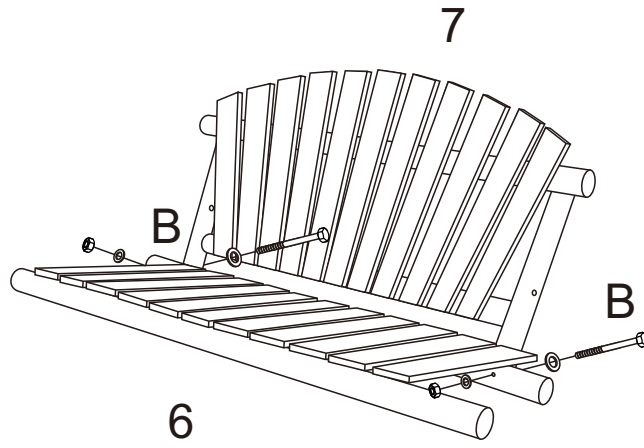
4



F

M10x150
2pcs

D

M8x130
4pcs

5

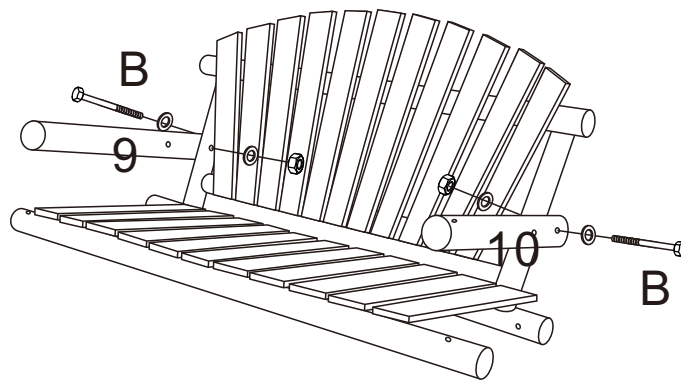


B



M8x140
2pcs

6

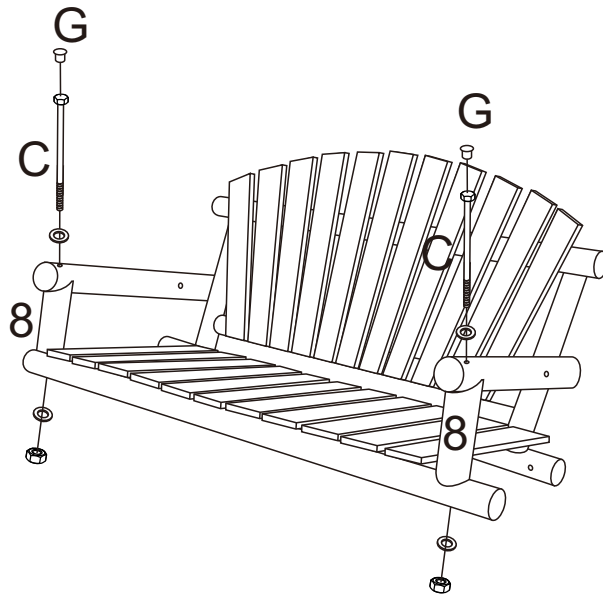



B




M8x140
2pcs

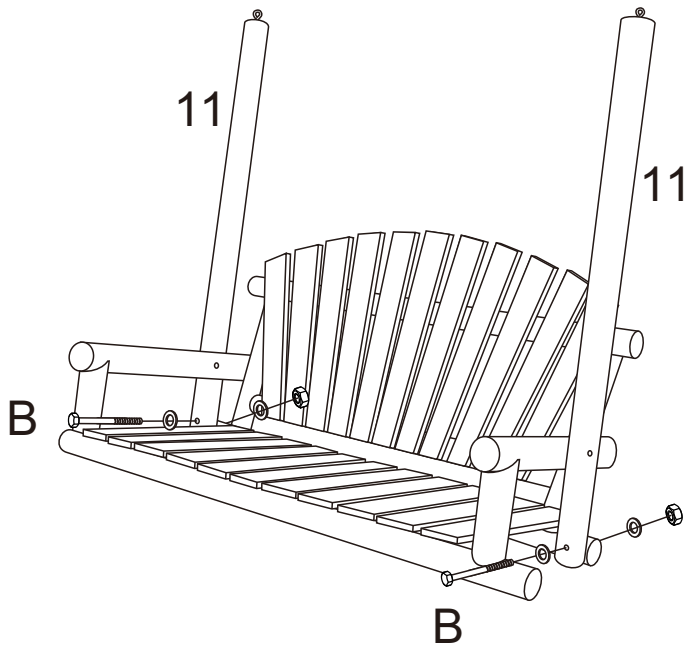
7




C

M10x280
2pcs

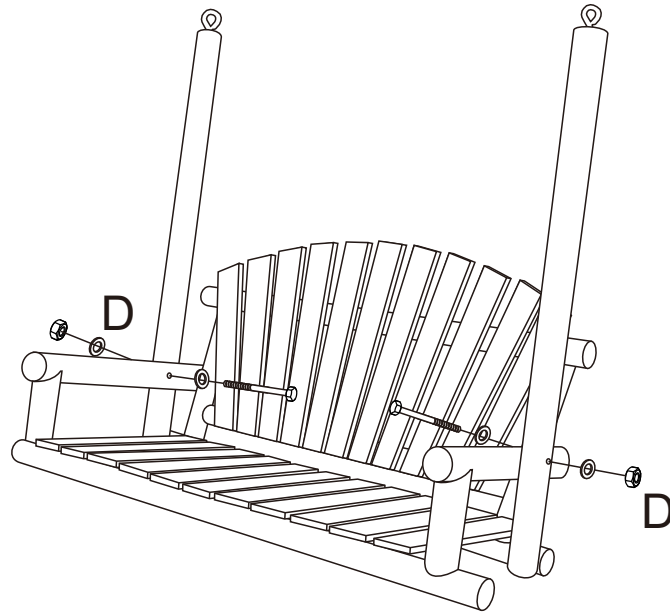
G

2pcs

8



B

M8x140
2pcs

9

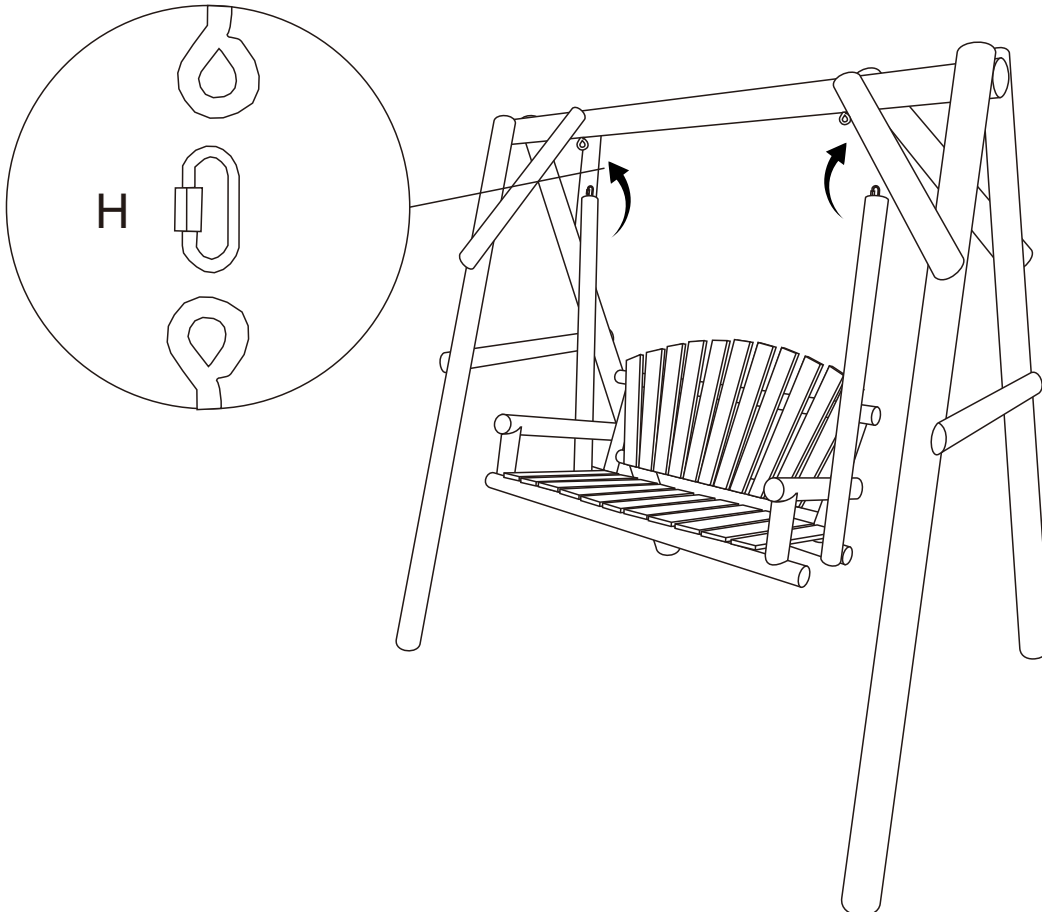


D



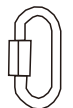
M8x130
2pcs

10



H

H



L75mm

2pcs

Before you Start:

1. Unwrap all packaging materials and make sure you have all the parts listed.
2. Prepare the necessary tools and have plenty of space for assembly.
3. It is recommended to have 2 people available for assembly.

Warnings:

1. This product is intended for a maximum weight capacity of (**500**) lbs. Do not exceed this weight limit.
2. Do not stand on the product.
3. This product should be assembled and used on firm, level ground. If used on unlevel ground, tipping may occur. Frame should remain in contact with the ground at all times.
4. Keep small parts out of reach of children.
5. Check all screws and/or bolts regularly to ensure they are tight and secure. It is recommended to check screws and/or bolts monthly.
6. Do not use product if parts are missing, damaged or worn.
7. Care should be taken when sitting down with sharp objects.
8. Individual seat areas are designed to be used by one person at a time.
9. Manufacturer is not responsible for weather related damages due to winds and adverse weather conditions.

CARE & MAINTENANCE

1. This product is made of fir wood. Fir has naturally high moisture content and although it has been kiln dried it will absorb moisture during the seasonal humidity and temperature changes. This will cause the wood to expand and contract and may cause cracking to appear. This is a natural occurrence and is to be expected. Some components may have a relief kerf cut in them at time of purchase. This is intentional and serves to direct the expansion/contraction pressure to a single point, much like the lines in a concrete sidewalk. As with any product some occasional maintenance can prolong its function.
2. To clean, wipe with a sponge and warm soapy water. Then wipe with a dry, clean cloth. Do not use solvent based cleaners or detergents as they can bleach or damage the product. Never use scourers, abrasives or chemical cleaners on the product.
3. Adding a protective finish to the wood to aid in the longevity of the product is a personal preference. The wood can be treated with a quality penetrating oil finish with UV protection. Depending on your climate a fungicide may be helpful. Please be sure to follow manufacturer suggestions for application. Any product added to the wood finish, may change the appearance. Adding a protective finish is at the discretion of you, the owner, any and all changes and effects made by doing so is not the manufacturer's responsibility.
4. Periodically check hardware for tightness and tighten as needed.
5. Storing your furniture is recommended to limit damage from prolonged exposure to harsh weather. Before storage, ensure frame and seats are clean and dry.
6. Covering with furniture covers may cause moisture to be trapped and may cause mold and mild to grow.
7. When possible, avoid direct contact with the ground by placing furniture on landscape blocks.
8. Furniture can be washed by hand or pressure washer. If a pressure washer is used, be sure to check the setting so it isn't too hard. Five parts water to one part bleach with a bit of dish soap is recommended.



PATIO • HOME • GARDEN

Customers and Stores - Please help us give you the best possible service by emailing your parts and service needs to: **customerservice@ddicorp.com**

Emails are responded to quickly and are the fastest and most accurate way to communicate item/parts needs.

PLEASE KEEP ORIGINAL RECEIPT AND INSTRUCTION MANUAL for possible future reference. **Original receipt is required for any warranty claims**

In addition to your purchase receipt please include the following information in your email:

Item Name	Wooden Log 3.15" wood log A frame and 2.56" wood log Swing Chair
Item Code /UPC Code (Begins with 6-81129-)	911856
Specific Issue	
Part Needed—Please Identify from Assembly Instructions	
Your Shipping Address	

Parts and parts listings for many of our products can be found at:
<https://backyard-expressions.com/collections/replacement-parts>

PRODUCT WARRANTY SHALL NOT APPLY TO ANY PRODUCT OR ANY PART THEREOF, WHICH HAS BEEN SUBJECT TO ACCIDENT, NEGLIGENCE, WEATHER RELATED DAMAGE, ALTERATION, ABUSE, OR MISUSE OR TO PRODUCT SOLD AS-IS, END OF SEASON, OPEN BOX OR OTHER SUBSTANTIALLY DISCOUNTED PRODUCT. DDI MAKES NO WARRANTY WHATSOEVER IN RESPECT TO ACCESSORIES OR PARTS NOT SUPPLIED BY US.

DDI IS NOT RESPONSIBLE FOR ANY INCIDENTAL OR CONSEQUENTIAL DAMAGES, WHICH MAY ARISE OUT OF THE PURCHASE OR USE OF ANY DDI PRODUCT. PRODUCT LIABILITY FOR ANY BREACH OF THIS WARRANTY SHALL BE AT THE DISCRETION OF DDI AND LIMITED TO REPAIR OR REPLACEMENT OF THE DEFECTIVE PRODUCT.

WARRANTY CLAIMS RECEIVED 90 DAYS AFTER PURCHASE DATE (RECEIPT REQUIRED) MAY BE SUBJECT TO ADDITIONAL COSTS AND ARE ASSESSED BY THE WARRANTY CLAIM DEPARTMENT.

If you prefer you may also leave a message or send a text to **1-612-888-7550**
 Your message will be responded to during normal weekday business hours in the order received.