

Handwriting Mat

Lowercase

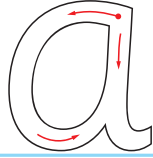
Name: _____



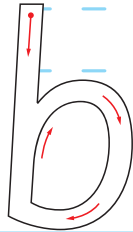
Instructions

Practice

All the way around,
up and down.



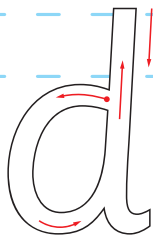
Top to bottom, up to
the middle and round.




Start at the top, half
way round.



All the way round, up
and down.



Across the middle, up
and around.



Handwriting Mat

Lowercase

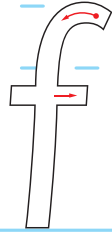
Name: _____



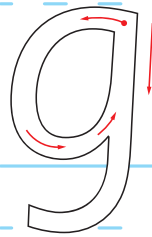
Instructions

Practice

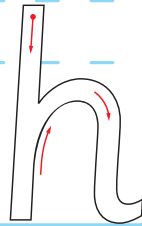
Over and down, then
across it.



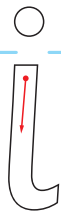
All the way round, up
down with a curly tail.



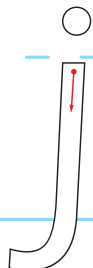
Top to bottom, up to
the middle and over.



Start at the top, down
and curl, dot at the
top.



Down and curl under,
dot on the top.



Handwriting Mat

Lowercase

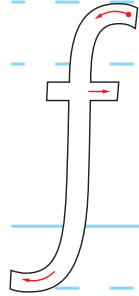
Name: _____



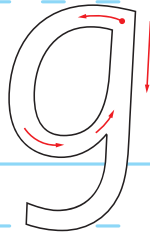
Instructions

Practice

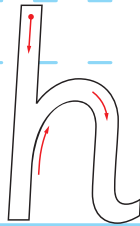
Over and down with a flick, then across it.



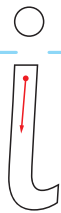
All the way round, up down with a curly tail.



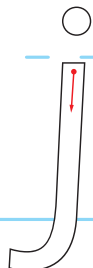
Top to bottom, up to the middle and over.



Start at the top, down and curl, dot at the top.



Down and curl under, dot on the top.



Handwriting Mat

Lowercase

Name: _____



Instructions

Practice

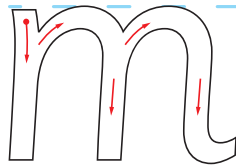
Top to bottom, up to the middle, kick up, middle, kick down.



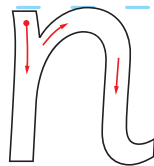
Start at the top, down and curl.



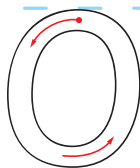
Down, up and over, up and over.



Down, up and over.



Start at the top, all the way round.



Handwriting Mat

Lowercase

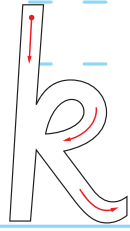
Name: _____



Instructions

Practice

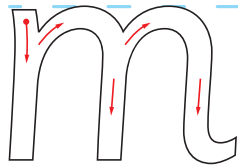
Top to bottom, up to the middle and round, go down and out with a flick.



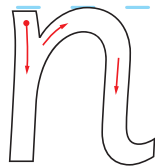
Start at the top, down and curl.



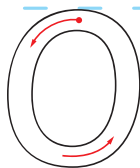
Down, up and over, up and over.



Down, up and over.



Start at the top, all the way round.



Handwriting Mat

Lowercase

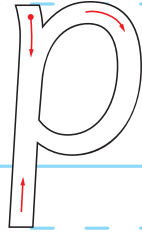
Name: _____



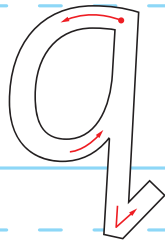
Instructions

Practice

Start at the top, down,
up and around.



All the way round, up
and down with a flick.



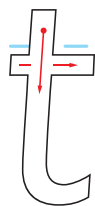
Down, up and start to
go over.



Around, across and
around again.



Start at the top, down
and curl, and cross it.



Handwriting Mat

Lowercase

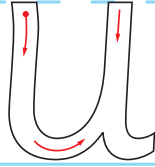
Name: _____



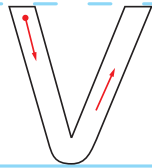
Instructions

Practice

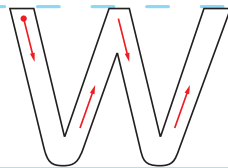
Down and around, up and down.



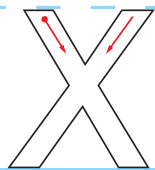
Down and up.



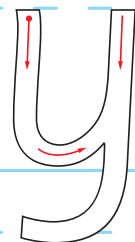
Down up, down up.



Down the slide, start back at the top and cross it.



Down and around, up and down with a curly tail.



Handwriting Mat

Lowercase

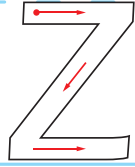
Name: _____



Instructions

Practice

Across the top, down through the middle and across the bottom.



Try to write a sentence in the space below:

Handwriting practice area with multiple sets of three horizontal lines (top, middle dashed, bottom) for writing.



Handwriting Mat

Uppercase

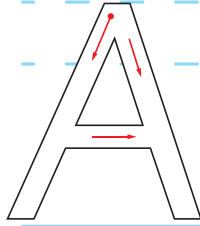
Name: _____



Instructions

Practice

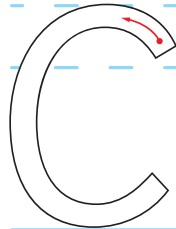
Start at the top, down to the left, back up, down to the right, a line across the middle.



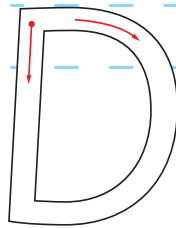
Start at the top, down and up and around to the middle and around to the bottom.



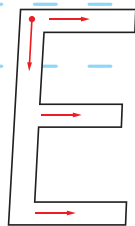
Start at the top, half way round.



Start at the top, down, up and around to the bottom.



Start at the top, down, line across to the right at the top, middle and bottom.



Handwriting Mat

Uppercase

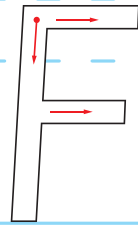
Name: _____



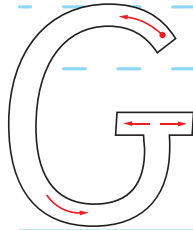
Instructions

Practice

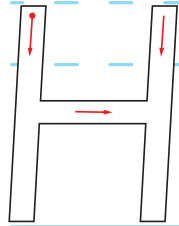
Start at the top, down,
line across to the right
at the top and middle.



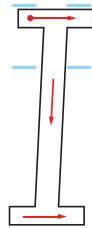
Start at the top, half
way round, short line
left, short line right.



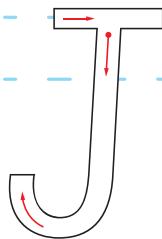
Start at the top,
bottom, leave a space
and repeat, join
together with a line
cross the middle.



A short line across the
top, back to the
middle, down and a
short line across
the bottom.



Start at the top, down
and curl to the left,
across the top.



Handwriting Mat

Uppercase

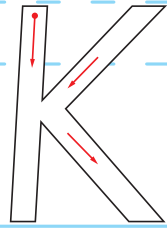
Name: _____



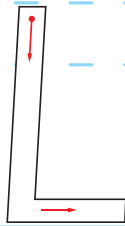
Instructions

Practice

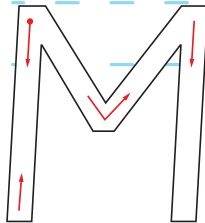
Start at the top, down, up to the middle, kick up and across to the right, middle, kick down and across to the right.



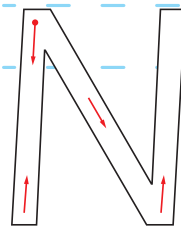
Start at the top, down and across to the right.



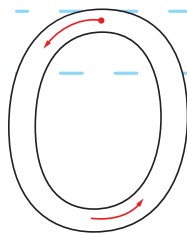
Start at the top, down, up and half way down to the right, up to the right and down.



Start at the top, down, up and down to the right, then up.



Start at the top, all the way round.



Handwriting Mat

Uppercase

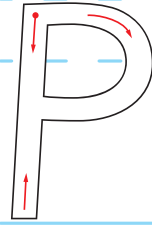
Name: _____



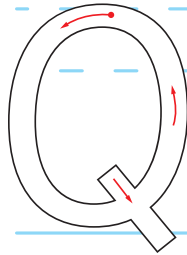
Instructions

Practice

Start at the top, down and up and around to the middle.



Start at the top, all the way round and a small line across the bottom.



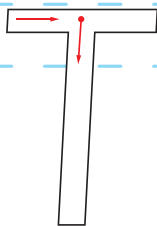
Start at the top, down and up and around to the middle, kick down and across to the right.



Over the top, across the middle and back.



Start at the top, down and across the top.



Handwriting Mat

Uppercase

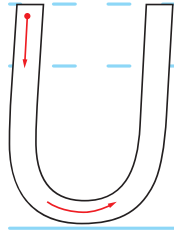
Name: _____



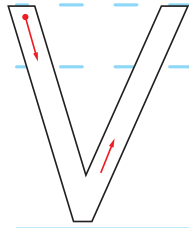
Instructions

Practice

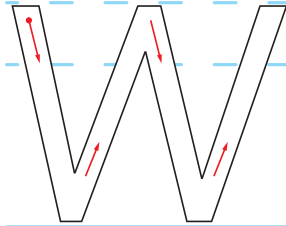
Start at the top, then go down and around.



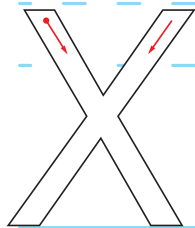
Start at the top, down and across, up across to the right.



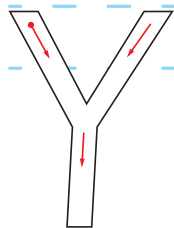
Start at the top, down and across, up across to the right and repeat.



Start at the top, down the slide, start back at the top and cross it.



Start at the top, down and across to the middle, up and across to the right, back down to the middle and a straight down.



Handwriting Mat

Uppercase

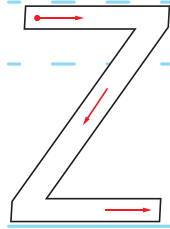
Name: _____



Instructions

Start at the top, across the top, down through the middle and across the bottom.

Practice



Try to write a sentence in the space below:

Handwriting practice area with multiple sets of dashed lines for writing a sentence.

