




INFLATABLE PADDLEBOARD USER GUIDE



Hurley)(



Get Ready For Adventure!

TABLE OF CONTENTS

WARNINGS & PRECAUTIONS	04
DISCLAIMER	05 - 06
QUICK START MANUAL	07 - 11
DEFLATION AND PACKING	12
FREQUENTLY ASKED QUESTIONS	13 - 15
CARE INSTRUCTIONS	16
WARRANTY INFORMATION	17 - 18

WARNING

General Warnings:

1. Stand-up Paddleboarding can be a dangerous sport. Use of this product exposes the user to unexpected risks, dangers and hazards.
2. Always use extreme caution when using this product. Never act in a careless manner when using this product. Misuse of this product may result in serious injury or death.
3. Only use this product if you are in good physical health and know how to swim.
4. You are responsible for your own safety and the safety of others around you when using this product.
5. If you are under the age of 18, you must have a legal guardian read these warnings and safety precautions. Do not use this product without adult supervision.
6. Do not use this product if you are under the influence of alcohol, drugs, or medications.

Important Safety Rules:

1. Before using this product, the user should take a lesson from a certified school. This product should not be used by anyone who is not experienced with stand-up paddleboarding.
2. Always wear a Coast Guard Approved personal flotation device when using this product. The product is not a personal flotation device.
3. Never use this product without a proper surf leash. A loose stand-up board in the water is extremely dangerous to you, and everyone around you. Failure to use a surf leash may result in serious injury or death.
4. Examine your surf leash after each use and replace it if you see any sign of wear.
5. Always wear a helmet and water shoes when using this product.
6. Always paddle with an experienced partner when using this product

Weather Conditions and Local Warnings:

1. Always observe Coast Guard rules and regulations when using this product.
2. Never use this product in offshore or windy conditions.
3. Never use this product in more than 10 knots of wind. Using this product in windy conditions may result in serious injury to yourself and others around you.
4. Use caution when carrying this product carrying the board in windy conditions may result in serious injury to yourself and others around you.
5. Never use this product in thunderstorms and lightning conditions.
6. Never use this product in conditions that are beyond your ability (such as, but not limited to high surf, rip tides, currents or river rapids).
7. Never use this product near other boat traffic or watercraft.
8. Never use this product near crowded beaches or water

RELEASE OF LIABILITY, CLAIM WAIVER AND ASSUMPTION OF RISK AGREEMENT

Release of Waiver and Claims Agreement

In consideration of your use of this product you hereby agree to the following to the fullest extent permitted by law.

1. To waive any and all claims that you have or may in the future have against E.E.I. a licensee of Hurley, or any of its agents, resulting from use of this product and any of its components.
2. To release E.E.I. a licensee of Hurley, or any of its agents from any and all liability from any loss, damage, injury or expense that you or any users of this product may suffer, or that your next of kin may suffer, as a result of the use of this product, due to any cause whatsoever, including negligence or breach of contract on the part of E.E.I. a licensee of the Hurley, or any of its agents, in the design or manufacturing of this product.

Arbitration

In further consideration of the sale to you of this product and any of its components, you hereby agree to submit to binding arbitration any and all claims, which you believe you may have against E.E.I. a licensee of Hurley, or any of its agents, arising from the use of E.E.I. a licensee of Hurley equipment. The arbitration shall be pursuant to the rules of the American Arbitration Association.

Arbitration shall be commenced within one (1) year from the date of which any alleged claim first arose. The submission to the American Arbitration Association shall be limited and the arbitration award may be enforced by any court of competent jurisdiction.

Binding Effect of Agreement

in the event of your death or incapacity, this Agreement shall be effective and binding upon your heirs, next of kin, executors, administrators, assigns and representatives.

Entire Agreement

In entering into this Agreement, you are not relying on any oral or written representations other than what is set forth in this agreement and User's Guide.

Assumption of Risk

By purchasing, using and assembling this product, you are agreeing to:

1. Be bound to the terms set forth above and below.
2. Require anyone using this product to be bound by such terms.

If you are unwilling to be bound by these terms, return this product before use for a full refund.

Use of this product and any of its components involves certain inherent risks, dangers and hazards, which can result in serious personal injury and death. In using this product you freely agree to assume and accept any and all known and unknown risks of injury using this equipment. The risks inherent in the sport can be greatly reduced by abiding to the Warning and Safety Precautions listed in the User Guide and by using common sense.

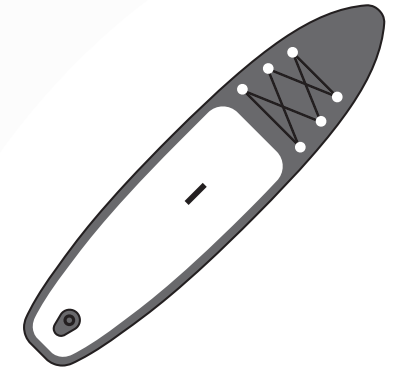
IMPORTANT: READ THIS INFORMATION BEFORE USING YOUR STANDUP PADDLEBOARD

FOR WARRANTY INFORMATION, PARTS/ACCESSORIES, CONTACT US VIA EMAIL AT: cs@hurleysup.com

DISREGARDING INSTRUCTIONS AND SAFETY PRECAUTIONS IN THIS MANUAL OR ON THE PRODUCT MAY RESULT IN INJURY, INCLUDING THE POSSIBILITY OF DEATH.

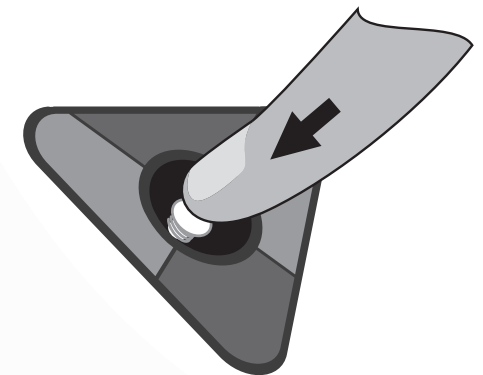
- Review the recommended weight capacity of this board and never exceed it.
- Always wear a coast guard approved personal flotation device (PFD).
- Never paddle in weather conditions that might affect your ability to control your board or return to shore.
- Never allow minors to use a paddleboard without adult supervision.
- Never consume substances that may impair your judgement while using a paddleboard.
- Never use a paddleboard beyond your skills and ability.
- Never use a paddleboard after dark or in conditions with poor visibility.
- Check local laws and regulations before using a paddleboard.
- Never deflate a board with a valve wrench.
- Never inflate a paddleboard above 17 pounds per square inch (PSI).
- Temperature changes in direct sunlight can affect the PSI (inflation pressure) of the board. Check the pressure of the board periodically to make sure that the pressure never exceeds 17 PSI.
- Keep your paddleboard clear of sharp objects and/or heat producing objects.

- 1** Take time to stop and admire your purchase of one of the greatest inflatable paddle boards available anywhere! Get ready for unforgettably exciting and beautiful treks out into the water!

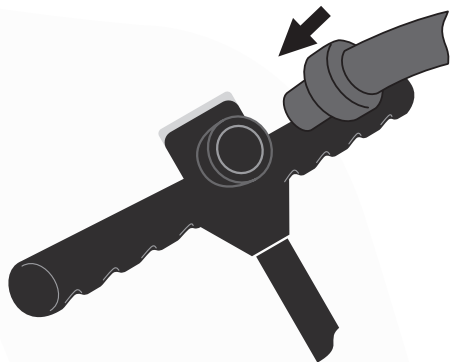


- 2** Remove the board from the box and unfold the board. Take note of the way that it is folded to make it easier to return the board to the box for storage after use.

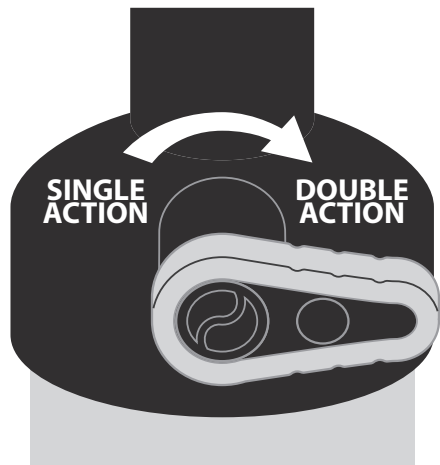
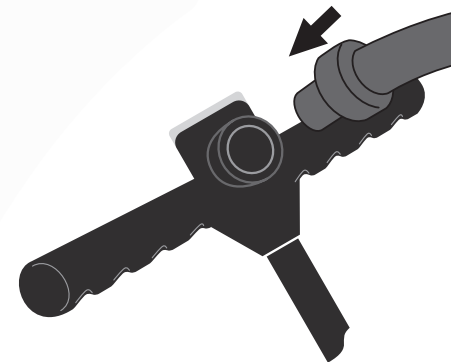
- 3** To inflate, locate the valve cap, which is located at the tail of the board or at the head of the Hurley Surf SUP. Remove the valve cap by unscrewing it. The valve must be in the inflation position in order for air to flow into it. You'll know that it is in the inflation position when the valve stem is protruding higher than the shorter deflate position. To switch between positions, press down onto the valve stem.



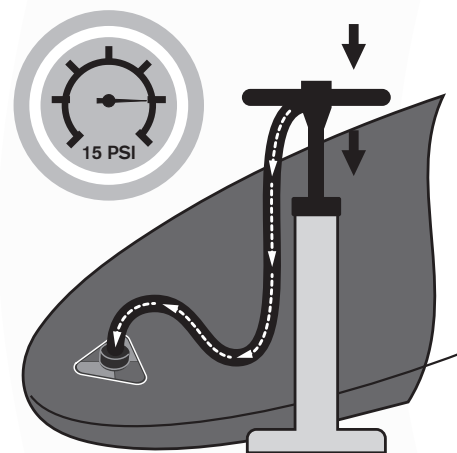
4 Attach the included hose to the pump handle in order to begin inflating the board. Ensure that the hose is threaded onto the pump handle securely.



7 If the pump does not appear to be inflating, or is sucking air out of the board, then reconnect the pump hose to the opposite port on the top of the pump handle.

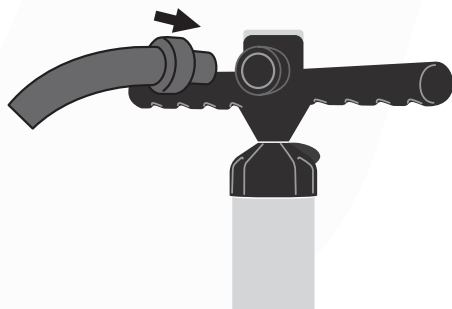


5 For quicker and more thorough Inflation, switch the pump from Single Action to Dual Action. When the pump is set for Dual Action, it pushes air through the hose during both the downward push and upward pull.

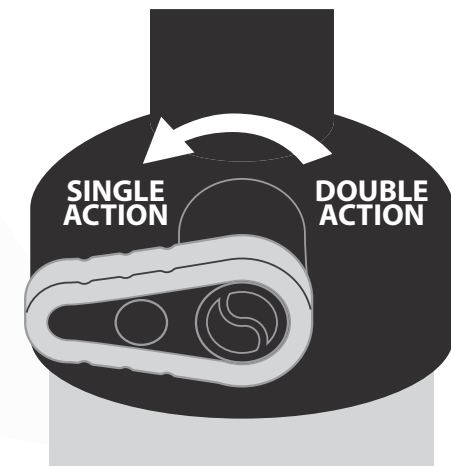


8 Use an up-and-down motion to begin pumping air into the board.

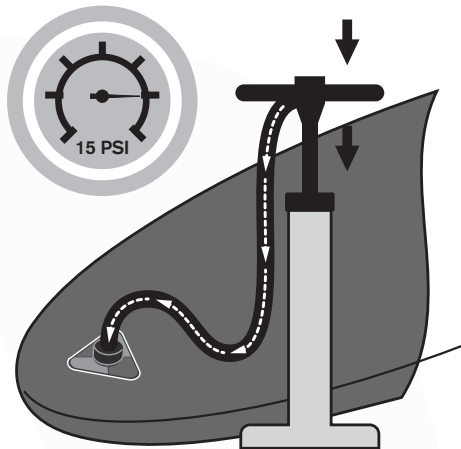
6 Attach the pump hose to the board. Prior to doing so, always make sure that there isn't sand or dirt at or near the end of your hose. Avoiding sand and dirt is important to ensure safety and performance, as sand and dirt can cause the valve to clog and cause your board to lose air.



9 When the board is taking form and you start to feel resistance from the pump, switch the button that's located at the top of the pump cylinder from "Dual Action" to "Single Action"



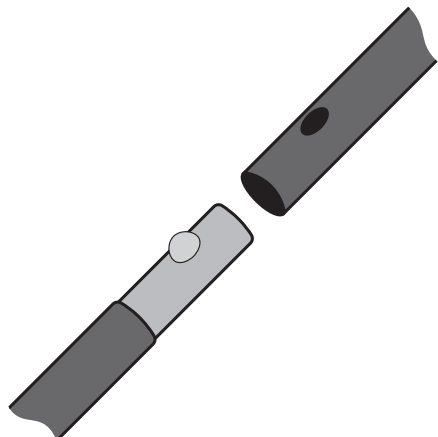
10 Continue to pump air into the board until you reach anywhere between 15-17 PSI, with 17 PSI being maximum pressure. The red numbers on the gauge dial is the PSI measurement.



13 Place washer into the fin box and slide it to the front. Align the fin base into the fin box, slide to the rear and push the fin down to fit into place. Use the screw to align the washer hole with the screw hole.




11 Assemble the paddle, adjusting until you reach your desired length, which is based on your height. Ensure that the adjustment pins are fully engaged prior to use. Then, pull the adjustment lock up or down to set into place.



14 Secure firmly by twisting the screw.



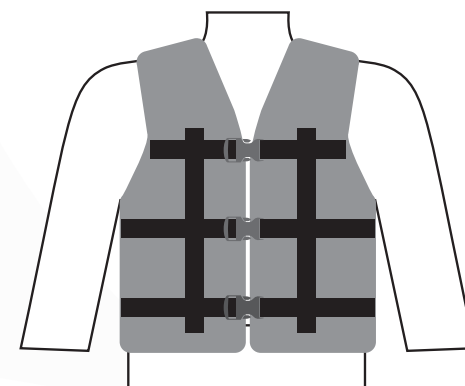
12 Locate the leash connection ring next to the valve on the rear of the board. Attach the included leash to the connection ring. Attach the padded cuff to your ankle.



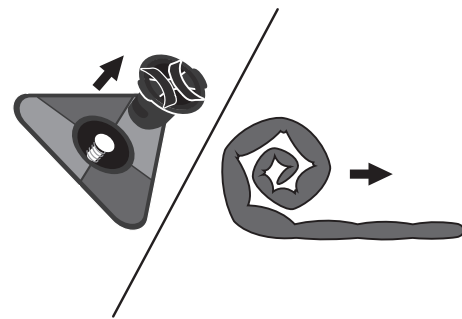
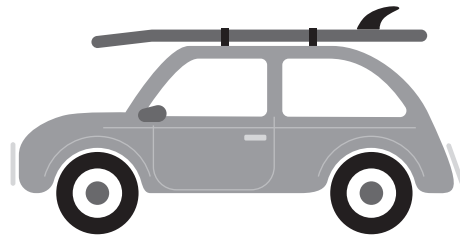
15 Put on a coast guard approved flotation device.

Examine the environment to ensure safe paddling conditions.

Get in the water and have fun!

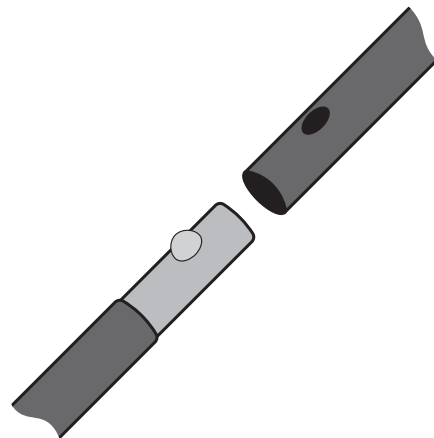


1 Transport this board fully inflated by securing it on top of a vehicle using sup/canoe/kayak approved tie-down straps. To transport this board inside a vehicle or its trunk, deflate it by unscrewing the valve cap and pushing the center of the valve stem to switch the valve back to two-way air flow, which will allow air to be released from the board.



2 Starting at the nose of the board, roll it up to the tail to force out the remaining air. Be sure to roll the board with the traction on the inside. Once the rolling is complete, replace the valve cap.

3 Disassemble the paddle into its three individual pieces and store the board, paddle, and accessories in the included storage backpack.



Q: How do I straighten my fins if shipping or storage causes them to bend?

The fins on this board are made from a memory plastic that will return to its original straight, vertical position with the heat of the sun. You can carefully apply heat with a hair dryer and physically help the fins return to their shape by using your foot or body to bend them back into position.

Q: Will bent fins affect the performance of the board?

If the fins are slightly bent, they will not affect the performance of the board.

Q: What should I do if the hose leaks when I pump up the board?

First, check the threaded connection of the pump hose where the hose connects to the pump handle. Check that the connection is screwed on properly and is not cross-threaded. Inspect for any holes in the pump hose. If holes or cracks are found, contact us via email at: cs@hurleysup.com for a replacement hose.

Q: How does the valve work?

The valve works in two positions. One method is two-way, which is for deflation only. The second method is one-way, which is for inflation only. Switch between positions by pushing the center of the valve stem down once. To switch it back, push the center of the valve stem once more.

Q: There's air flowing out of my board after I just pumped and removed the hose. What do I do?

To ensure that air is going into your board and that it will stay there, push the center of the valve stem once to switch it from two-way to one-way position.

Q: How do I deflate the board?

To make the air come out of your board, push the valve stem once to switch its position to two-way.

Q: How do I roll the board up to get it to fit inside the bag?

Switch the valve on the board from one-way to two-way to begin deflating the board. Roll the board from nose to tail to force out all of the air. Replace the valve cover before storing to ensure safekeeping.

Q: How adjustable is the paddle?

The paddle adjusts up to 15 inches.

Q: What is the height range for the person(s) using the adjustable paddle?

The paddle is designed for users between 4 feet 6 inches and 6 feet 5 inches.

Q: I broke my paddle. What should I do?

Purchase a new paddle or contact us for a replacement.
Contact us via email at: cs@hurleysup.com

Q: Will rocks cause damage to the board?

Bumping into/scraping over rocks will not typically cause immediate damage to an inflatable board, however continuous scraping over time could lead to degradation and potential damage.

Q: Can I use my Hurley board on the river and in whitewater rapids?

The board is suitable for flatwater river use and with the proper training/knowledge, is suitable for moderate whitewater. Users should never attempt paddling in swift-moving water without proper instruction from a certified professional.

Q: Can I take my paddleboard on airplanes?

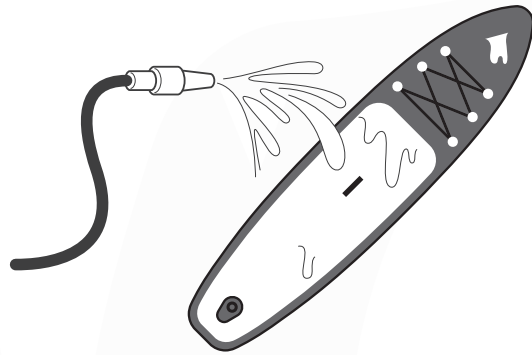
Yes, most airlines will allow you to check your inflatable paddleboard. It's recommended to check with the airline before flying.

Q: Can I transport an inflated board on top of my car?

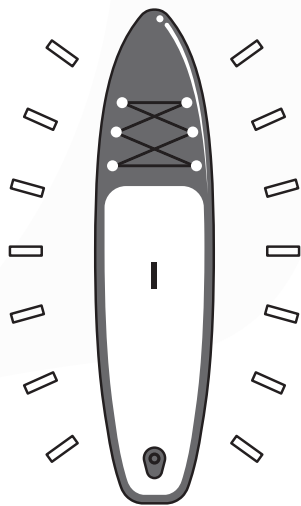
It is safe to travel with an inflated board on top of a car as long as it is securely attached with enough sturdy rope or cam straps and approved vehicle car racks. Make sure the pressure of the board is at least 12 PSI for "on car" transport.

Prolonging The Life of Your SUP

- 1 Always rinse and remove salt water with clean fresh water after use in the ocean.



- 2 Ensure your board is clean and dry before storing for long periods.



PRODUCT REGISTRATION

E.E.I. strongly encourages you to register your purchase. You can register online at www.hurleysup.com. Registering your purchase will allow E.E.I. to better serve you with any of your customer service needs.

WHO CAN SEEK WARRANTY COVERAGE

This warranty is extended by E.E.I. to the owner of this product for personal use only. This warranty does not apply to products used for commercial, rental or re-sale purposes.

WHAT IS COVERED

E.E.I. warrants to the owner that if this product fails within 1 year from the date of purchase on the purchase receipt due to a defect in material or workmanship, E.E.I. will repair or replace the failed product or component part of the product. Shipping and handling charges may apply. Please retain the original purchase receipt for the duration of the warranty period. E.E.I. reserves the right to refuse a warranty repair if proof of purchase cannot be provided. In the event of a warranty claim, please return the product with the original purchase receipt.

WHAT IS NOT COVERED

This warranty does not apply to product that have been used commercially. This warranty does not cover cosmetic changes that do not affect performance, such as discoloration or the effects of the use of abrasives or cleaners. This warranty is only valid if the product is used and maintained in accordance with the instructions, warnings and safeguards contained in the owner's manual. The warranty does not apply in the event of failure to observe the operating or assembly instructions.

E.E.I. will not be responsible for the cost of any unauthorized warranty repairs. NO EMPLOYEE OR REPRESENTATIVE OF E.E.I. IS AUTHORIZED TO MAKE ANY ADDITIONAL WARRANTY OR ANY MODIFICATION TO THIS WARRANTY WHICH MAY BE BINDING UPON E.E.I. ACCORDINGLY, PURCHASER SHOULD NOT RELY UPON ANY ADDITIONAL STATEMENTS MADE BY ANY EMPLOYEE OR REPRESENTATIVE OF E.E.I. IN NO EVENT, WHETHER BASED ON CONTRACT, INDEMNITY, WARRANTY, TORT (INCLUDING NEGLIGENCE), STRICT LIABILITY OR OTHERWISE, SHALL E.E.I. BE LIABLE FOR ANY SPECIAL, INDIRECT, INCIDENTAL OR CONSEQUENTIAL DAMAGES, INCLUDING, WITHOUT LIMITATION, LOSS OF PROFIT OR REVENUE.

Some states do not allow limits on warranties. In such states, the above limitations may not apply to you. Outside the U.S.A. and Canada, other warranties may apply.

For more information, visit www.hurleysup.com

Hurley)(

This product is warranted to be free from defects in materials and workmanship for a period of up to ONE year from the date of purchase. If the product is defective, E.E.I. at its discretion will issue a new, like new, or similar model product excluding any shipping charges. Warranty extends to original purchaser only and is non-transferable. Sales receipt and original packaging materials are required.

Email us at
cs@hurleysup.com
for any unanswered questions.

Designed and Developed by **Hurley**



Get Ready For Adventure!

