

# COMPANION

TRUSTED SINCE 1941

## AEROBREEZE LITHIUM


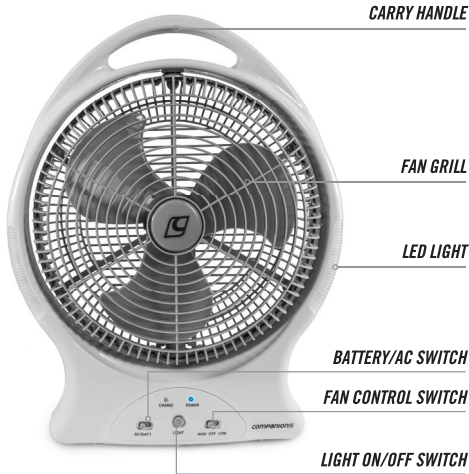
30CM FAN



## OWNERS MANUAL

Part No. 1000074

## UNDERSTANDING YOUR APPLIANCE



## IMPORTANT

- Please read this instruction manual carefully before operating the unit
- Charge the battery for 12 hours before first use or if unit has not been used for a long period of time
- **To maximise battery life, it is recommended to fully charge the battery every three months**

## SAFETY INFORMATION

Place unit in well ventilated area when in use or recharging battery.

Do not attempt to disassemble or replace the batteries.

To be repaired by qualified persons only - contact Customer Service on 1300 555 197.

Do not expose to heat source, rain or submerge in liquid.

If charging cords become damaged, they must be replaced by a qualified person.

This unit is not intended for use by persons (including children) with reduced physical, sensory or mental capabilities or lack of experience and knowledge.

Children must be supervised at all times when around this unit.

**AC CHARGING CABLE**



**DC CHARGING CABLE**





## TO RECHARGE BATTERY

- Step 1.** Ensure unit is switched off prior to charging, installing or replacing battery
- Step 2.** Connect AC Cable or DC Adaptor (included) to the unit
- Step 3.** Red light will be illuminated on unit to indicate battery is charging
- Step 4.** Red light will switch to Green once battery is fully charged



## OPERATION


**AC** - Select AC / **Battery** - Select Battery

**NOTE:** Unit can run from AC or DC, and the battery will continue to charge.



## FAN OPERATION

- Step 1.** To switch on fan and select speed, move switch from "OFF" to "LOW" or "HIGH"
- Step 2.** To switch fan off, move switch to "OFF"



## OSCILLATION OPERATION

- Step 1.** To oscillate fan, loosen oscillating control knob anti-clockwise until fan cover starts to rotate
- Step 2.** To stop fan oscillating, turn oscillating control knob fully clockwise

## CLEANING INSTRUCTIONS

- Step 1.** Ensure unit is switched off and disconnected from a power source before cleaning
- Step 2.** Clean with a damp cloth only
- Step 3.** DO NOT use any abrasive cleaners or harsh chemicals
- Step 4.** Ensure all components are completely dry before storing the unit

## MAINTENANCE

For further information or assistance please contact customer service on 1300 555 197 or email: [service@companionbrands.com.au](mailto:service@companionbrands.com.au)

## SPECIFICATIONS

Part no.	10000074
Size	30cm
Fan run time (High)	4 hours
Fan run time (Low)	5 hours
Battery	7.4V 4000mAh Lithium
AC Input	220 - 240v ~, 50-60Hz
DC Input	DC 12V
Charge Time	8-12 Hours
Dimensions	393L x 163W x 499H mm
Weight (Fan Only)	1.8kg
Pack Contents	1 x 30cm Fan 1 x AC Charging Cable 1 x Car Charger

WARRANTY - For details see [www.companionleisure.com.au/warranty](http://www.companionleisure.com.au/warranty)

Companion® is a registered trademark of  
**Primus Australia Pty Ltd**

Designed & Imported by:  
**Adventure Trading Australia Pty Ltd**  
71 Charles Ulm Place,  
Eagle Farm, QLD 4009  
AUSTRALIA



Made in China