

Floor stand

for speakers and streamers




INTRODUCTION

Welcome to the world of Electrocompaniet! This speaker stand is specially designed for the EC Living products and is able to hold both TANA speakers or RENA streamers. Please follow the installation guide and read the safety instructions before use.

PACKAGE CONTENT:

- 1 or 2 pcs. Speaker stand (Check the sign on the box for quantity)
- 4 pcs. Self Adhesive rubber feet.
- 1pc. Installation Guide
- 2pcs. Self Adhesive silicone feet.

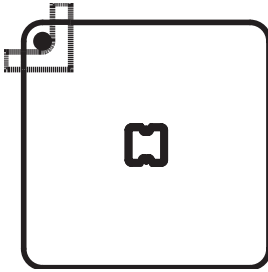


UNPACKING

Immediately after receiving the Speaker stand, inspect the carton for possible damage during shipment. The carton and packaging have been designed to provide the safest possible protection for transport of your Speaker stand. Unpack the unit carefully. Save all packaging materials for possible future shipments.

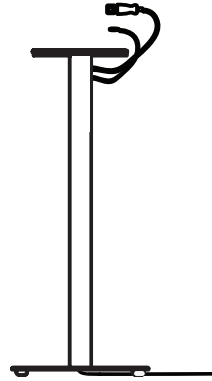
SPEAKER PLACEMENT INSTRUCTIONS

- 1.** Cut out the feet placement template from page 7.



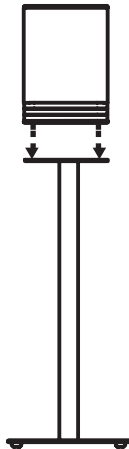
Place the template at the corners and glue the supplied feet.

- 2.** Turn the stand upside down and feed the cables through the stand.

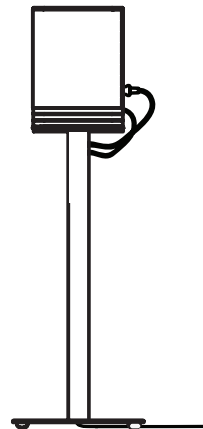


- 3.** Glue 2 additional silicone feet at the bottom rear side corners of your TANA speaker.

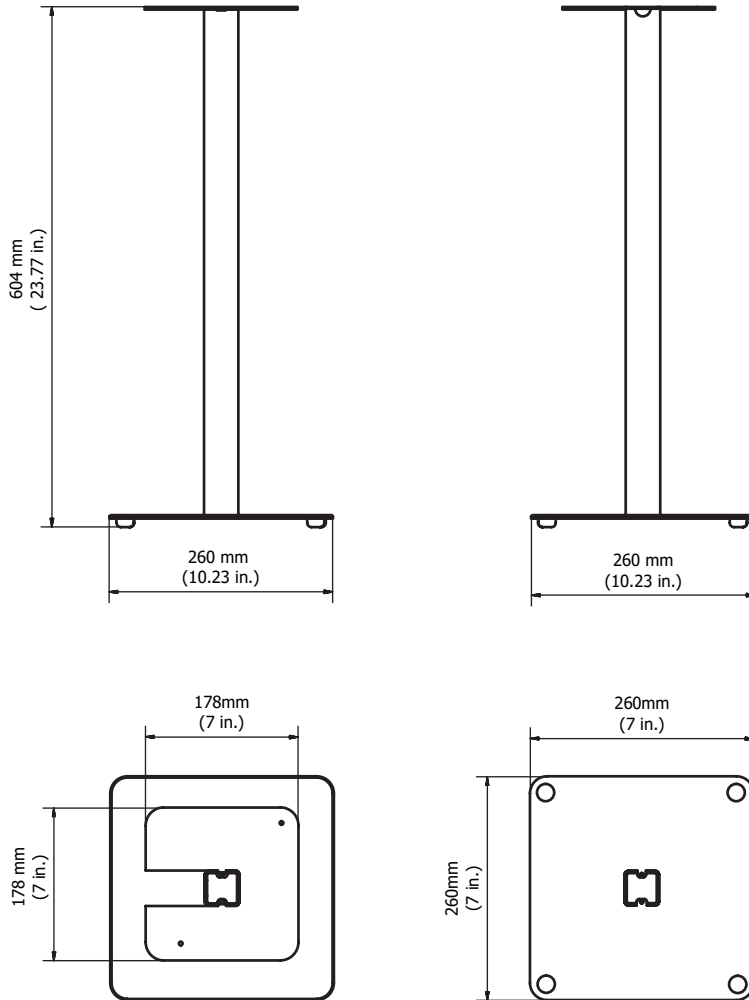
Place the speaker or streamer on the top of the stand. (Don't remove the feets from the speaker and don't use any screws.)



- 4.** Connect the cables.



TECHNICAL SPECIFICATIONS



Dimensions

Width: 260 mm - 10.23 inches

Depth: 260 mm - 10.23 inches

Height: 604 mm - 23.77 inches

Weight: 5 Kg/11 lbs per stand.

IF SERVICE IS NEEDED

Your dealer will have all relevant information regarding the service centers in your area, and will ensure that your unit is serviced with minimum delay. It is our general policy to have your unit returned to you within five working days. This is an average time, and can vary locally, depending on the workload at that particular service station. If, for some reason, there are no service facilities available in your country, please ship the unit to the following address:

Electrocompaniet AS,
Teknologivegen 2,
N-4120 Tau,
Norway
Web: www.electrocompaniet.com

Service department: support.electrocompaniet.com

The end user is responsible for all shipping charges, insurance, re-importation and duty charges.

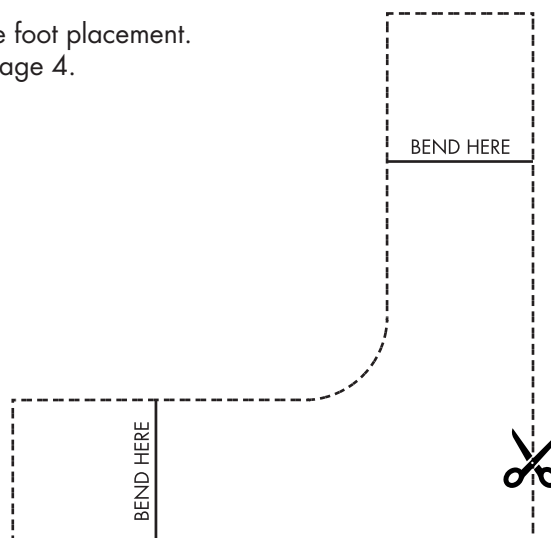
When shipping a product to the factory for service, always include the following:

1. A sales slip or other proof of purchase if repair is claimed under warranty.
2. A proforma invoice with value of goods, stating that the Speaker stand is returned to Norway for repair.
3. An accompanying letter describing faults, symptoms, or problems with the unit.
4. Always ship the unit in its original carton and packaging material to prevent damage in transit.

Electrocompaniet will not cover damages incurred in transit. If you require further information concerning the operation of the unit, or if you have any questions related to service, please do not hesitate to contact your dealer or your national distributor.

FEET PLACEMENT TEMPLATE

Cut out the template for the foot placement.
Follow the instructions at page 4.



WARNING!

Every effort has been taken to make our stand solid and sturdy. However, the stand is very top heavy when a Tana is placed on top of it, which poses a safety risk for falling over. Please ensure that no children have access to the stands, use them to get up or move around them on the floor. In short, make sure the stands are kept out of the reach of babies and small children. By utilizing these stands, you agree that it is your sole responsibility to ensure the safe use of this stand. Electrocompaniet AS will not take any responsibility for the use and safety of this stand after purchase. This does not affect your rights in terms of replacement of faulty goods.



ELECTROCOMPANIET

If music *really* matters™

DEALER
STICKER
HERE

LOCAL DEALER

www.electrocompaniet.com

Made in Norway

REV 2.1 May 2021