



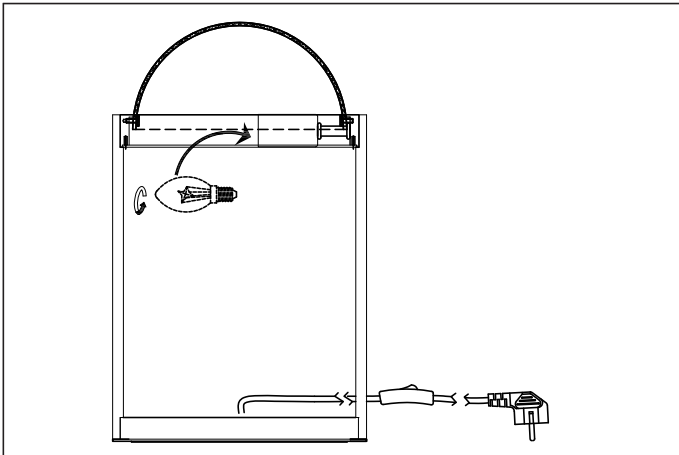
Item type
Table Lamp
Item name
Hayward

Attention!
Do not connect your luminaire to electricity until it is fully assembled.

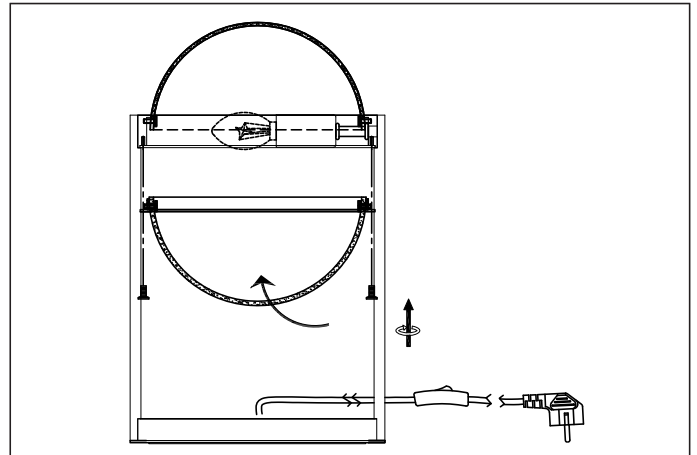
Care instructions:
Dust regularly and clean with a soft dry cloth. Do not use chemicals or abrasive cleaning materials.

Eichholtz B.V.
Delfweg 52
2211 VN Noordwijkerhout
The Netherlands

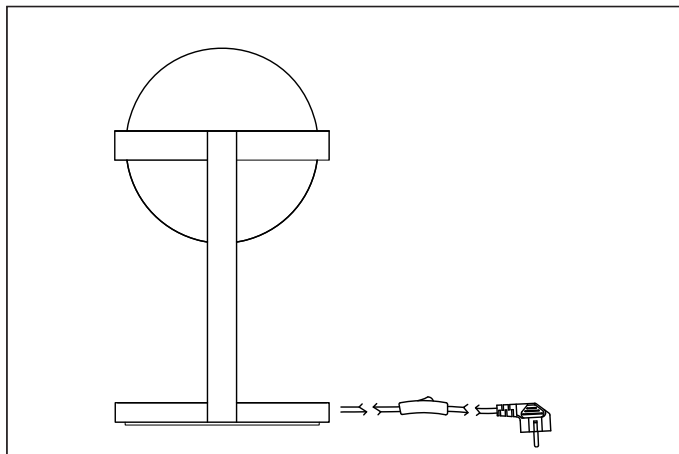
🏠 www.eichholtz.com
✉ service@eichholtz.com
☎ +31 (0)252 515 850



1. Place the bulb (E14).



2. Place the bottom glass half sphere. Align the holes and fix it with the two screws.



3. Your Table Lamp is ready to be used.