

Item type
Desk Table

Item name
Desk Larsen

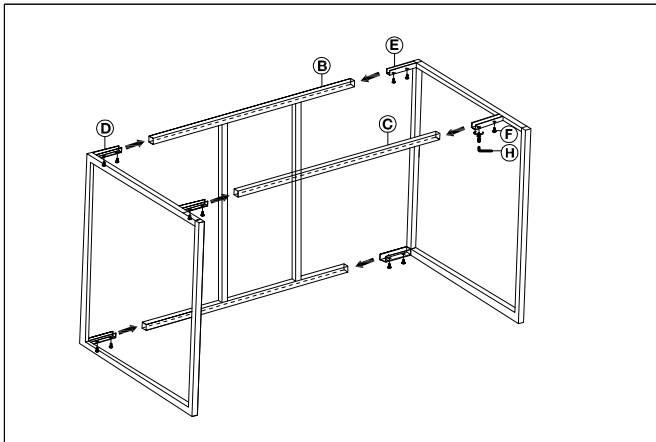
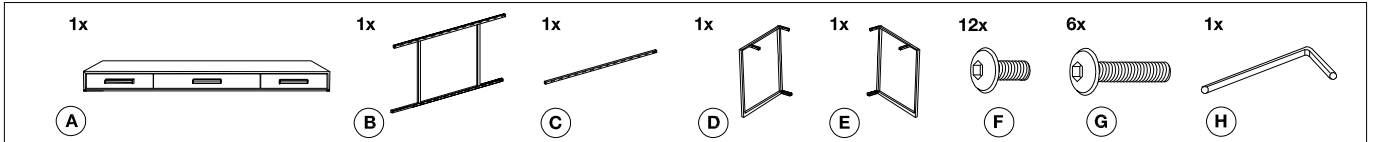
Item no
114215

Attention! Place the item on a soft material on the floor before starting with the assembly, to prevent the item from being damaged.

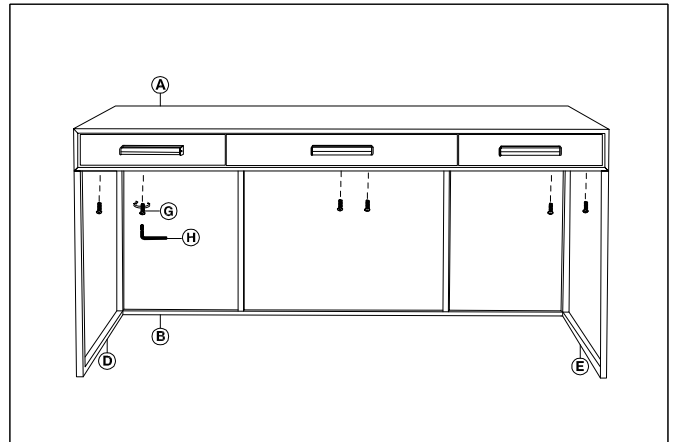
Care instructions:
Dust regularly and clean with a soft dry cloth. Remove spills immediately as moisture can cause the veneer to peel off the surface.

Eichholtz B.V.
Delfweg 52
2211 VN Noordwijkerhout
The Netherlands

🏠 www.eichholtz.com
✉ service@eichholtz.com
☎ +31 (0)252 515 850



1. Assemble the frame as illustrated using bolts F and the allen key (H).



2. Place the table top on the frame and fix it to the frame using bolts G and the allen key (H).