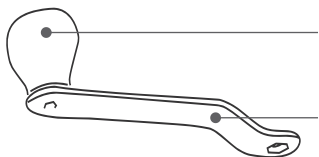


HONG
SPICES

MINI GRINDER

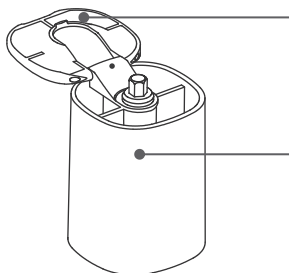
*Thank you for choosing our product.
Please read this user instruction
carefully before use.*

PRODUCT STRUCTURE AND FEATURES



Handle attached with knob allows user to grind peppercorns effortlessly.

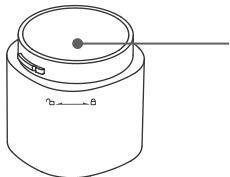
Handle made of Stainless Steel.



Hopper cap made of PP(Polypropylene) material.

Note: Hopper cap only can be opened when Handle is placed on the designated position.

Hopper (contains multiple precision parts)
Rotary shaft is supported with two washer, upper and lower part.
Grinder burrs are made of ceramic while
Grinder burr holder is made of PC (Polycarbonates).



Catcher made of PC (Polycarbonates) materials.

Note: Turn clockwise to detach catcher from hopper and vice versa.
(labelled on the Catcher container)

OPERATING INSTRUCTIONS

Grinder

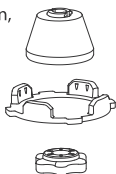
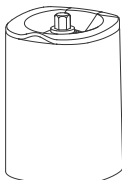
Fine and Coarse Setting

- ❖ Choose your preferable grinding setting beforehand. Nut shown above is for fine and coarse adjustment.
- ❖ Clockwise for fine and anti-clockwise for coarse setting.



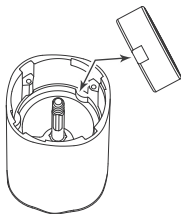
Cleaning Guide

- ❖ Loosen adjustment nut. Remove inner burr carefully and clean thoroughly. Be careful not to drop the ceramic burr.
- ❖ After cleaning, assemble parts in reverse direction. Note: Upon installation, align inner burr with the gap to fit in position. Do not dismantle the spring, washers and the rotary shaft. This might permanently damage the grinder.



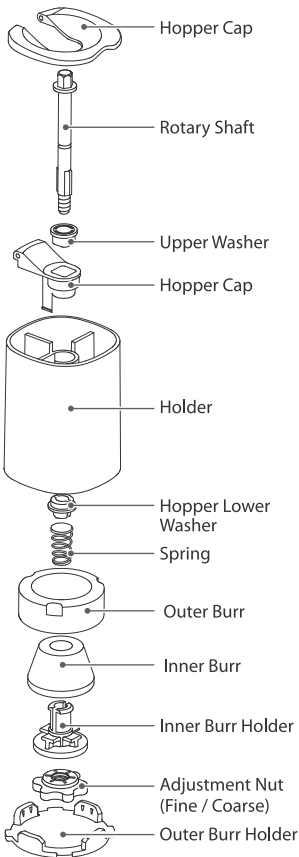
Inner Burr Gap

(align with hopper to fit in position)



Attention:

Grinder burrs are made of ceramic material. Please handle with care.



PRECAUTION

- ❖ You may clean the Mini Peppercorn Grinder with sponge and detergent before usage for better quality taste.
- ❖ Keep away from heat as they might cause the unit to deform and discolor. Store in room temperature.
- ❖ Do not store ground pepper in the catcher for days, it will spoil the quality taste of pepper.