


A P P A R A T U S



SMALL, AGED BRASS / SMOKED GLASS

SIGNAL Y : PENDANT

REFERENCE	SATELLITE COMMUNICATION FRESNEL LENS ERWIN BLUMENFELD - PORTRAITS THROUGH GLASS
COMPOSITION	PRESSED GLASS BRASS ARMATURE

A P P A R A T U S




LARGE, OIL-RUBBED BRONZE / CLEAR GLASS

A P P A R A T U S



TARNISHED SILVER / SMOKED GLASS



TARNISHED SILVER / SMOKED GLASS

A P P A R A T U S

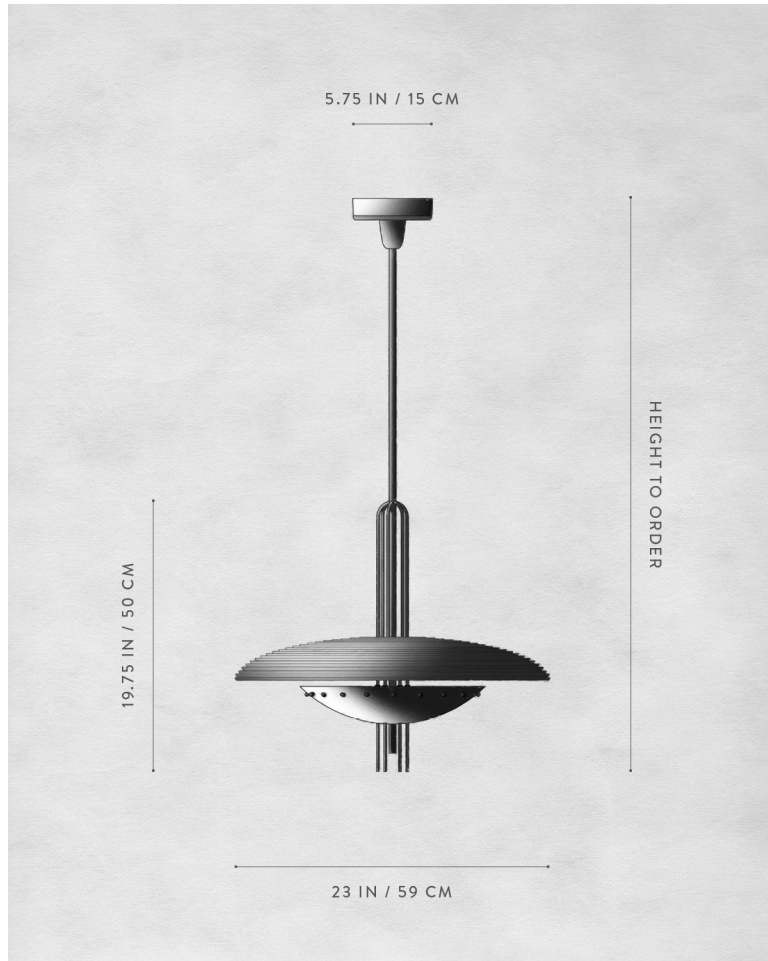


AGED BRASS



LARGE, OIL-RUBBED BRONZE / SMOKED GLASS

A P P A R A T U S



SIGNAL Y : PENDANT LARGE

DIMENSIONS

Ø 23 IN
Ø 59 CM

WEIGHT

HEIGHT TO ORDER
APPROX. 30 LBS / 13 KG

PRICE

FROM \$9800

MINIMUM HEIGHT INCLUDES

30 IN
85 IN

VOLTAGE

120-240

LAMPING

ETL / CB / CE / UKCA
25W DIMMABLE LED
1800K-3000K WARM DIM
2380 LUMENS
DIMMING 120V : TRIAC, ELV, 0-10V
DIMMING 240V : ELV, 0-10V

DRIVER LIFE

50,000 HOURS

DEPOSIT

50% UPON ORDER

BALANCE

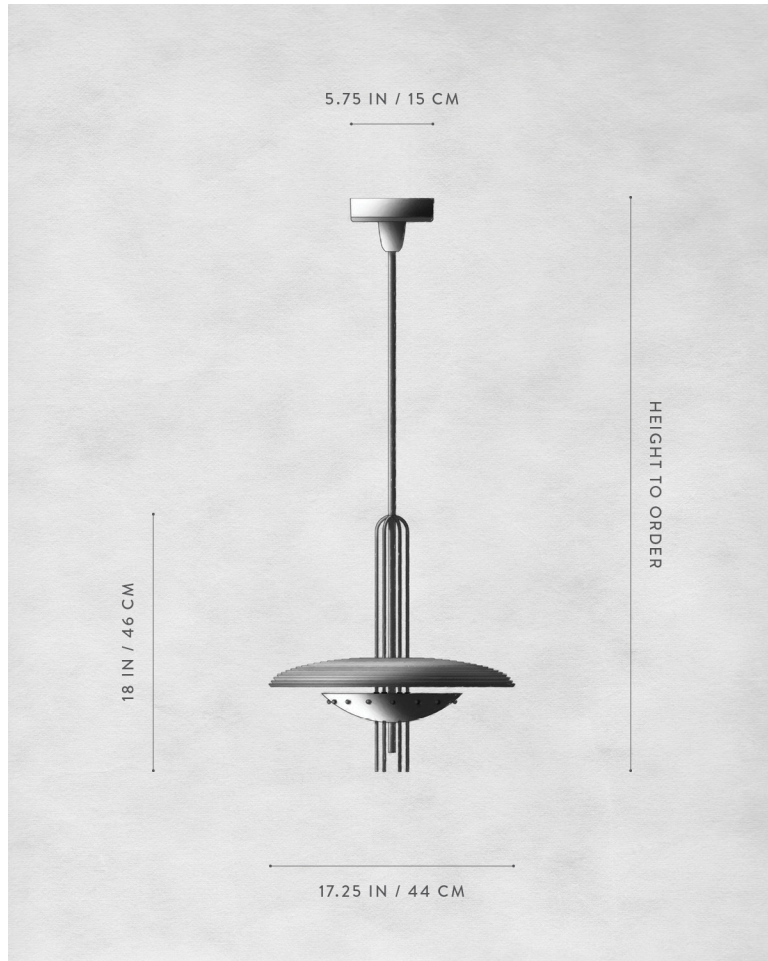
DUE PRIOR TO SHIPPING

LEAD TIME

PLEASE REFER TO WEBSITE

FINISHED AND ASSEMBLED BY HAND IN NY
DOMESTIC AND IMPORTED COMPONENTS

A P P A R A T U S



SIGNAL Y : PENDANT SMALL


DIMENSIONS	Ø 17.25 IN Ø 44 CM HEIGHT TO ORDER
WEIGHT	APPROX. 17 LBS / 8 KG
PRICE	FROM \$7700
MINIMUM HEIGHT INCLUDES	28 IN 85 IN
VOLTAGE	120-240 ETL / CB / CE / UKCA
LAMPING	15W DIMMABLE LED 1800K-3000K WARM DIM 1320 LUMENS DIMMING 120V : TRIAC, ELV, 0-10V DIMMING 240V : ELV, 0-10V
DRIVER LIFE	50,000 HOURS
DEPOSIT	50% UPON ORDER
BALANCE	DUE PRIOR TO SHIPPING
LEAD TIME	PLEASE REFER TO WEBSITE

FINISHED AND ASSEMBLED BY HAND IN NY
DOMESTIC AND IMPORTED COMPONENTS

A P P A R A T U S




GLASS : CLEAR




GLASS : SMOKED



AGED BRASS



OIL-RUBBED BRONZE



BLACKENED BRASS



TARNISHED SILVER

SIGNAL Y : PENDANT

GLASS

CLEAR
SMOKED

METAL

AGED BRASS [WAXED]
OIL-RUBBED BRONZE [WAXED]
BLACKENED BRASS [WAXED]
TARNISHED SILVER [LACQUERED] ADD 35%