


A P P A R A T U S



SERIES : CIRCUIT

A P P A R A T U S



AGED BRASS

CIRCUIT : 1

REFERENCE

RHYTHM AND SYNCOPATION
HALSTON
AFTERGLOW

COMPOSITION

GLOWING GLASS CAPSULE
BRASS SHADE AND ARMATURE

A P P A R A T U S




AGED BRASS



AGED BRASS

A P P A R A T U S



DIMENSIONS

CIRCUIT : 1

18 H, 5.5 W, 3.5 D IN

WEIGHT

46 H, 14 W, 9 D CM

APPROX. 5 LBS / 2 KG

PRICE

FROM \$2800

FROM \$3200 FOR TWO-TONE SHADES

TWO-TONE IS AGED BRASS SHADE INTERIOR
WITH BLACKENED BRASS SHADE EXTERIOR

VOLTAGE

120-240

UL / CE

LAMPING

16W DIMMABLE LED

1700 LUMENS

2700K

DRIVER LIFE

50,000 HOURS

DEPOSIT

50% UPON ORDER

BALANCE


PRIOR TO SHIPPING

LEAD TIME

PLEASE REFER TO WEBSITE

FINISHED AND ASSEMBLED BY HAND IN NY
DOMESTIC AND IMPORTED COMPONENTS

A P P A R A T U S



AGED BRASS

CIRCUIT : 2 SURFACE

REFERENCE

RHYTHM AND SYNCOPATION
HALSTON
AFTERGLOW

COMPOSITION


GLOWING GLASS CAPSULE
BRASS SHADE AND ARMATURE

A P P A R A T U S



OIL-RUBBED BRONZE

A P P A R A T U S



DIMENSIONS

CIRCUIT : 2 SURFACE

18 H, 21 W, 5.75 D IN

46 H, 53 W, 15 D CM

WEIGHT

APPROX. 10 LBS / 5 KG

PRICE

FROM \$5000

FROM \$5800 FOR TWO-TONE SHADES

TWO-TONE IS AGED BRASS SHADE INTERIOR
WITH BLACKENED BRASS SHADE EXTERIOR

VOLTAGE

120-240

UL / CE

LAMPING

2 X 16W DIMMABLE LED

1700 LUMENS EACH

2700K

DRIVER LIFE

50,000 HOURS

DEPOSIT

50% UPON ORDER

BALANCE

PRIOR TO SHIPPING

LEAD TIME

PLEASE REFER TO WEBSITE

FINISHED AND ASSEMBLED BY HAND IN NY
DOMESTIC AND IMPORTED COMPONENTS

A P P A R A T U S



AGED BRASS

CIRCUIT : 3 SURFACE

REFERENCE

RHYTHM AND SYNCOPATION
HALSTON
AFTERGLOW

COMPOSITION

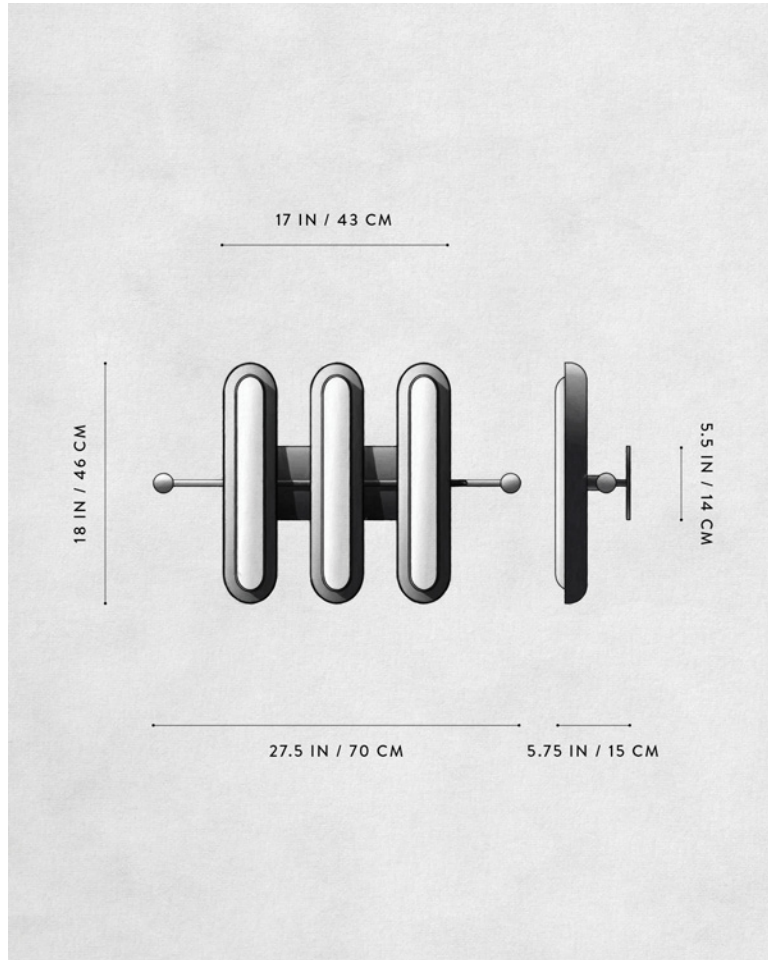
GLOWING GLASS CAPSULE
BRASS SHADE AND ARMATURE

A P P A R A T U S



OIL-RUBBED BRONZE

A P P A R A T U S



	CIRCUIT : 3 SURFACE
DIMENSIONS	18 H, 27.5 W, 5.75 D IN 46 H, 70 W, 15 D CM
WEIGHT	APPROX. 15 LBS / 7 KG
PRICE	FROM \$7200 FROM \$8400 FOR TWO-TONE SHADES TWO-TONE IS AGED BRASS SHADE INTERIOR WITH BLACKENED BRASS SHADE EXTERIOR
VOLTAGE	120-240 UL / CE
LAMPING	3 X 16W DIMMABLE LED 1700 LUMENS EACH 2700K
DRIVER LIFE	50,000 HOURS
DEPOSIT	50% UPON ORDER
BALANCE	PRIOR TO SHIPPING
LEAD TIME	PLEASE REFER TO WEBSITE
	FINISHED AND ASSEMBLED BY HAND IN NY DOMESTIC AND IMPORTED COMPONENTS

A P P A R A T U S



AGED BRASS

CIRCUIT : 2 PENDANT VERTICAL

REFERENCE	RHYTHM AND SYNCOPATION HALSTON AFTERGLOW
COMPOSITION	GLOWING GLASS CAPSULE BRASS SHADE AND ARMATURE

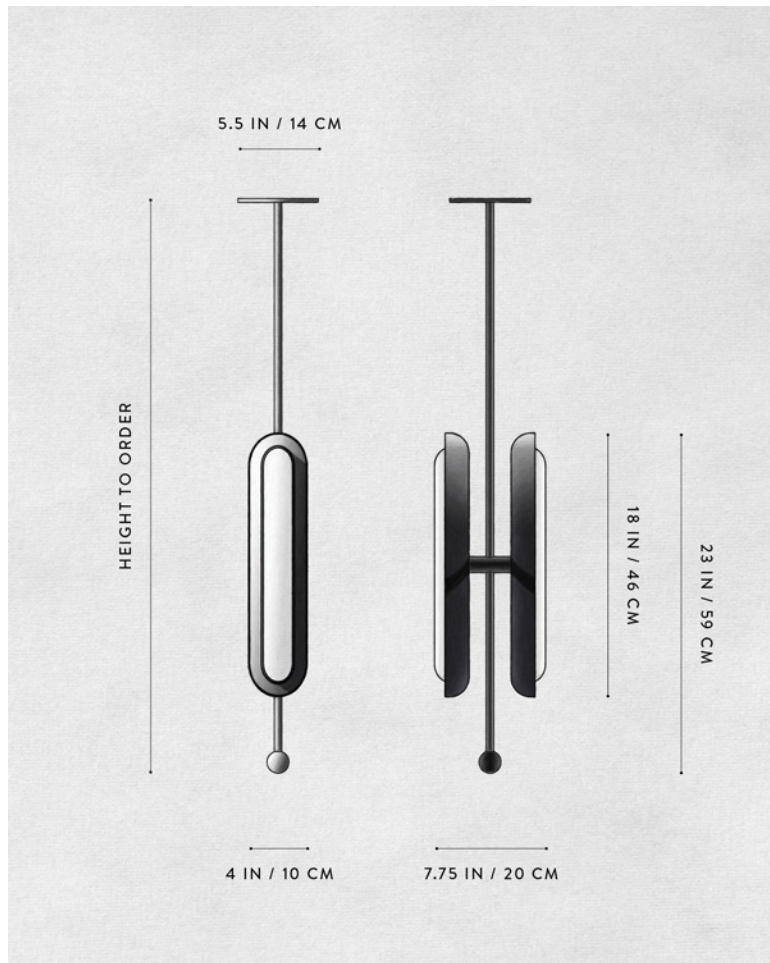
A P P A R A T U S



CIRCUIT : 2 PENDANT VERTICAL, AGED BRASS

CIRCUIT : 2 PENDANT HORIZONTAL, AGED BRASS

A P P A R A T U S



CIRCUIT: 2 PENDANT VERTICAL

DIMENSIONS

4 W, 7.75 D IN

10 W, 20 D CM

HEIGHT TO ORDER

APPROX. 10 LBS / 5 KG

WEIGHT

PRICE

FROM \$5000

FROM \$5800 FOR TWO-TONE SHADES

TWO-TONE IS AGED BRASS SHADE INTERIOR

WITH BLACKENED BRASS SHADE EXTERIOR

MINIMUM HEIGHT

28 IN

INCLUDES

60 IN

ADD HEIGHT

\$10 / IN

VOLTAGE

120-240

UL / CE

LAMPING

2 X 16W DIMMABLE LED

1700 LUMENS EACH

2700K

DRIVER LIFE

50,000 HOURS

DEPOSIT

50% UPON ORDER

BALANCE

PRIOR TO SHIPPING


LEAD TIME

PLEASE REFER TO WEBSITE

FINISHED AND ASSEMBLED BY HAND IN NY

DOMESTIC AND IMPORTED COMPONENTS

A P P A R A T U S

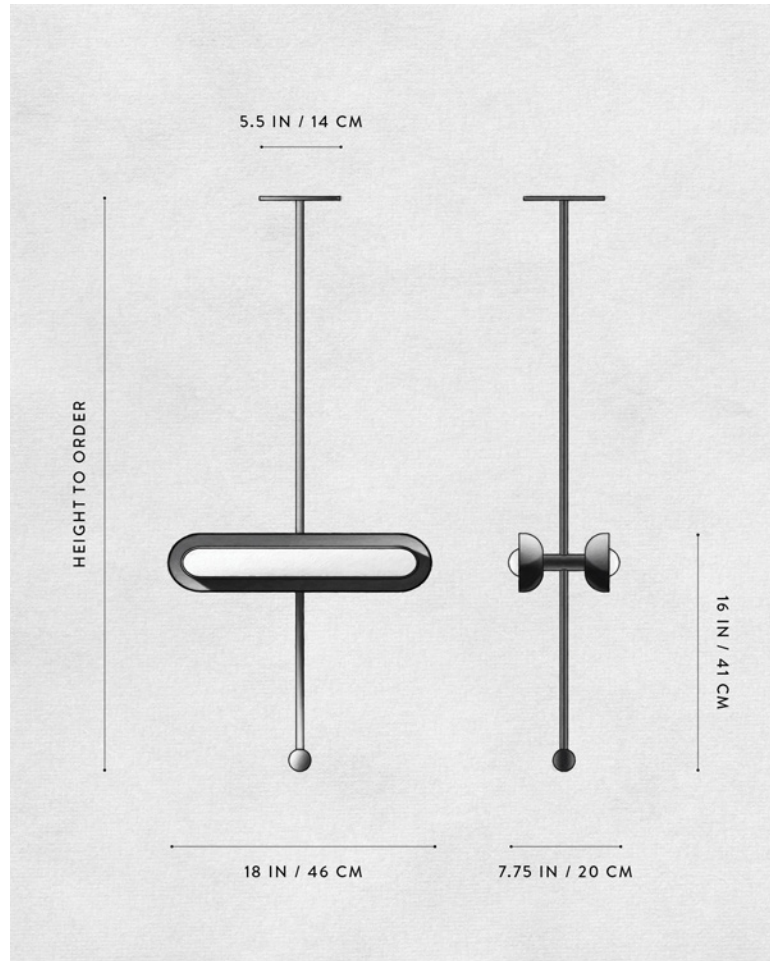


AGED BRASS

CIRCUIT : 2 PENDANT HORIZONTAL

REFERENCE	RHYTHM AND SYNCOPATION HALSTON AFTERGLOW
COMPOSITION	GLOWING GLASS CAPSULE BRASS SHADE AND ARMATURE

A P P A R A T U S



CIRCUIT: 2 PENDANT HORIZONTAL

DIMENSIONS

18 W, 7.75 D IN

46 W, 20 D CM

WEIGHT

HEIGHT TO ORDER

APPROX. 10 LBS / 5 KG

PRICE

FROM \$5000

FROM \$5800 FOR TWO-TONE SHADES

TWO-TONE IS AGED BRASS SHADE INTERIOR

WITH BLACKENED BRASS SHADE EXTERIOR

MINIMUM HEIGHT

24 IN

INCLUDES

60 IN

ADD HEIGHT

\$10 / IN

VOLTAGE

120-240

UL / CE

LAMPING

2 X 16W DIMMABLE LED

1700 LUMENS EACH

2700K

DRIVER LIFE

50,000 HOURS

DEPOSIT

50% UPON ORDER

BALANCE

PRIOR TO SHIPPING

LEAD TIME

PLEASE REFER TO WEBSITE

FINISHED AND ASSEMBLED BY HAND IN NY

DOMESTIC AND IMPORTED COMPONENTS

A P P A R A T U S



BLACKENED BRASS / AGED BRASS / TWO-TONE

CIRCUIT : 3 PENDANT

REFERENCE

RHYTHM AND SYNCOPATION
HALSTON
AFTERGLOW

COMPOSITION

GLOWING GLASS CAPSULE
BRASS SHADE AND ARMATURE

A P P A R A T U S

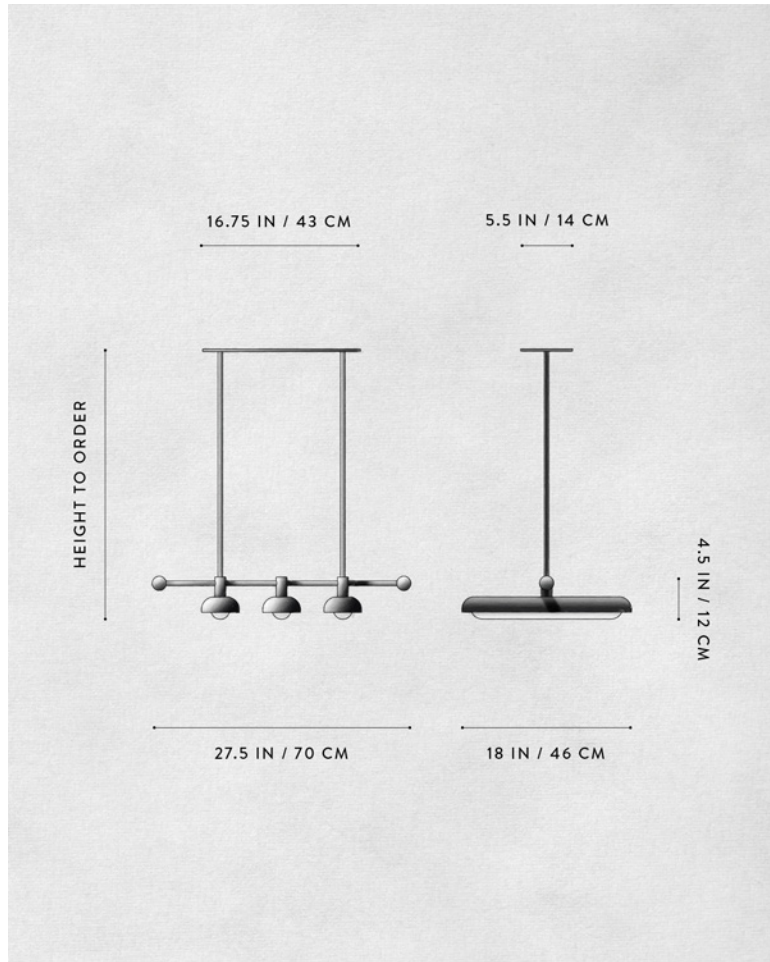


AGED BRASS



TARNISHED SILVER

A P P A R A T U S



CIRCUIT: 3 PENDANT

DIMENSIONS

27.5 W, 18 D IN

70 W, 46 D CM

WEIGHT

HEIGHT TO ORDER

APPROX. 15 LBS / 7 KG

PRICE

FROM \$7800

FROM \$9000 FOR TWO-TONE SHADES

TWO-TONE IS AGED BRASS SHADE INTERIOR

WITH BLACKENED BRASS SHADE EXTERIOR

MINIMUM HEIGHT

7 IN

INCLUDES

60 IN

ADD HEIGHT

\$20 / IN

VOLTAGE

120-240

UL / CE

LAMPING

3 X 16W DIMMABLE LED

1700 LUMENS EACH

2700K

DRIVER LIFE

50,000 HOURS

DEPOSIT

50% UPON ORDER

BALANCE

PRIOR TO SHIPPING

LEAD TIME

PLEASE REFER TO WEBSITE

FINISHED AND ASSEMBLED BY HAND IN NY

DOMESTIC AND IMPORTED COMPONENTS

A P P A R A T U S



TWO-TONE

CIRCUIT : 4 VERTICAL

REFERENCE

RHYTHM AND SYNCOPATION
HALSTON
AFTERGLOW

COMPOSITION

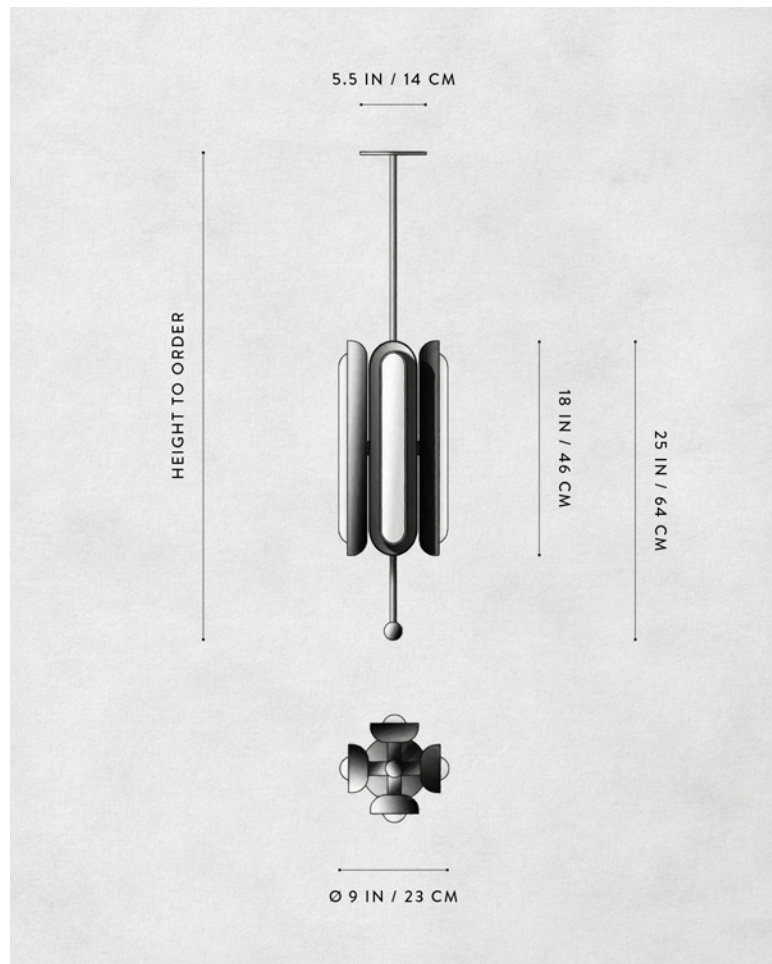
GLOWING GLASS CAPSULE
BRASS SHADE AND ARMATURE

A P P A R A T U S



TWO-TONE

A P P A R A T U S



DIMENSIONS

CIRCUIT: 4 VERTICAL

Ø 9 IN
Ø 23 CM

WEIGHT

HEIGHT TO ORDER
APPROX. 30 LBS / 14 KG

PRICE

FROM \$8300
FROM \$9900 FOR TWO-TONE SHADES
TWO-TONE IS AGED BRASS SHADE INTERIOR
WITH BLACKENED BRASS SHADE EXTERIOR

MINIMUM HEIGHT

30 IN

INCLUDES

60 IN

ADD HEIGHT

\$10 / IN

VOLTAGE

120-240
UL / CE

LAMPING

4 X 16W DIMMABLE LED
1700 LUMENS EACH
2700K

DRIVER LIFE

50,000 HOURS

DEPOSIT

50% UPON ORDER

BALANCE


PRIOR TO SHIPPING

LEAD TIME

PLEASE REFER TO WEBSITE

FINISHED AND ASSEMBLED BY HAND IN NY
DOMESTIC AND IMPORTED COMPONENTS

A P P A R A T U S



TARNISHED SILVER

CIRCUIT : 4 ALTERNATING

REFERENCE

RHYTHM AND SYNCOPATION
HALSTON
AFTERGLOW

COMPOSITION

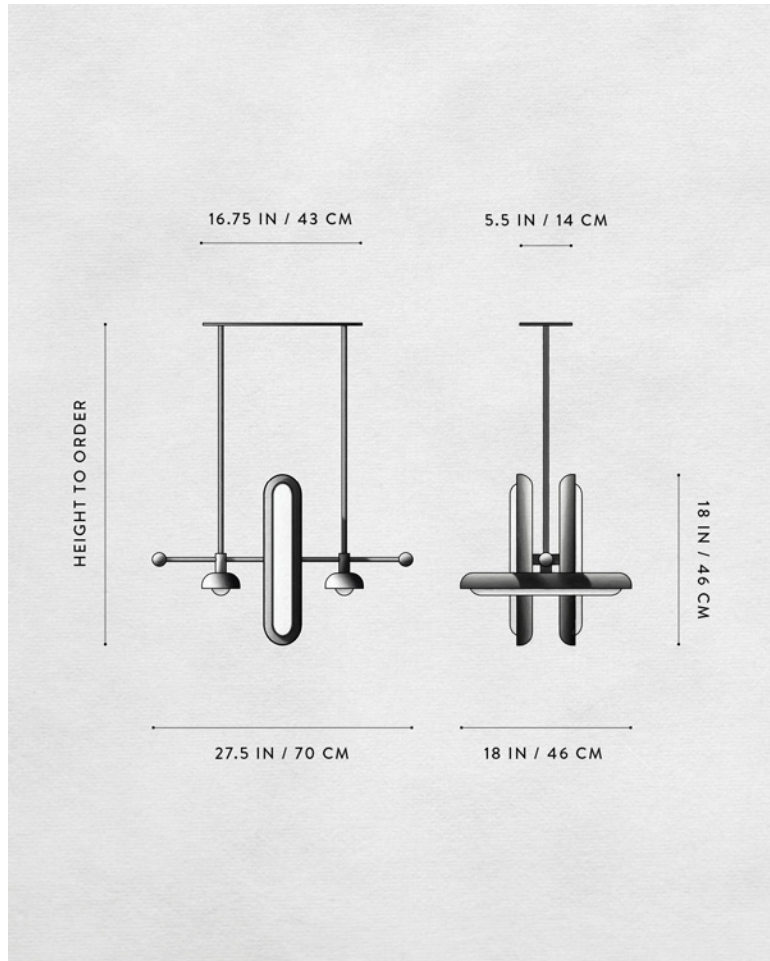
GLOWING GLASS CAPSULE
BRASS SHADE AND ARMATURE

A P P A R A T U S



TARNISHED SILVER

A P P A R A T U S



DIMENSIONS

CIRCUIT: 4 ALTERNATING

27.5 W, 18 D IN

70 W, 46 D CM

HEIGHT TO ORDER

WEIGHT

APPROX. 30 LBS / 14 KG

PRICE

FROM \$9000

FROM \$10600 FOR TWO-TONE SHADES

TWO-TONE IS AGED BRASS SHADE INTERIOR

WITH BLACKENED BRASS SHADE EXTERIOR

MINIMUM HEIGHT

24 IN

INCLUDES

60 IN

ADD HEIGHT

\$20 / IN

VOLTAGE

120-240

UL / CE

LAMPING

4 X 16W DIMMABLE LED

1700 LUMENS EACH

2700K

DRIVER LIFE

50,000 HOURS

DEPOSIT

50% UPON ORDER

BALANCE

PRIOR TO SHIPPING


LEAD TIME

PLEASE REFER TO WEBSITE

FINISHED AND ASSEMBLED BY HAND IN NY

DOMESTIC AND IMPORTED COMPONENTS

A P P A R A T U S



AGED BRASS

CIRCUIT : 6

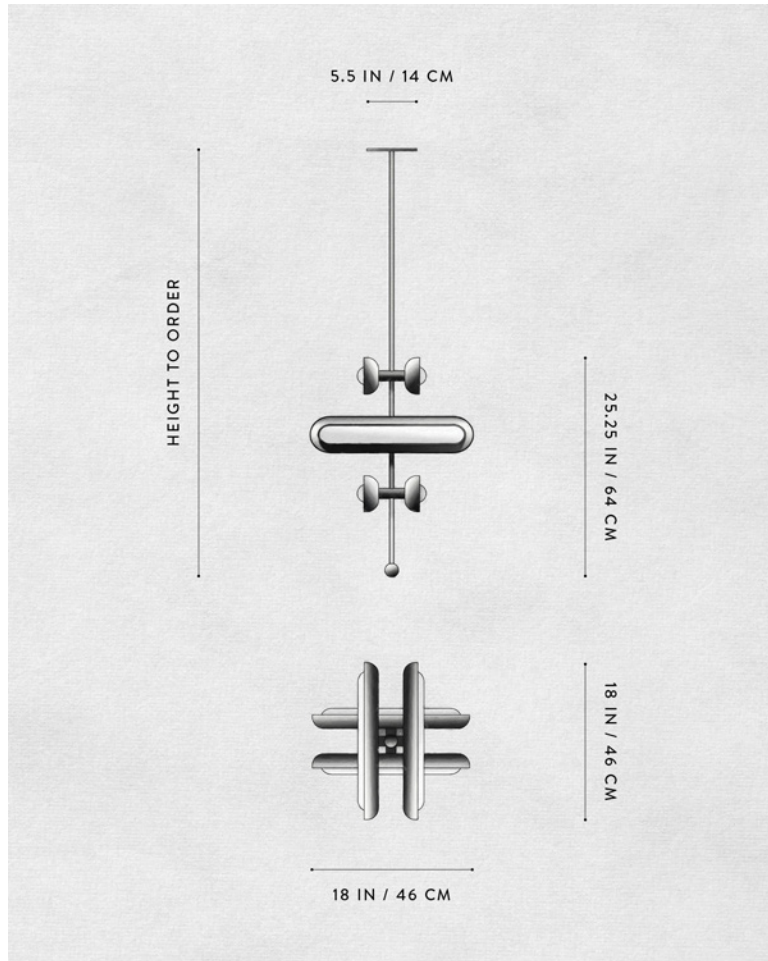
REFERENCE	RHYTHM AND SYNCOPATION HALSTON AFTERGLOW
COMPOSITION	GLOWING GLASS CAPSULE BRASS SHADE AND ARMATURE

A P P A R A T U S



AGED BRASS

A P P A R A T U S



DIMENSIONS

CIRCUIT : 6

Ø 18 IN

Ø 46 CM

HEIGHT TO ORDER

WEIGHT

APPROX. 45 LBS / 21 KG

PRICE

FROM \$11000

FROM \$13000 FOR TWO-TONE SHADES

TWO-TONE IS AGED BRASS SHADE INTERIOR

WITH BLACKENED BRASS SHADE EXTERIOR

MINIMUM HEIGHT

32 IN

INCLUDES

60 IN

ADD HEIGHT

\$10 / IN

VOLTAGE

120-240

UL / CE

LAMPING

6 X 16W DIMMABLE LED

1700 LUMENS EACH

2700K

DRIVER LIFE

50,000 HOURS

DEPOSIT

50% UPON ORDER

BALANCE

PRIOR TO SHIPPING

LEAD TIME

PLEASE REFER TO WEBSITE

FINISHED AND ASSEMBLED BY HAND IN NY

DOMESTIC AND IMPORTED COMPONENTS

A P P A R A T U S



TWO-TONE

CIRCUIT : 7

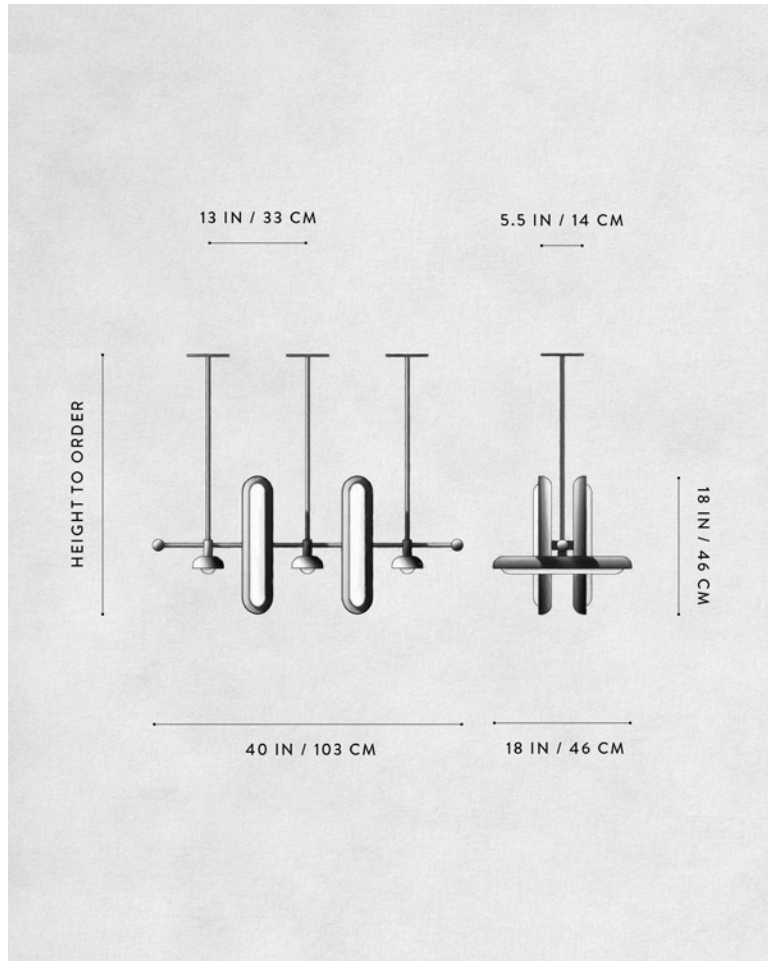
REFERENCE

RHYTHM AND SYNCOPATION
HALSTON
AFTERGLOW

COMPOSITION

GLOWING GLASS CAPSULE
BRASS SHADE AND ARMATURE

A P P A R A T U S



DIMENSIONS

CIRCUIT: 7

40 W, 18 D IN
103 W, 46 D CM
HEIGHT TO ORDER
APPROX. 55 LBS / 25 KG

WEIGHT

PRICE

FROM \$14000
FROM \$16800 FOR TWO-TONE SHADES
TWO-TONE IS AGED BRASS SHADE INTERIOR
WITH BLACKENED BRASS SHADE EXTERIOR

MINIMUM HEIGHT

24 IN

INCLUDES

60 IN

ADD HEIGHT

\$30 / IN

VOLTAGE

120-240

LAMPING

7 X 16W DIMMABLE LED

1700 LUMENS EACH

2700K

DRIVER LIFE

50,000 HOURS

DEPOSIT

50% UPON ORDER

BALANCE

PRIOR TO SHIPPING

LEAD TIME


PLEASE REFER TO WEBSITE

FINISHED AND ASSEMBLED BY HAND IN NY
DOMESTIC AND IMPORTED COMPONENTS

A P P A R A T U S




AGED BRASS



OIL-RUBBED BRONZE



BLACKENED BRASS



TARNISHED SILVER

METAL

CIRCUIT

AGED BRASS [WAXED]
OIL-RUBBED BRONZE [WAXED]
BLACKENED BRASS [WAXED]
TARNISHED SILVER [LACQUERED] ADD 35%