


A P P A R A T U S



SERIES : ARROW

A P P A R A T U S



AGED BRASS

ARROW

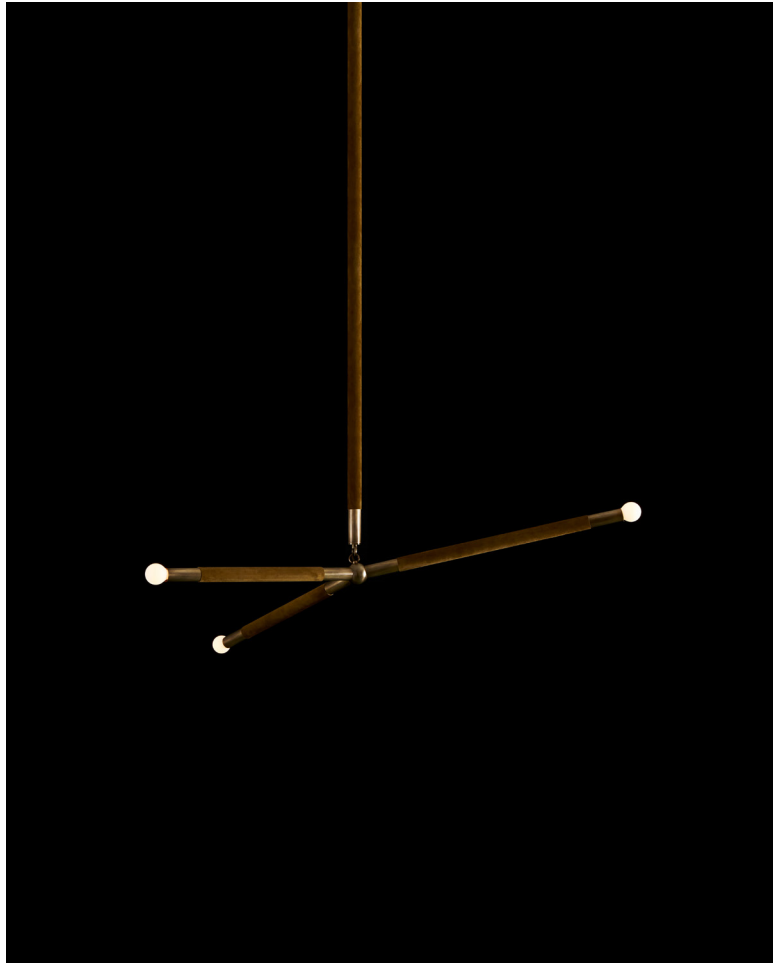
REFERENCE

THE SENSUAL VERSUS THE MACHINE MADE
CONSTELLATION SAGITTA


COMPOSITION

ROBUST TUBULAR BRASS
OPTIONAL HAND-WRAPPED LEATHER OR SUEDE
COUNTER-BALANCED BY INTERNAL WEIGHTS

A P P A R A T U S

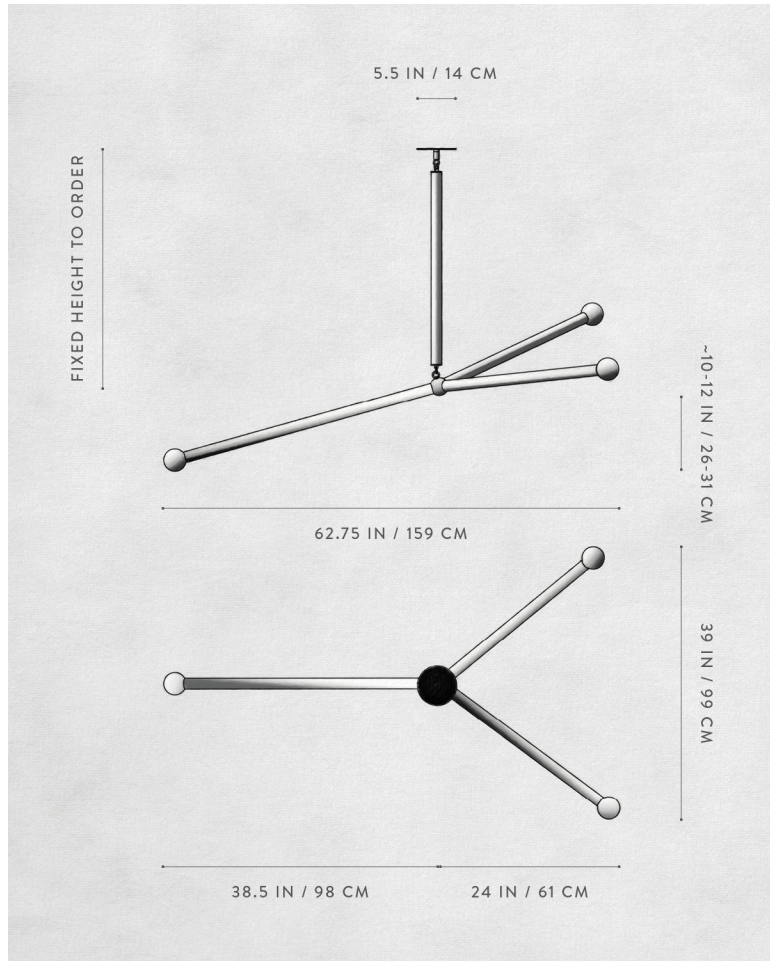


ARROW : SMALL, AGED BRASS / BRONZE SUEDE



ARROW : INSTALLATION, BLACKENED BRASS | TARNISHED SILVER / PEWTER SUEDE

A P P A R A T U S



ARROW : LARGE

DIMENSIONS

39 W, 62.75 L IN
99 W, 159 L CM

WEIGHT

HEIGHT TO ORDER
APPROX. 30 LBS / 14 KG

PRICE

FROM \$6000 BRASS
FROM \$7000 W/ LEATHER OR SUEDE

**MINIMUM HEIGHT INCLUDES
ADD HEIGHT**

15 IN
60 IN
\$10 / IN BRASS
\$30 / IN LEATHER

VOLTAGE

120-240
UL / CE

**LAMPING
BULB INCLUDED**

MAX 40W
3 X 6W DIMMABLE LED BULB
480 LUMENS EACH
2000 - 2800K
120V : E26 SPHERE II : MATTE WHITE
240V : E27 SPHERE II : MATTE WHITE

BULB LIFE

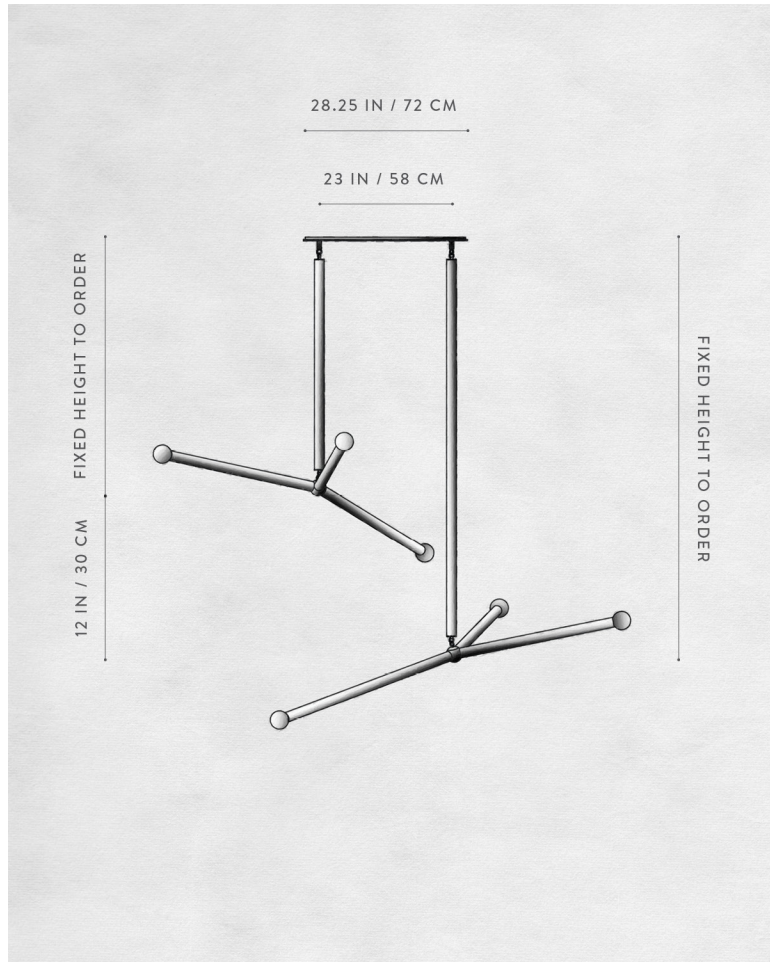
15,000 HOURS

**DEPOSIT
BALANCE
LEAD TIME**

50% UPON ORDER
DUE PRIOR TO SHIPPING
PLEASE REFER TO WEBSITE

FINISHED AND ASSEMBLED BY HAND IN NY
DOMESTIC AND IMPORTED COMPONENTS

A P P A R A T U S



ARROW : INSTALLATION - LARGE / LARGE

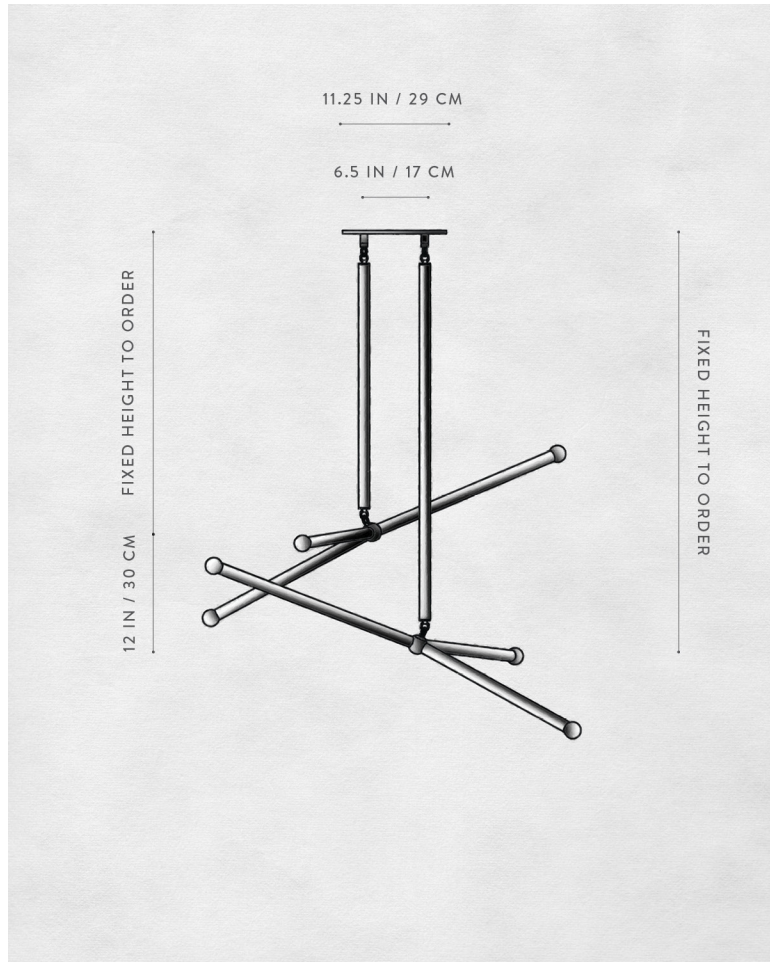
DIMENSIONS

ARROW : INSTALLATION

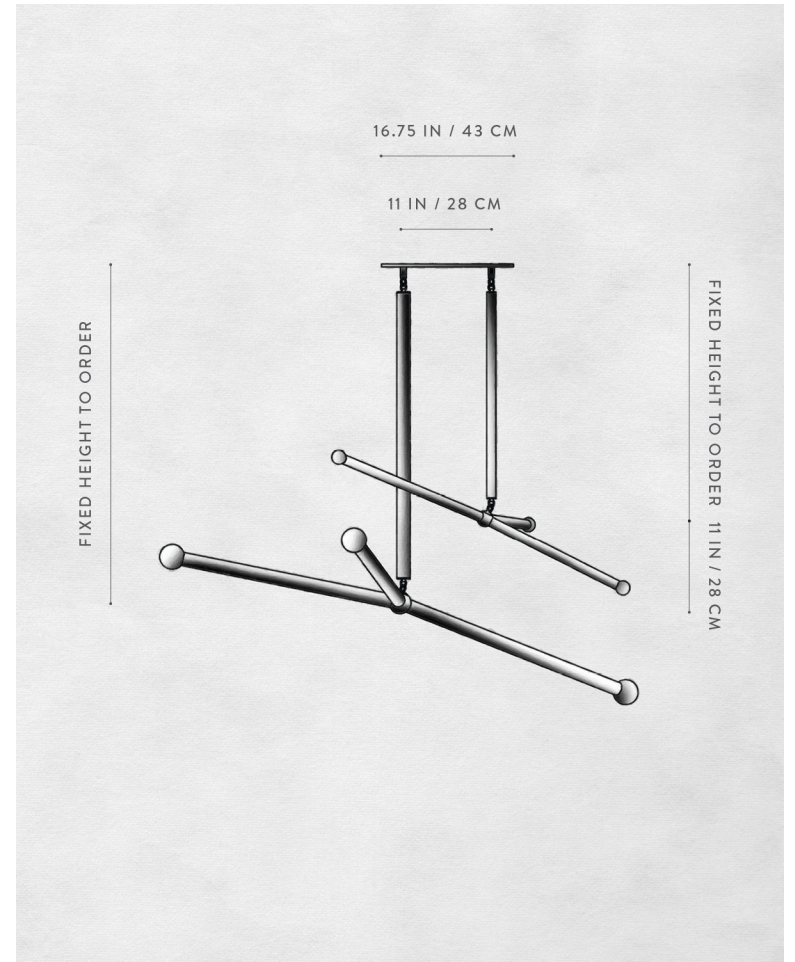
AN ARRANGEMENT OF TWO ARROW FIXTURES
THREE CANOPY SIZES AVAILABLE

PLEASE INQUIRE TO BEGIN THE DESIGN PROCESS

A P P A R A T U S



ARROW : INSTALLATION - SMALL / SMALL




ARROW : INSTALLATION - LARGE / SMALL

A P P A R A T U S



AGED BRASS



OIL-RUBBED BRONZE



BLACKENED BRASS



TARNISHED SILVER



LEATHER - CANE



LEATHER - SADDLE



LEATHER - TAUPE



LEATHER - BLACK



SUEDE - ICE



SUEDE - PEWTER




SUEDE - BRONZE




SUEDE - SEPIA



SUEDE - JUNIPER



SUEDE - PLUM



SUEDE - BLACK

METAL

LEATHER

SUEDE

ARROW

AGED BRASS [WAXED]
OIL-RUBBED BRONZE [WAXED]
BLACKENED BRASS [WAXED]
TARNISHED SILVER [LACQUERED] ADD 35%

CANE
SADDLE
TAUPE
BLACK

ICE
PEWTER
BRONZE
SEPIA
JUNIPER
PLUM
BLACK