

# A P P A R A T U S




MEDIUM, TARNISHED SILVER / CANE LEATHER

## REPRISE : CEILING EXTENDED

REFERENCE	JOE COLOMBO, KD 27 BOOM MICROPHONES LUGGAGE CRAFT
COMPOSITION	MOLD-BLOWN GLASS BRASS ARMATURE HAND-WRAPPED LEATHER OR SUEDE

A P P A R A T U S



TARNISHED SILVER / CANE LEATHER



MEDIUM, TARNISHED SILVER / CANE LEATHER

A P P A R A T U S



AGED BRASS / SEPIA SUEDE

A P P A R A T U S



SMALL, OIL-RUBBED BRONZE / JUNIPER SUEDE



SMALL, OIL-RUBBED BRONZE / JUNIPER SUEDE

# A P P A R A T U S



REPRISE : CEILING EXTENDED LARGE

DIMENSIONS	19.75 H, Ø 20.5 IN 50 H, Ø 52 CM
WEIGHT	APPROX. 74 LBS / 34 KG
PRICE	FROM \$13500
VOLTAGE	120-240 ETL / CB / CE / SAA / KC / UKCA / CCC PENDING
LAMPING	MAX 25W
BULB INCLUDED	6W DIMMABLE LED BULB 480 LUMENS 2000-2800K 120V : E26 SPHERE II : MATTE WHITE 240V : E27 SPHERE II : MATTE WHITE
BULB LIFE	15,000 HOURS
DEPOSIT	50% UPON ORDER
BALANCE	DUE PRIOR TO SHIPPING
LEAD TIME	PLEASE REFER TO WEBSITE

FINISHED AND ASSEMBLED BY HAND IN NY  
DOMESTIC AND IMPORTED COMPONENTS

# A P P A R A T U S




REPRISE : CEILING EXTENDED MEDIUM

DIMENSIONS	16.25 H, Ø 15.25 IN 41 H, Ø 39 CM
WEIGHT	APPROX. 47 LBS / 21 KG
PRICE	FROM \$11500
VOLTAGE	120-240 ETL / CB / CE / SAA / KC / UKCA / CCC PENDING
LAMPING	MAX 25W
BULB INCLUDED	6W DIMMABLE LED BULB 480 LUMENS 2000-2800K 120V : E26 SPHERE II : MATTE WHITE 240V : E27 SPHERE II : MATTE WHITE
BULB LIFE	15,000 HOURS
DEPOSIT	50% UPON ORDER
BALANCE	DUE PRIOR TO SHIPPING
LEAD TIME	PLEASE REFER TO WEBSITE

FINISHED AND ASSEMBLED BY HAND IN NY  
DOMESTIC AND IMPORTED COMPONENTS

# A P P A R A T U S



REPRISE : CEILING EXTENDED SMALL


DIMENSIONS	12.75 H, Ø 10 IN 32 H, Ø 25 CM
WEIGHT	APPROX. 16 LBS / 7 KG
PRICE	FROM \$8300
VOLTAGE	120-240 ETL / CB / CE / SAA / KC / UKCA / CCC PENDING
LAMPING	MAX 25W
BULB INCLUDED	120V : G9 5W DIMMABLE LED BULB 450 LUMENS 1800-2700K 240V : G9 3.6W DIMMABLE LED BULB 360 LUMENS 2700K
BULB LIFE	15,000 HOURS
DEPOSIT	50% UPON ORDER
BALANCE	DUE PRIOR TO SHIPPING
LEAD TIME	PLEASE REFER TO WEBSITE

FINISHED AND ASSEMBLED BY HAND IN NY  
DOMESTIC AND IMPORTED COMPONENTS


# A P P A R A T U S



AGED BRASS



OIL-RUBBED BRONZE



BLACKENED BRASS



TARNISHED SILVER




LEATHER - CANE



LEATHER - SADDLE



LEATHER - TAUPE



LEATHER - BLACK



SUEDE - ICE



SUEDE - PEWTER




SUEDE - BRONZE




SUEDE - SEPIA



SUEDE - JUNIPER



SUEDE - PLUM



SUEDE - BLACK

METAL

LEATHER

SUEDE

REPRISE : CEILING EXTENDED

AGED BRASS [WAXED]

OIL-RUBBED BRONZE [WAXED]

BLACKENED BRASS [WAXED]

TARNISHED SILVER [LACQUERED] ADD 35%

CANE

SADDLE

TAUPE

BLACK

ICE

PEWTER

BRONZE

SEPIA

JUNIPER

PLUM

BLACK