

# A P P A R A T U S




AGED BRASS / TAUPE LEATHER

## CYLINDER : PENDANT

REFERENCE	PROPORTION VERSUS UTILITY WALTER DE MARIA
COMPOSITION	FUNCTIONAL, DIRECTIONAL LIGHTING MECHANICAL JOINT PRIMARY OR SECONDARY LIGHT SOURCE

A P P A R A T U S




AGED BRASS / TAUPE LEATHER



AGED BRASS | TARNISHED SILVER | BLACKENED BRASS | AGED BRASS

# A P P A R A T U S



## CYLINDER : PENDANT

### DIMENSIONS

$\text{Ø } 5 \text{ IN}$   
 $\text{Ø } 13 \text{ CM}$

### WEIGHT

HEIGHT TO ORDER  
APPROX. 10 LBS / 5 KG

### PRICE

FROM \$3000  
FROM \$3500 W/ LEATHER OR SUEDE

### MINIMUM HEIGHT

18 IN  
CUSTOM OPTIONS AVAILABLE FOR  
HEIGHT OVER 72 IN

### INCLUDES ADD HEIGHT

60 IN  
\$20 / IN, \$40 / IN LEATHER

### VOLTAGE

120-240  
UL / CE

### LAMPING

MAX 25W

### BULB INCLUDED

DIMMABLE LED BULB  
2200K-2700K WARM DIM  
500 LUMENS  
120V : PAR20 BULB, 5.5W  
240V : PAR20 BULB, 7W

### BULB LIFE

30,000 HOURS

### DEPOSIT

50% UPON ORDER

### BALANCE

PRIOR TO SHIPPING

### LEAD TIME


PLEASE REFER TO WEBSITE

FINISHED AND ASSEMBLED BY HAND IN NY  
DOMESTIC AND IMPORTED COMPONENTS

# A P P A R A T U S



AGED BRASS



OIL-RUBBED BRONZE



BLACKENED BRASS



TARNISHED SILVER




LEATHER - CANE



LEATHER - SADDLE



LEATHER - TAUPE



LEATHER - BLACK



SUEDE - ICE



SUEDE - PEWTER




SUEDE - BRONZE




SUEDE - SEPIA



SUEDE - JUNIPER



SUEDE - PLUM



SUEDE - BLACK

METAL

LEATHER

SUEDE

CYLINDER : PENDANT

AGED BRASS [WAXED]

OIL-RUBBED BRONZE [WAXED]

BLACKENED BRASS [WAXED]

TARNISHED SILVER [LACQUERED] ADD 35%

CANE

SADDLE

TAUPE

BLACK

ICE

PEWTER

BRONZE

SEPIA

JUNIPER

PLUM

BLACK