

A P P A R A T U S



BLEACHED ASH WOOD

PORTAL : COFFEE TABLE

REFERENCE

THE HUMAN VERSUS THE MONUMENTAL
THE DIALOG OF CEREMONIAL AND DOMESTIC RITUAL
RATIONALIST ARCHITECTURE

COMPOSITION

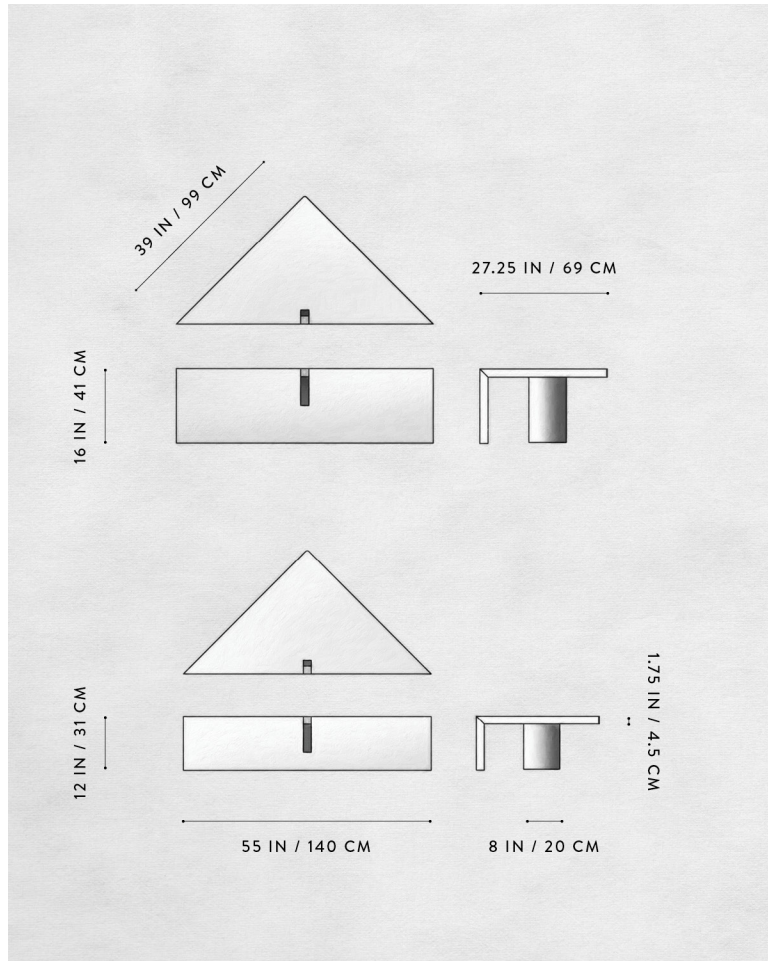
COMMANDING FORMS EXPRESSED IN ITALIAN MARBLE
OR SANDBLASTED ASH LINEAR REVEALS ESTABLISH
POINTS OF ENTRY, EMPHASIZING THE TENSION
BETWEEN MASS AND NEGATIVE SPACE

A P P A R A T U S



BIANCO ARABESCATO

A P P A R A T U S



PORTAL : COFFEE TABLE
STUDIO EXCLUSIVE

DIMENSIONS

16 H, 55 W, 27.25 D / 12 H, 55 W, 27.25 D IN
41 H, 140 W, 69 D / 31 H, 140 W, 69 D CM

PRICE

\$18000 ASH WOOD
\$26000 STONE
\$58000 NERO PORTORO

DEPOSIT BALANCE LEAD TIME


50% UPON ORDER
DUE PRIOR TO SHIPPING
PLEASE REFER TO WEBSITE

ASH WOOD FINISHED AND
ASSEMBLED BY HAND IN THE USA
STONE FINISHED AND
ASSEMBLED BY HAND IN ITALY
IMPORTED COMPONENTS

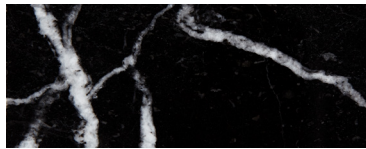
A P P A R A T U S



MARBLE - BIANCO ARABESCATO



TRAVERTINE - NAVONA



MARBLE - NERO KINITRA




TRAVERTINE - SILVER




MARBLE - SILK GEORGETTE




ASH WOOD - BLEACHED



MARBLE - LUMACHELLA



ASH WOOD - BLACKENED



MARBLE - NERO PORTORO

PORTAL : COFFEE TABLE

MARBLE

BIANCO ARABESCATO
NERO KINITRA
SILK GEORGETTE
LUMACHELLA
NERO PORTORO

TRAVERTINE

NAVONA
SILVER

ASH WOOD

BLEACHED
BLACKENED