


# A P P A R A T U S



AGED BRASS

## ARROW

### REFERENCE

THE SENSUAL VERSUS THE MACHINE MADE  
CONSTELLATION SAGITTA

### COMPOSITION

ROBUST TUBULAR BRASS  
OPTIONAL HAND-WRAPPED LEATHER OR SUEDE  
COUNTER-BALANCED BY INTERNAL WEIGHTS

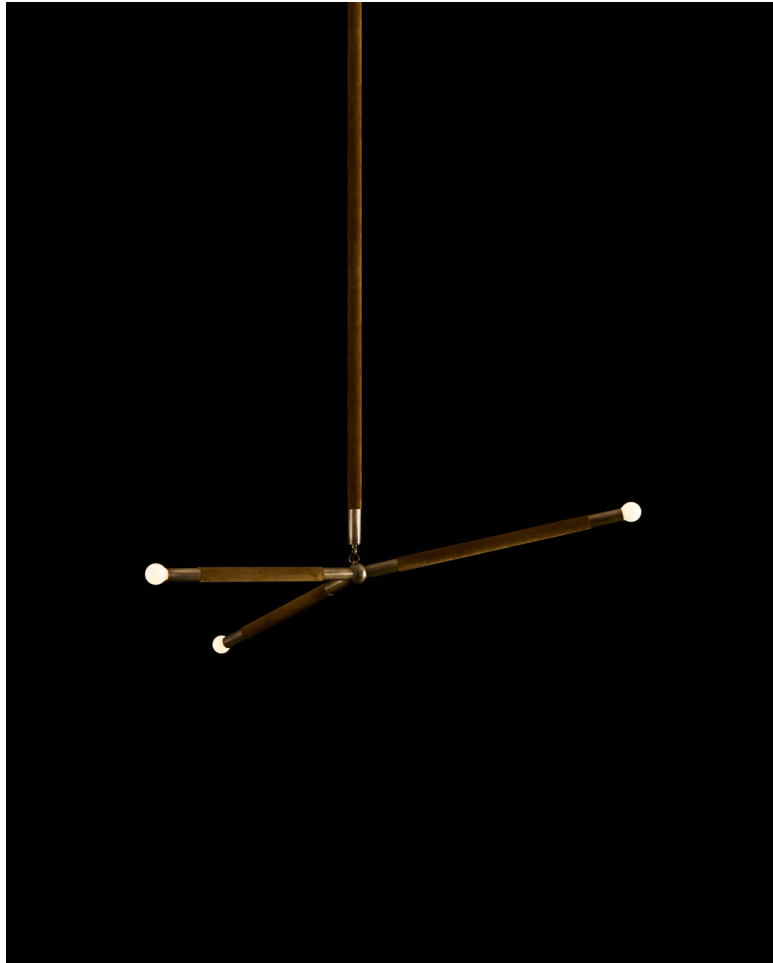
# A P P A R A T U S




ARROW : LARGE, TARNISHED SILVER

ARROW : SMALL, AGED BRASS / BRONZE SUEDE

A P P A R A T U S

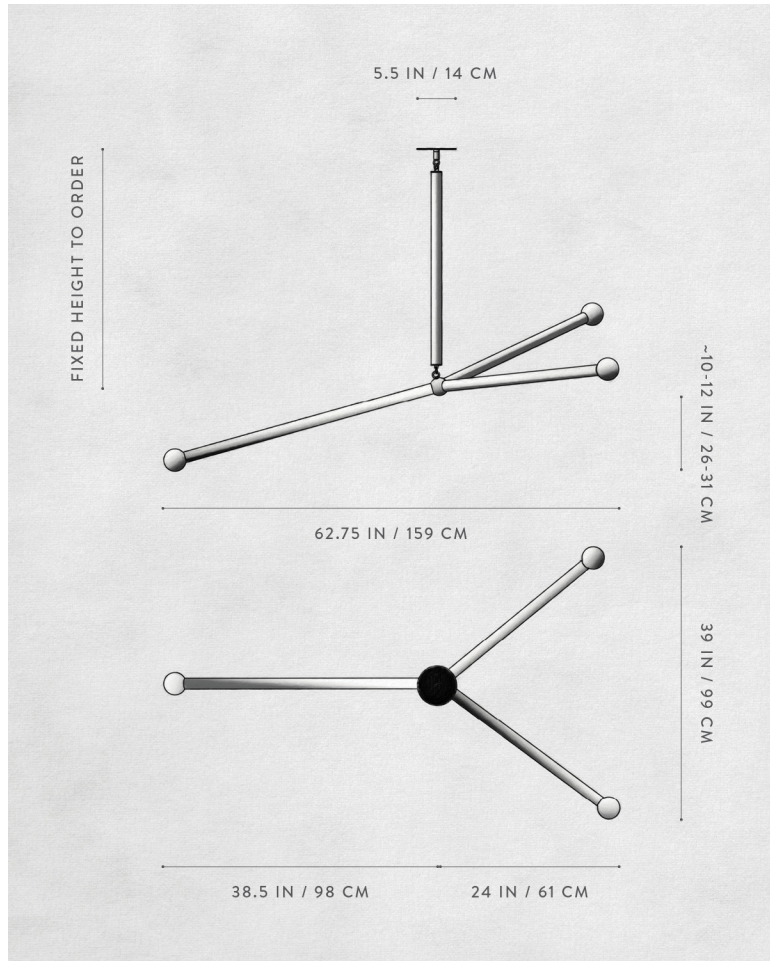


ARROW : SMALL, AGED BRASS / BRONZE SUEDE



ARROW : INSTALLATION, BLACKENED BRASS | TARNISHED SILVER / PEWTER SUEDE

# A P P A R A T U S



ARROW : LARGE

**DIMENSIONS**

39 W, 62.75 L IN  
99 W, 159 L CM

**WEIGHT**

HEIGHT TO ORDER  
APPROX. 30 LBS / 14 KG

**PRICE**

FROM \$6000 BRASS  
FROM \$7000 W/ LEATHER OR SUEDE

**MINIMUM HEIGHT INCLUDES  
ADD HEIGHT**

15 IN  
60 IN  
\$10 / IN BRASS  
\$30 / IN LEATHER

**VOLTAGE**

120-240  
UL / CE

**LAMPING  
BULB INCLUDED**

MAX 40W  
3 X 6W DIMMABLE LED BULB  
480 LUMENS EACH  
2000 - 2800K  
120V : E26 SPHERE II : MATTE WHITE  
240V : E27 SPHERE II : MATTE WHITE

**BULB LIFE**

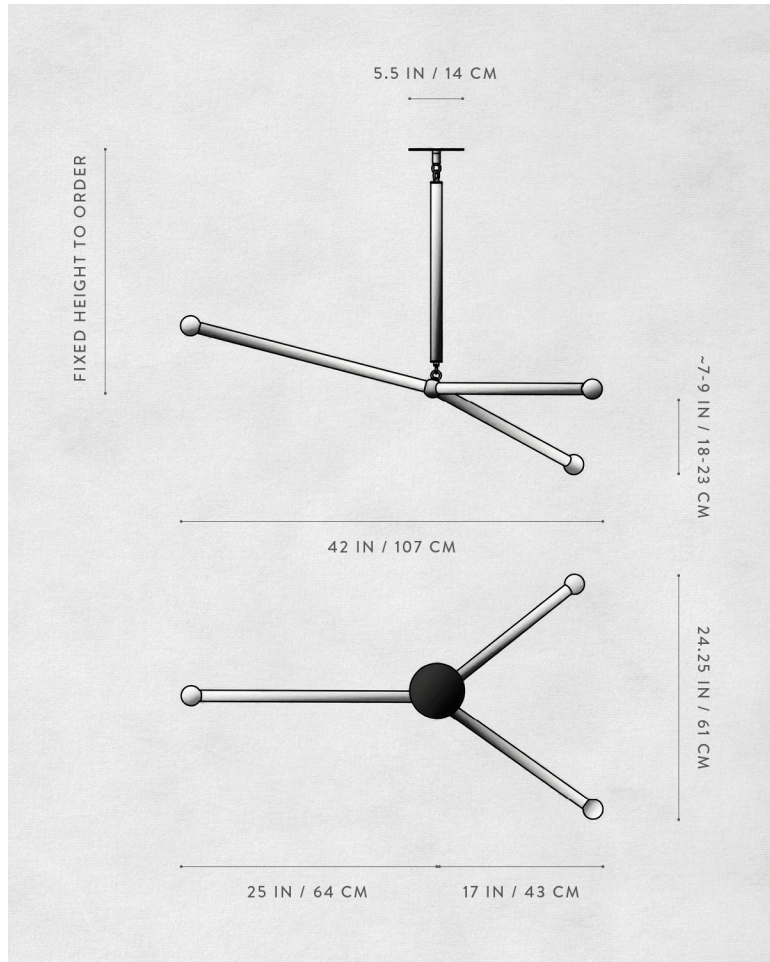
15,000 HOURS

**DEPOSIT  
BALANCE  
LEAD TIME**

50% UPON ORDER  
DUE PRIOR TO SHIPPING  
PLEASE REFER TO WEBSITE

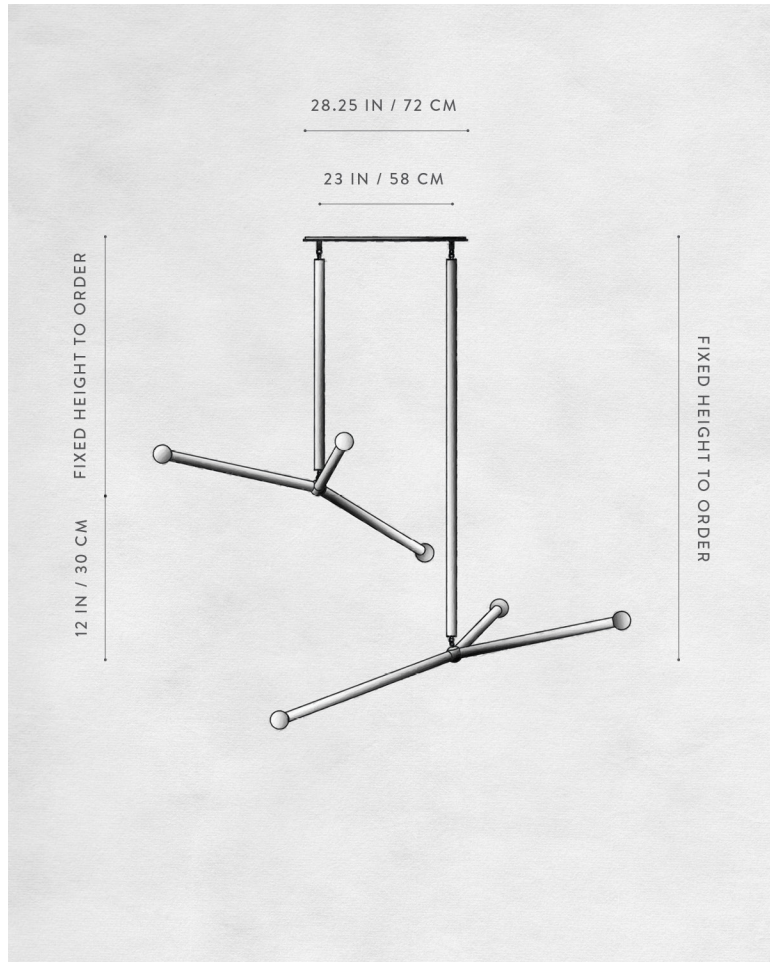
FINISHED AND ASSEMBLED BY HAND IN NY  
DOMESTIC AND IMPORTED COMPONENTS

# A P P A R A T U S



	ARROW : SMALL
DIMENSIONS	24.25 W, 42 L IN 61 W, 107 L CM HEIGHT TO ORDER
WEIGHT	APPROX. 20 LBS / 9 KG
PRICE	FROM \$4800 BRASS FROM \$5600 W/ LEATHER OR SUEDE
MINIMUM HEIGHT INCLUDES	13 IN 60 IN
ADD HEIGHT	\$10 / IN BRASS \$30 / IN LEATHER
VOLTAGE	120-240 UL / CE
LAMPING	MAX 40W
BULB INCLUDED	3 X 3.8W DIMMABLE LED BULB 220 LUMENS EACH 2000 - 2800K 120V : E12 SPHERE I : MATTE WHITE 240V : E14 SPHERE I : MATTE WHITE
BULB LIFE	15,000 HOURS
DEPOSIT	50% UPON ORDER
BALANCE	DUE PRIOR TO SHIPPING
LEAD TIME	PLEASE REFER TO WEBSITE
	FINISHED AND ASSEMBLED BY HAND IN NY DOMESTIC AND IMPORTED COMPONENTS

# A P P A R A T U S



ARROW : INSTALLATION - LARGE / LARGE

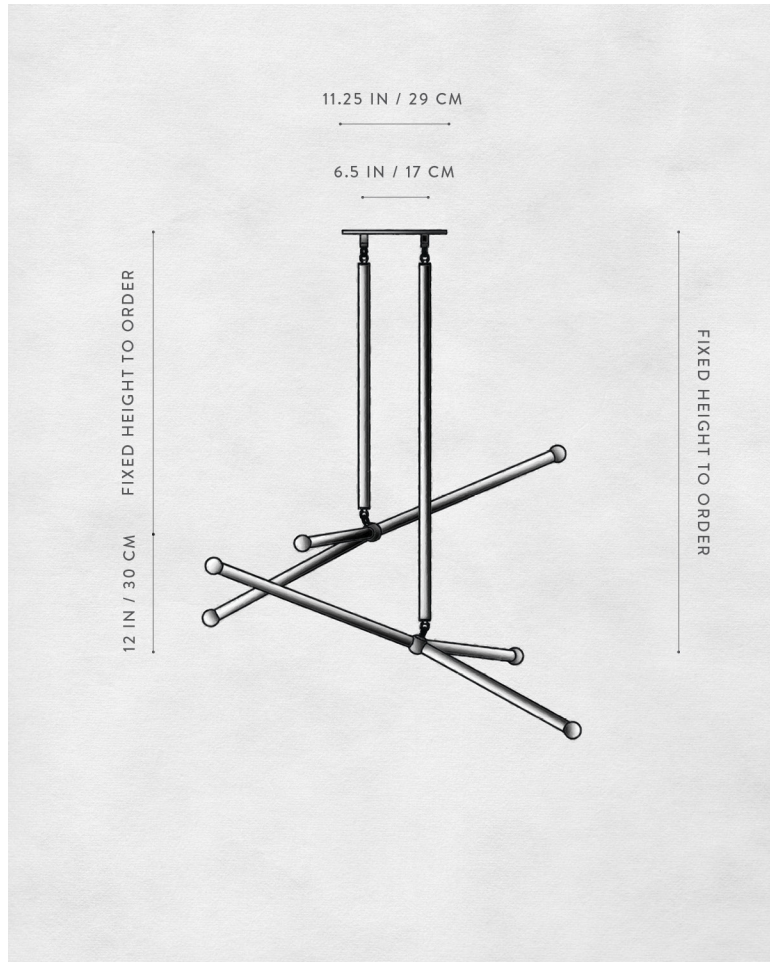
## DIMENSIONS

ARROW : INSTALLATION

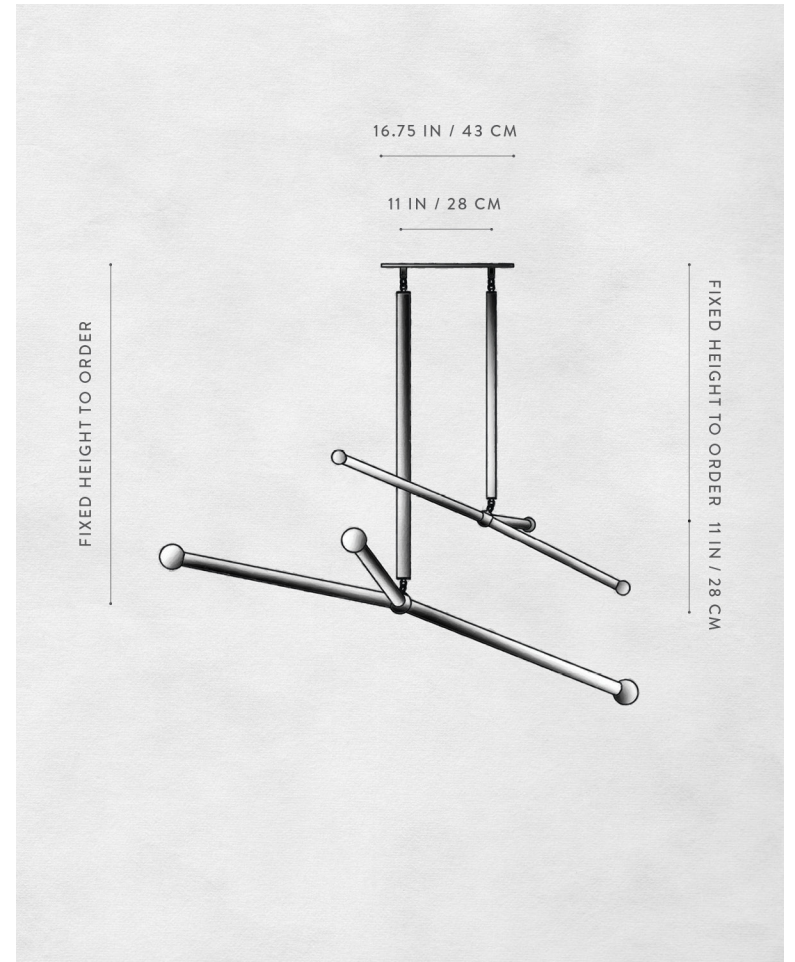
AN ARRANGEMENT OF TWO ARROW FIXTURES  
THREE CANOPY SIZES AVAILABLE

PLEASE INQUIRE TO BEGIN THE DESIGN PROCESS

# A P P A R A T U S



ARROW : INSTALLATION - SMALL / SMALL




ARROW : INSTALLATION - LARGE / SMALL


# A P P A R A T U S



AGED BRASS



OIL-RUBBED BRONZE



BLACKENED BRASS



TARNISHED SILVER



LEATHER - CANE



LEATHER - SADDLE



LEATHER - TAUPE



LEATHER - BLACK



SUEDE - ICE



SUEDE - PEWTER




SUEDE - BRONZE




SUEDE - SEPIA



SUEDE - JUNIPER



SUEDE - PLUM



SUEDE - BLACK

METAL

LEATHER

SUEDE

ARROW

AGED BRASS [WAXED]  
OIL-RUBBED BRONZE [WAXED]  
BLACKENED BRASS [WAXED]  
TARNISHED SILVER [LACQUERED] ADD 35%

CANE  
SADDLE  
TAUPE  
BLACK

ICE  
PEWTER  
BRONZE  
SEPIA  
JUNIPER  
PLUM  
BLACK