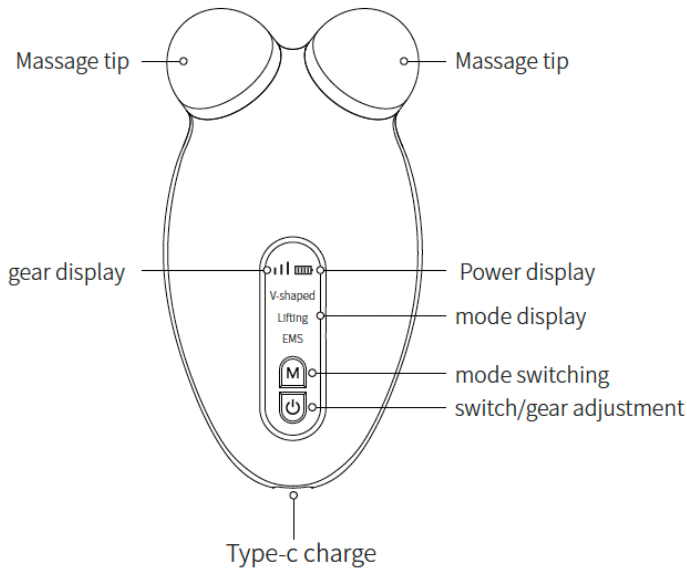


# Hybrid Lift Pro

Thank you for your purchase!




- Please read operation instructions carefully before using this device.
- This device is intended to be used as a skincare beauty device. It is **NOT** intended to be used for medical treatment or purposes.

## Quick Start Guide

**Must use plenty of conductive gel for slip & glide and adequate conducting.**

Charge for at least 3 hours before using.

1. Cleanse face
2. Apply conductive gel
3. To turn 'ON/OFF', press and hold the power button  (bottom button) for 3 seconds
4. Press the 'ON/OFF' button for levels 1-3
5. Press top 'M' button to change modes:
  - Mode 1: Vibration
  - Mode 2: Vibration + Heat
  - Mode 3: Vibration + EMS

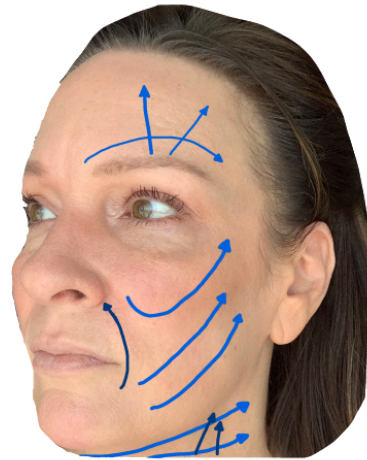
**Never use device while it is plugged in.**

Use the CBE Vectors and move up and out. Begin in low setting two times per week until skin acclimates. Then, raise the setting as tolerated.

It's normal to experience a slight prickling sensation or warmth during treatment, and some users may notice mild redness, which typically fades within a few minutes. However, if the heat feels excessive, stop using the device immediately and cool the skin. Consult a doctor if needed.

## CBE VECTORS

When in doubt, up and out!





For more information,  
scan the QR code using  
the camera on your  
smart phone

### **Charging Instructions:**

Use the included charging cable to connect the device's charging port (located at the bottom) to a compatible power adapter (not included). Once plugged in, turn on the power. The battery icon on the screen will flash to indicate that charging is in progress. A full charge takes approximately 2–3 hours. When the battery icon turns off, charging is complete. If the icon blinks again, the device is fully charged and ready for use.

### **Storage/Cleaning:**

When not in use, put it in a dry place out of the reach of children, take the device out and charge it every month to maintain the normal performance of the battery. After use, clean with a soft cloth. Do not submerge in water

### **WARNING:** Do not use:

- At the midline of the neck (bones of the neck and throat area, possible effects on the thyroid gland)
- Over the lips (red part of the lips)
- On top of the eyeball
- Chest (used on the chest may affect the heart)
- Groin area
- Temple

***Must use plenty of conductive gel for slip & glide and adequate conducting.***

### **Precautions:** ⚠

This device should not be used by the following individuals:

- Children
- Pregnant women
- Individuals with epilepsy
- Patients with tumors or cancer
- Those with a pacemaker
- Individuals with an implanted cardiac defibrillator
- Anyone with other implanted electronic medical devices

### **Product Specifications:**

Input voltage: 5V 1A  
Battery capacity: 400mAh  
Executive standard: GB4706.1-2005  
Rated power: 3W  
Charging time: about 2-3 hours

If you have any medical concerns, such as a serious illness or epilepsy, consult your physician before use.

⚠ Important: Do not expose the device, charger, or conductive massage head to water.