

# Armlock® 1354

## Mini Electro-Shearmagnet



The Adams Rite Armlock® 1354 is a mini Electro-Shearmagnet to facilitate remote access where minimal intrusion into the environment is required.

The product caters for single or double action internal doors or external doors where a form of cover is situated above the doorway to prevent direct rain penetration.



### Key Benefits

- Compact slim line size - 30mm
- Nominal 1500kg shear holding force
- Adjustable locking time 1-30 secs
- Suitable for door gaps up to 8mm
- Supplied with 3m cable
- Non-handed
- CE Marked
- Mortice or surface versions
- Can be fitted into the head or vertical locking stile
- Suitable for aluminium, timber, steel and glass doors
- Suitable for use on aluminium, timber and steel doors

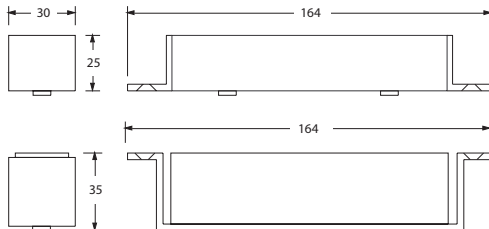
### Related Hardware

RiteKey Keypad ~ Push-to-Exit Button ~ Power Supply Unit

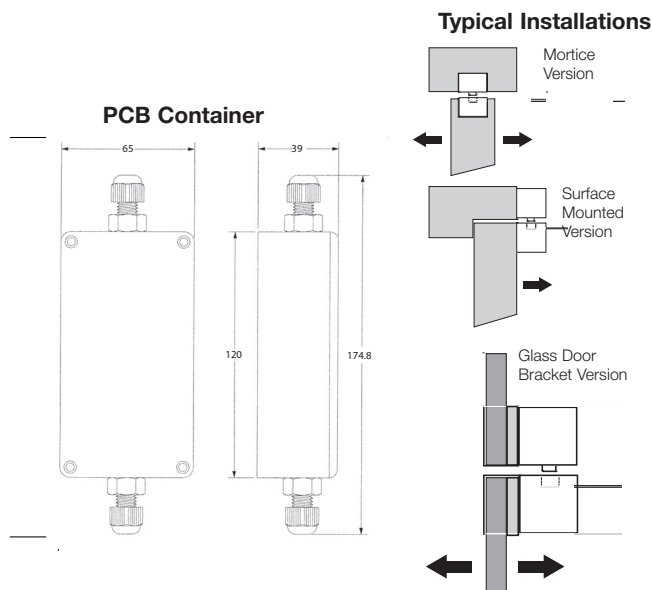
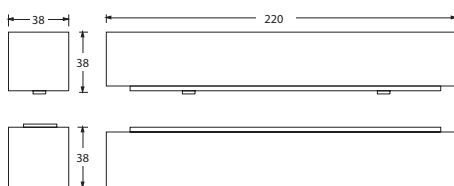
**Note:** Positive closer required to return doors to correct rest position.  
For out of hours security specify the Sentinel 6 Deadlock in conjunction with the magnet.

## Dimensions

### Mortice version



### Surface version



## Specifications

|   |   |
|---|---|
| <b>Magnet Dimensions:</b><br>(excluding shear pins) | Mortice magnet: 30mm x 164mm x 25mm.<br>Surface magnet: 38mm x 200mm x 38mm.  |
| <b>Adjustable Armature: Mortice:</b>                | 30mm x 164mm x 35mm.  |
| <b>Surface:</b>                                     | 38mm x 200mm x 38mm.  |
| <b>Magnet Material:</b>                             | Electroless nickel plated steel in aluminium chassis.   |
| <b>Finish:</b>                                      | Surface mounted housing finishes:<br>Standard: Brushed silver, gold or bronze anodised on request.<br>Polished nickel, polished brass.  |
| <b>Special:</b>                                     |   |
| <b>Nominal Holding Force:</b>                       | 1500kg (assuming correct installation/alignment).   |
| <b>Supply Voltage:</b>                              | Dual, 12 or 24vDC.  |
| <b>Nominal Current Draw:</b>                        | Pull in - 1.5A @ 12vDC, 1.5A @ 24vDC.<br>Holding - 0.5A @ 12vDC, 0.4A @ 24vDC.  |
| <b>Locking Gaps:</b>                                | Distance between armature face and magnet face:<br>12vDC: Horizontal/vertical application - 4mm max.<br>24vDC: Horizontal/vertical application - 5mm max.<br>Lateral - ± 2mm. Longitudinal - ± 5mm. |
| <b>Locking Tolerance:</b>                           | Maximum 8mm.  |
| <b>Door Gap (sensor range):</b>                     | Factory set at 1-2 seconds, adjustable up to 30 secs.   |
| <b>Locking Time:</b>                                |   |
| <b>Monitoring:</b>                                  | Precise anti-tamper monitoring of lock status using "hall effect" switch. Volt free changeover contacts rated @ 24vDC 1A for remote monitoring.   |
| <b>Door Position Contacts:</b>                      | Built-in door position switch. Note that an independent door position switch must be fitted in steel door applications (order 1354-0600 separately).  |
| <b>Retry Facility:</b>                              | Failure to lock due to slight misalignment will result in the lock automatically retrying, up to a further 100 times, if required.  |
| <b>Handing:</b>                                     | Non-handed.   |
| <b>Cable Length:</b>                                | 3m.   |
| <b>Ambient Temperature:</b>                         | Operating -20°C to +40°C. It is essential to use a fully rectified and regulated PSU with the 1354.   |
| <b>Note:</b>  | To achieve immediate release, it is important that the release switch breaks the circuit on the positive supply to the magnet.  |

## Ordering Codes

**1354-0100** Mortice mounted Mini Electro-Shearmagnet, 12/24vDC, monitored.

**1354-0102** Mortice mounted Mini Electro-Shearmagnet, 12/24vDC, monitored, complete with brushed silver anodised housing with black end caps.

**1354-0201** Surface mounted Mini-Electro-Shearmagnet, 12/24vDC, monitored, brushed silver anodised housing with black end caps.

**1354-0600** Flush mount contact.

**1354-0306** Glass door fixing bracket for surface mounted Mini-Electro-Shearmagnet (one bracket required for each housing i.e glass door to glass head application will require two brackets). Adhesive is not included.

**1354-0400** 50ml bottle of Loctite Adhesive type 317 (suitable for 8 to 10 applications).

**1354-0500** 150ml spray can of Loctite Activator type 734 (suitable for 8 to 10 applications).