





Single and Double Doors in Six Premium Primed Colours

Discover Urban Lite®, a captivating synthesis of industrial loft aesthetics with timeless sophistication. This exceptional collection boasts an array of styles that seamlessly blend panels and diverse glazing beads designs with bold lines and geometric profiles, creating a contemporary visual masterpiece that harmoniously fits into your living space.

Explore the versatility of both single and double door configurations, offering an array of panelled and glazed options. Choose from clear, frosted, tinted glass or panelled designs, each meticulously crafted. Our premium primed colour selection includes Black, White, Grey, Blue and Green hues, with samples available for easy at-home colour matching. Elevate your interior with these trending cool and crisp hues, infusing a touch of luxury into bespoke doors meticulously made in the UK.



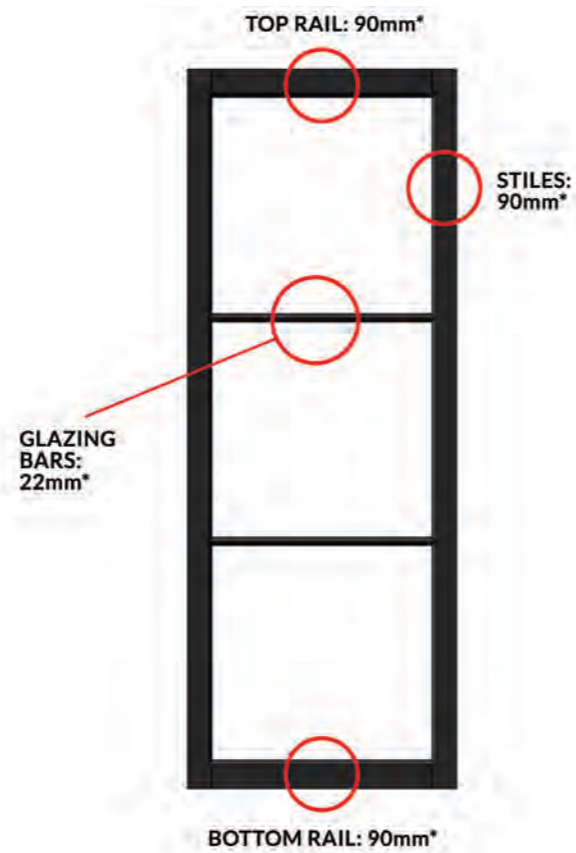
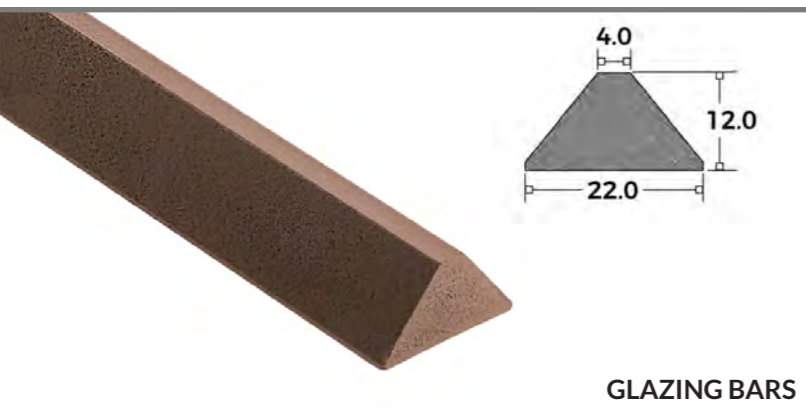
Urban Lite®: British Heritage Meets Urban Chic

Elevating your living spaces to a new echelon of elegance, Urban Lite® doors stand as a testament to the seamless union of classic British heritage and the sleek sophistication of the modern city. Impeccably crafted from resilient composite wood, these doors embody the warmth of an authentic wood-grain texture, a striking departure from the cold, industrial feel of steel alternatives. Each door tells a story of craftsmanship and artistry, where the ageless charm of British design converges with the dynamic energy of contemporary urban living.


Urban Lite® Doors: Thickness, Stiles & Rails, Core

Rails and Stiles are 90mm* Glazing bars are 22mm*

These heavily dowel jointed solid laminated wood doors are **40mm* thick** and are designed to meet the most demanding quality requirements. Urban Lite® are **British made** industrial style doors, made of sustainable, fast growing solid laminated timber.



All dimensions and thicknesses are +/- 2mm.



The supplier of our **solid laminated core** timber for the Urban Lite® door range guarantee the wood is responsibly sourced and 100% FSC compliant.

Door stiles and rails materials are an Eco sustainable solid laminated timber in what is known as a laminated construction, this is when thick sections of timber are laminated to provide a product stronger and more stable than an individual timber section and all from FSC registered and managed forests, door panels are always 9mm* thick moisture resistant MDF. Glazing bars are 22x12mm*, bevelled and are securely bonded to the glass.

*All dimensions and thicknesses are +/- 2mm.

Urban Lite® Doors: Colour, Finish

Six Premium Primed Colour Options - Samples available.



Premium Primed Finish:

The beauty of the grain may be visible on some of the real wood door material.

All Urban Lite® products are meticulously prepared, featuring a premium high-quality primer. These specialized paint materials, developed for us in Germany by the world-renowned paint supplier "Remmers," ensure a superior finish. While we acknowledge that some customers may find the finish satisfactory, applying a topcoat is required before installation, followed by touch-ups as needed.

It's important to highlight that all primed or painted doors, particularly those in black primer, may exhibit slight movement between door rails and panels. This could manifest as "shrinkage" at the edges of the panel's finish. Please note that this occurrence is not indicative of a manufacturing flaw, rather, these doors require on-site finishing.




Urban Lite® Doors: Hinges

The Urban Lite® are bespoke solid timber doors and four hinges are required due to their weight.

Hinges are available at an additional cost.

We suggest setting the hinges as shown in the pictures below:



Urban Lite® Doors: Sizing

The below are minimum and maximum sizes*

Single Doors:

Width: 600 - 1150mm
Height: 1800-2350mm

Double Doors:

Width: 1200 - 2300mm
Height: 1800-2350mm

*Smaller and larger sizes may be available, please ask for a quote if you need something different for under your staircase etc., we can also supply the full range pre-hinged and as a full frame/door set.

Matching frames are also available and can add additional width and height to the sizes above (see page 24 for more details).



Urban Lite® Doors: Panel & Glass Options

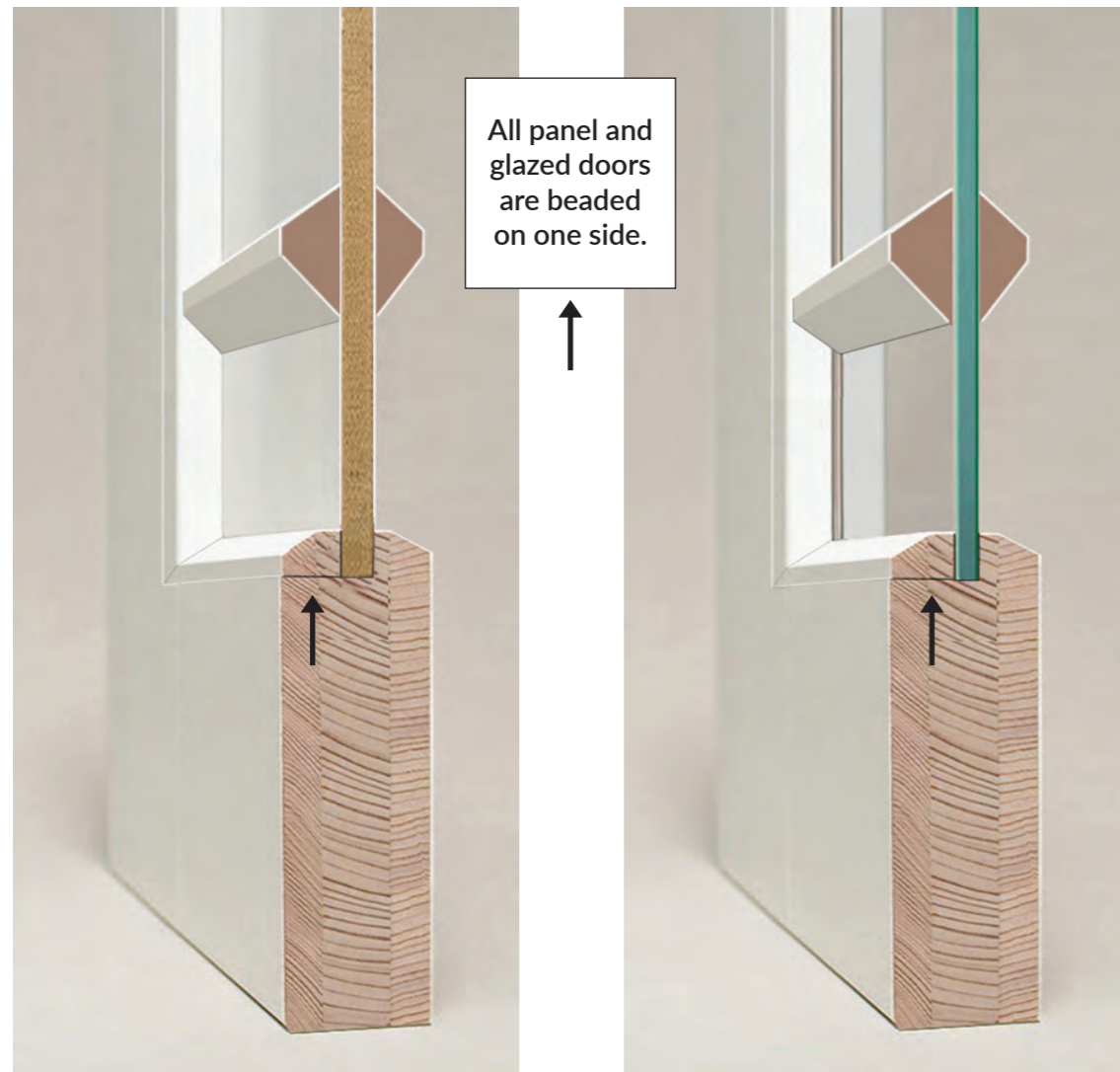
Panel, Clear, Frosted & Tinted Glass options are available.

Glass: All doors will be 6mm Toughened glass,.

Panels: 9mm thick moisture-resistant MDF, recessed within the door thickness.



Urban Lite® Doors: Panel & Glass Options



Panel Doors:

Rails & Stiles: Solid laminated timber.

Panels: 9mm thick moisture resistant MDF, recessed within the door thickness.

Finish: Premium Primed

Glazed Doors:

Rails & Stiles: Solid laminated timber.

Glass: All doors will be 6mm Toughened glass.

Finish: Premium Primed



Urban Lite® Doors: Glazing

Glass supplied with our Handmade Urban Lite® doors conforms to British Standard BS EN 12600

Glazing:

A feature of safety glass is that each pane will have a safety stamp etched within the glass. The style and positioning of this etching varies depending on the manufacturer, most will be visible but some may be discreet or on occasion, they are hidden. This feature is in order to comply with safety building regulations and we, therefore, have no control over the requirement or style (annealed glass will not have a safety stamp).

Safety glass is defined as glass which must have passed an impact test and either must not break or must break safely. The test is intended to classify flat glass products into three principal classes by performance under impact and by mode of breakage.

Characteristics of toughened glass:

Fragmentation

Should the glass break, it will fragment into small pieces with dulled edges, thereby greatly reducing the risk of injury.

Increased resistance to mechanical stresses

Toughened glass offers impact resistance and bending strength up to five times more than annealed glass of the same thickness.


Increased resistance to thermal stresses

It offers greater resistance to thermal stresses than ordinary float annealed glass.



Urban Lite® Doors: Designs - Single Doors


DD0101C
MILANO
GLAZED



DD0101P
GALERIA
PANEL



DD0102C
GALERIA
GLAZED




DD0102P
GALERIA
PANEL



Urban Lite® Doors: Designs - Single Doors

DD0105C
SIMONA
GLAZED




DD0105P
SIMONA
PANEL




DD0106C
ADIBA
GLAZED



DD0106P
ADIBA
PANEL




DD0103C
BELLA
GLAZED



DD0103P
BELLA
PANEL




DD0104C
TULA
GLAZED



DD0104P
TULA
PANEL




DD0107C
ADINA
GLAZED



DD0107P
ADINA
PANEL



DD0108C
DRAKE
GLAZED




DD0108P
TULA
PANEL



Urban Lite® Doors: Designs - Single Doors


DD0109C
HIRAHNA
GLAZED



DD0109P
HIRAHNA
PANEL



DD0110C
CHORD
GLAZED




DD0110P
CHORD
PANEL




Urban Lite® Doors: Designs - Single Doors


DD0113C
EBIDA
GLAZED



DD0113P
EBIDA
PANEL




DD0114C
FIRENA
GLAZED



DD0114P
FIRENA
PANEL



DD0111C
RAVELLA
GLAZED



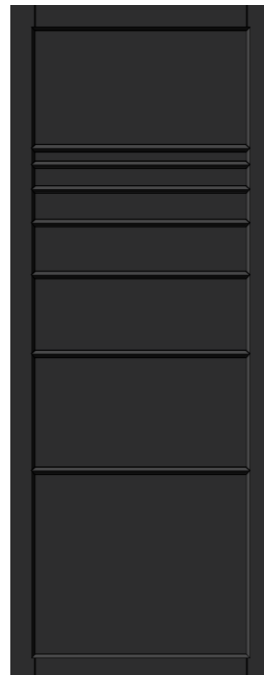
DD0111P
RAVELLA
PANEL




DD0112C
AMOO
GLAZED



DD0112P
AMOO
PANEL



DD0115C
IRETTA
GLAZED



DD0115P
IRETTA
PANEL



DD0116C
KORA
GLAZED




DD0116P
KORA
PANEL



Urban Lite® Doors: Designs - Single Doors


DD0117C
LERENS
GLAZED



DD0117P
LERENS
PANEL




DD0118C
OTTO
GLAZED



DD0118P
OTTO
PANEL




DD0119C
PIETTA
GLAZED



DD0119P
PIETTA
PANEL



DD0120C
STARAN
GLAZED




DD0120P
STARAN
PANEL



Urban Lite® Doors: Designs - Single Doors

DD0121C
UNARO
GLAZED



DD0121P
UNARO
PANEL



DD0122C
VIETAS
GLAZED



DD0122P
VIETAS
PANEL



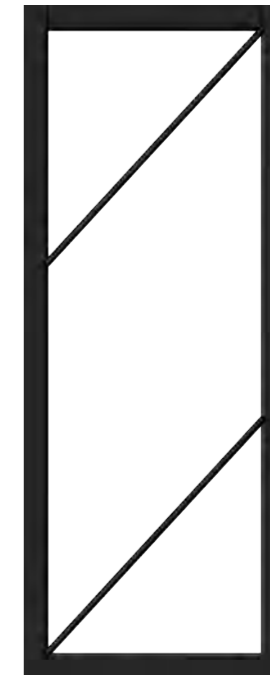
DD0123C
YANNA
GLAZED



DD0123P
YANNA
PANEL



DD0124C
ARIA
GLAZED



DD0124P
KORA
PANEL

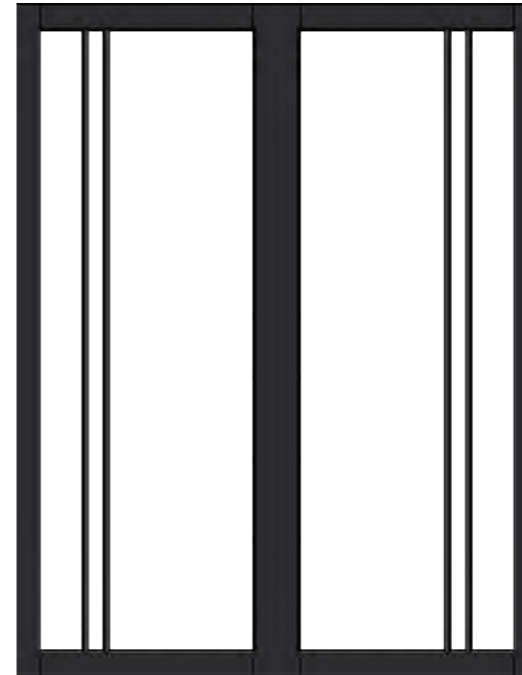




DOUBLE DOORS

Urban Lite® Doors: Designs - Door Pairs


DD0101C
MILANO
GLAZED




DD0101P
MILANO
PANEL



DD0102C
GALERIA
GLAZED




DD0102P
GALERIA
PANEL




Urban Lite® Doors: Designs - Door Pairs

DD0103C
BELLA
GLAZED




DD0103P
BELLA
PANEL




Urban Lite® Doors: Designs - Door Pairs


DD0105C
SIMONA
GLAZED




DD0105P
SIMONA
PANEL




DD0104C
TULA
GLAZED




DD0104P
TULA
PANEL



DD0106C
ADIBA
GLAZED

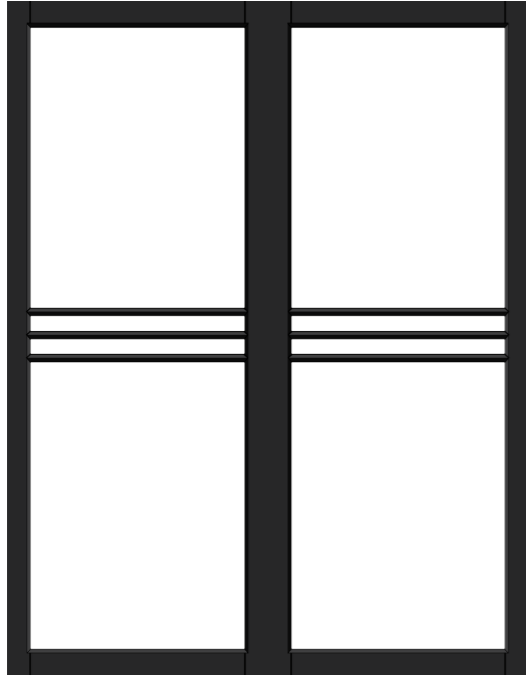


DD0106P
ADIBA
PANEL



Urban Lite® Doors: Designs - Door Pairs

DD0107C
ADINA
GLAZED

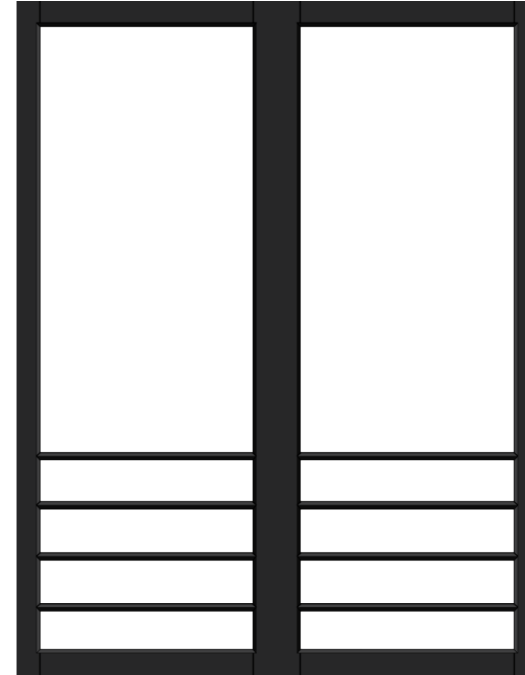


DD0107P
ADINA
PANEL




Urban Lite® Doors: Designs - Door Pairs

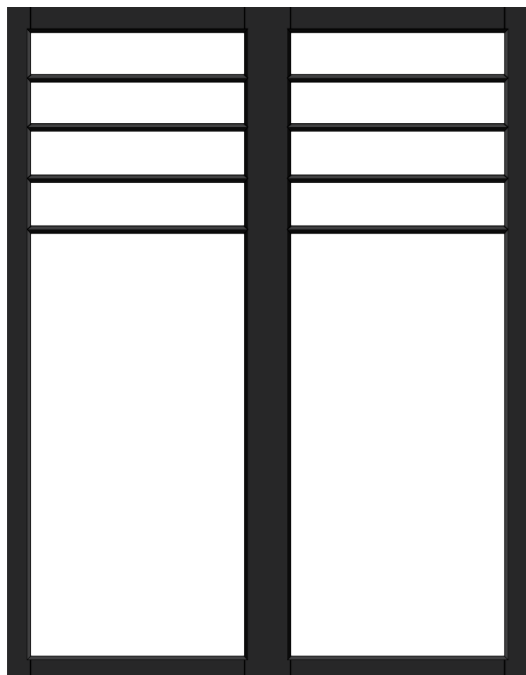
DD0109C
HIRAHNA
GLAZED



DD0109P
HIRAHNA
PANEL



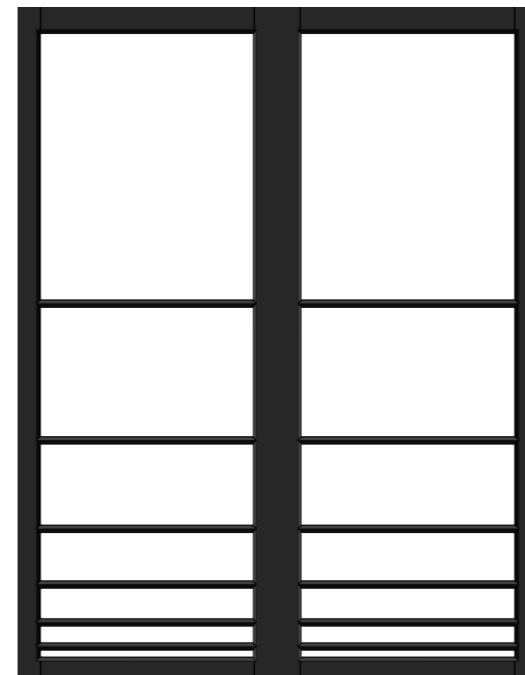
DD0108C
DRAKE
GLAZED




DD0108P
DRAKE
PANEL



DD0110C
CHORD
GLAZED




DD0110P
CHORD
PANEL




Urban Lite® Doors: Designs - Door Pairs

DD0111C
RAVELLA
GLAZED




DD0111P
RAVELLA
PANEL




Urban Lite® Doors: Designs - Door Pairs

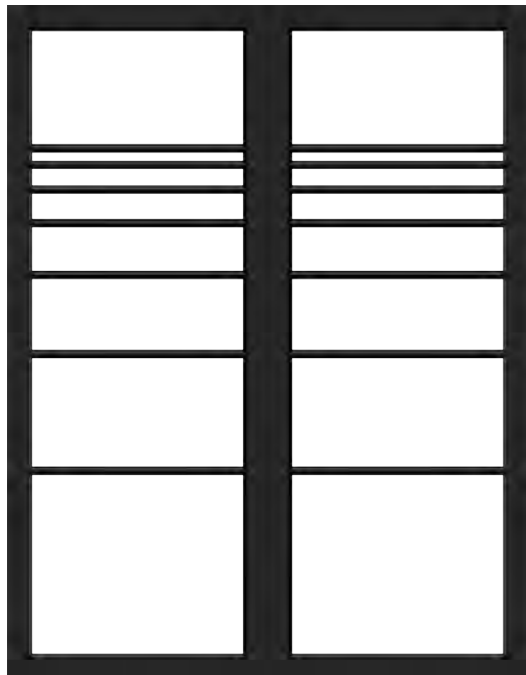
DD0113C
EBIDA
GLAZED



DD0113P
EBIDA
PANEL




DD0112C
AMOO
GLAZED




DD0112P
AMOO
PANEL



DD0114C
FIRENA
GLAZED




DD0114P
FIRENA
PANEL




Urban Lite® Doors: Designs - Door Pairs

DD0115C
IRETTA
GLAZED

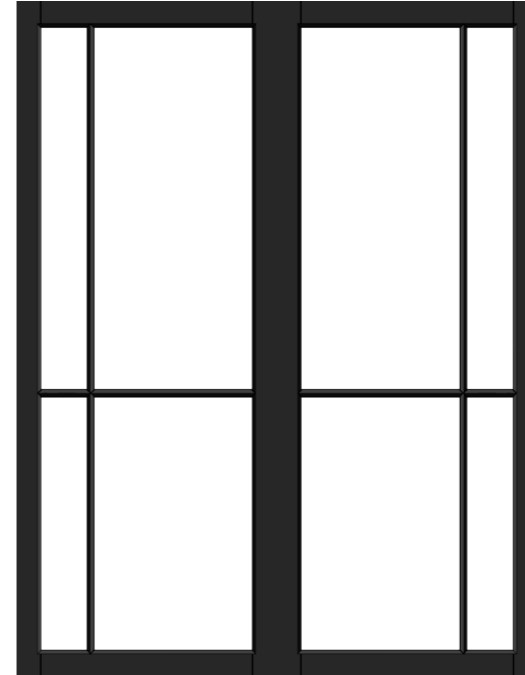


DD0115P
IRETTA
PANEL




Urban Lite® Doors: Designs - Door Pairs


DD0117C
LERENS
GLAZED




DD0117P
LERENS
PANEL




DD0116C
KORA
GLAZED




DD0116P
KORA
PANEL



DD0118C
OTTO
GLAZED




DD0118P
OTTO
PANEL

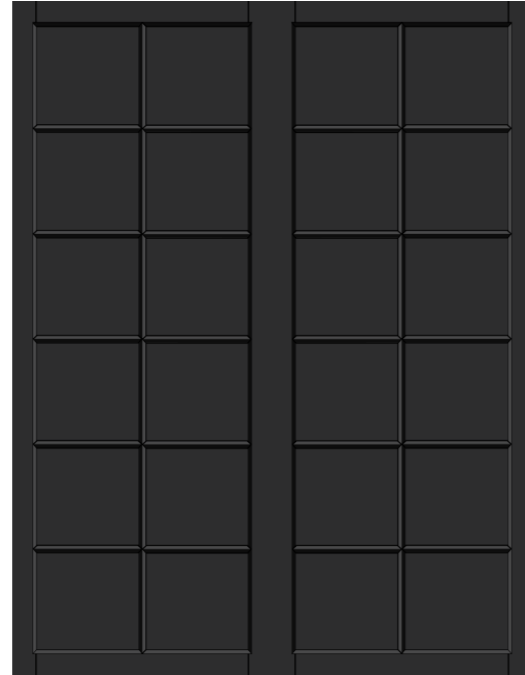


Urban Lite® Doors: Designs - Door Pairs

DD0119C
PIETTA
GLAZED

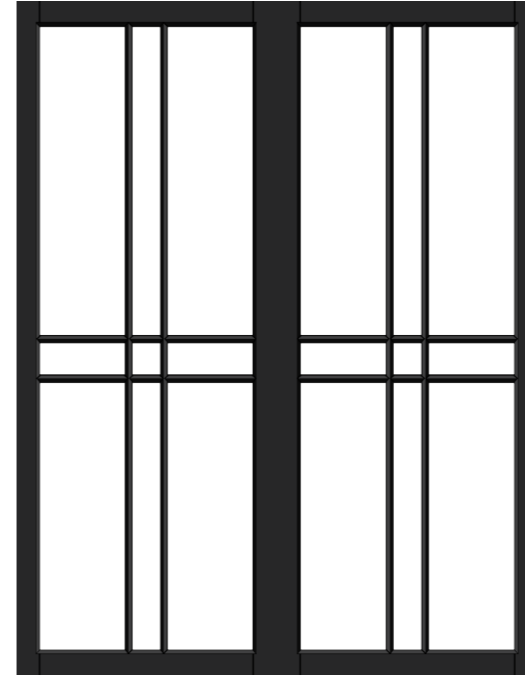


DD0119P
PIETTA
PANEL




Urban Lite® Doors: Designs - Door Pairs


DD0121C
UNARO
GLAZED



DD0121P
UNARO
PANEL



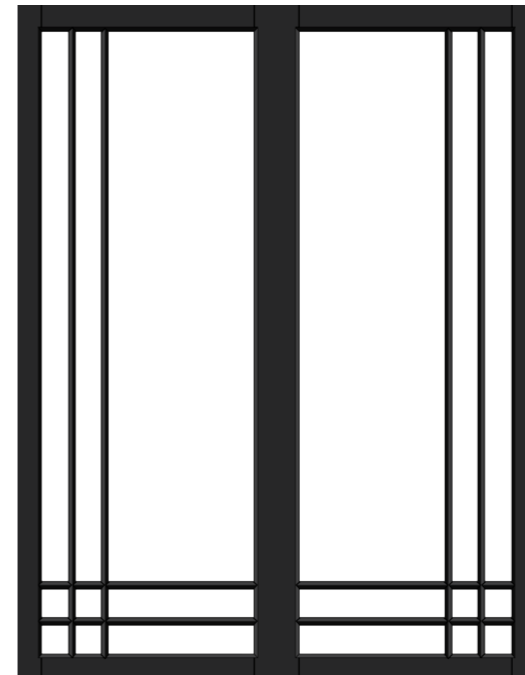
DD0120C
STARAN
GLAZED




DD0120P
STARAN
PANEL



DD0122C
VIETAS
GLAZED

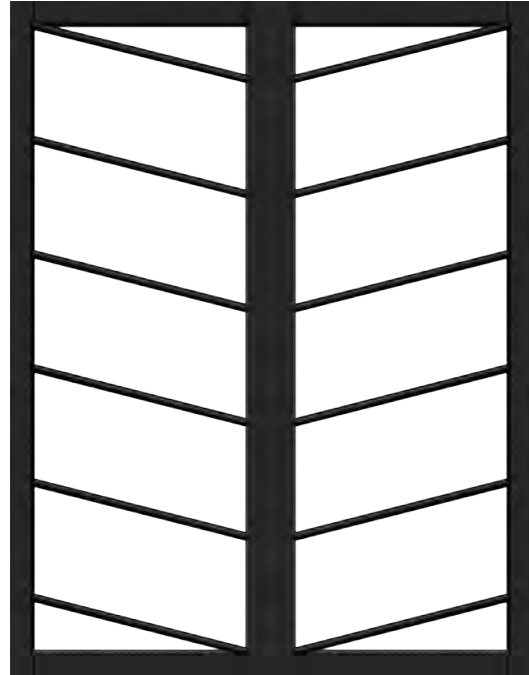


DD0122P
VIETAS
PANEL



Urban Lite® Doors: Designs - Door Pairs

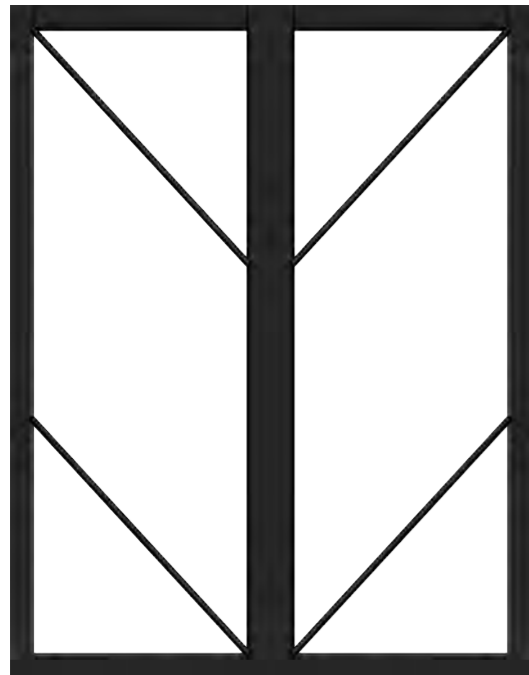
DD0123C
YANNA
GLAZED




DD0123P
YANNA
PANEL



DD0124C
ARIA
GLAZED



DD0124P
ARIA
PANEL



Multi door discount available.

If you require a colour sample, please get in touch with your supplier.



Any door pair can be supplied with or without the pairmaker.

If the pairmaker is selected, 12mm will be included in the overall sizes provided by the client.

The pairmaker is supplied loose so you can choose which door opens first when fitting.
Pairmakers finish will match your chosen door pair.



Urban Lite® Doors: Door Frames

Bespoke Frame Lining kit will suit all doors from our Urban Lite® Range.

All precut to a set large dimension so they suit multiple door widths and heights, end legs both pre-drilled as is the lintol on one side with a template supplied to allow correct drilling of the other side of the lintol to your chosen width, all for ease of assembly, the pins, screws and caps are supplied but drilling for wall fixing has to be done by you to suit your home or project.

Single And Double Door Frames are available in Six Premium Primed colour options.

Thruframe Bespoke Door Lining Frames are 133x30mm thick with 62mm door stops and are mainly used where there is a timber stud style partition wall or a robust wall to give extra stability, the price is per 6 piece pack including the door stops, to suit one large doorway, sold in kit form.

Door Frame Material: Premium Primed MDF



Urban Lite® Doors: Handles Available

A range of ironmongery to suit our Eco-Urban single and double doors.



SHELTON
BLACK
(TH-003-BLACK)

SHELTON
SATIN STAINLESS
(TH-003-SSS)

SHELTON
POLISHED STAINLESS STEEL
(TH-003-BSS)

Matching locks and minimalistic thumb-turns for the bathroom doors are also available. Please ask your supplier for more details.

CONCORD PULL HANDLES
280mm

BLACK
(GH022-BLACK)

SATIN STAINLESS STEEL
(GH022-SSS)

POLISHED STAINLESS STEEL
(GH022-BSS)



Please note: The Handmade Urban Lite® Doors will require a maximum 64mm latch. Do not drill any more than 70mm from the edge of the door.

Urban Lite® Doors: Handles Available



MONROE
BLACK
(TH-018-BLACK)

MONROE
SATIN STAINLESS
(TH-018-SSS)

MONROE
POLISHED STAINLESS STEEL
(TH-018-BSS)



ORLANDO
BLACK
(TH-019-BLACK)

ORLANDO
SATIN STAINLESS
(TH-019-SSS)

ORLANDO
POLISHED STAINLESS STEEL
(TH-019-BSS)

Matching locks and minimalistic thumb-turns for the bathroom doors are also available. Please ask your supplier for more details.



CERBERUS
CONCEALED HINGE
SATIN STAINLESS STEEL
(G135-SSS)



CERBERUS
CONCEALED HINGE
BLACK
(G135-BLACK)



CRATUS RADIUS HINGE
POLISHED STAINLESS STEEL
(H433-BSS)



CRATUS RADIUS HINGE
SATIN STAINLESS STEEL
(H433-SSS)



CRATUS RADIUS HINGE
BLACK
(H433-BLACK)



ARES HINGE
POLISHED STAINLESS STEEL
(H42652-BSS)



ARES HINGE
SATIN STAINLESS STEEL
(H42652-SSS)



ARES HINGE
BLACK
(H42652-BLACK)



Contact

+44 (0)1968 671 681

enquiries@directdoors.com

Delivery

Our standard delivery service is operating for almost all products, albeit some may have slight delays that are subject to change due to supply source issues. Our aim is to dispatch all orders with a minimum of delay.

We provide tailored support and exceptional service, creating a bespoke door experience that makes our clients feel valued and cared for. We aim to build long-term relationships built on trust and mutual respect.

