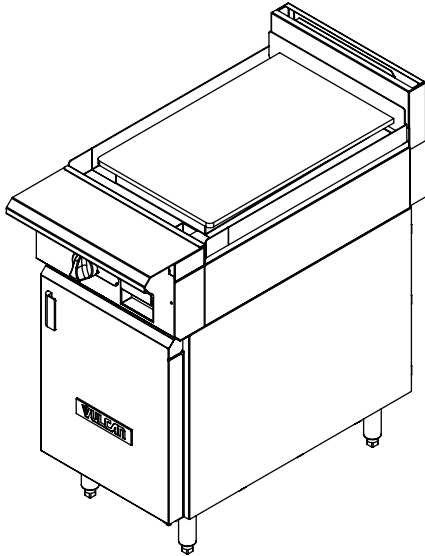


HEAVY DUTY COOKING**VULCAN****HEAVY DUTY GAS RANGE
18" WIDE PLANCHA GAS RANGE**

Model V1P18B
(shown on cabinet base)

**SPECIFICATIONS**

18" wide heavy duty gas range, Vulcan model No. V1P18 (modular) and V1P18B (cabinet base). Stainless steel front, front top ledge, burner box, sides, base, stub back and 4" adjustable legs. 1 $\frac{1}{4}$ " diameter front gas manifold and 1 $\frac{1}{4}$ " rear gas, capped. One 17,500 BTU/hr. burner with individual pilots and controls for each burner. 1/2" polished steel plate with 4" high side splashes. 1/4" rear gas connection. Total input 17,500 BTU/hr.

Exterior Dimensions:

36 $\frac{3}{4}$ "d x 18"w x 40 $\frac{1}{2}$ "h on 4" adjustable legs

- V1P18** 18" Wide Plancha / Modular
- V1P18B** 18" Wide Plancha / Cabinet Base

STANDARD FEATURES

- Stainless steel front, front top ledge, burner box, sides, base, and stub back
- 1 $\frac{1}{4}$ " diameter front gas manifold with 1 $\frac{1}{4}$ " rear gas connection (capped)
- 17,500 BTU/hr. burner
- Individual pilots and controls for each burner
- 1/2" polished steel plate
- 3 sided grease trough
- 4" stainless steel stub riser
- 6" adjustable stainless steel legs for "B" models (no legs for modular model)
- Stainless steel cabinet base door
- Universal rack guides, with one removable shelf (cabinet base)
- One year limited parts and labor warranty

Optional Features (Factory Installed)

- Cap and cover front manifold
- 4" adjustable flanged feet for modular models
- Less legs for dolly mounting of cabinet base models
- 3" high toe base for curb mounting of cabinet base models
- Universal rack guides, with one shelf (shelf is removable)

ACCESSORIES (Packaged & Sold Separately)

- 3/4", 1", or 1 $\frac{1}{4}$ " gas pressure regulator (specify gas type – pack loose)
- Set of 4 casters, 6" high (two locking)
- 6" adjustable flanged feet for cabinet base models
- Extra removable shelves for use with Universal rack guides (cabinet base)
- Banking strip
- 10", 22", or 34" high back risers (no shelf)
- 22" single deck solid or flo-thru high shelf risers
- 34" double deck solid or flo-thru high shelf risers
- Flexible gas hose with quick disconnect and restraining device

VULCAN

a division of ITW Food Equipment Group LLC

P.O. Box 696 ■ Louisville, KY 40201 ■ Toll-free: 1-800-814-2028 ■ Local: 502-778-2791 ■ Quote & Order Fax: 1-800-444-0602



HEAVY DUTY GAS RANGE
18" WIDE PLANCHA GAS RANGE

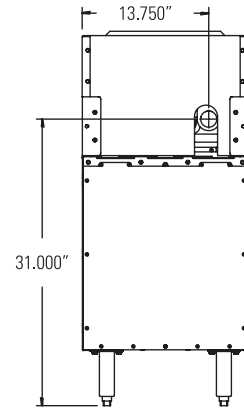
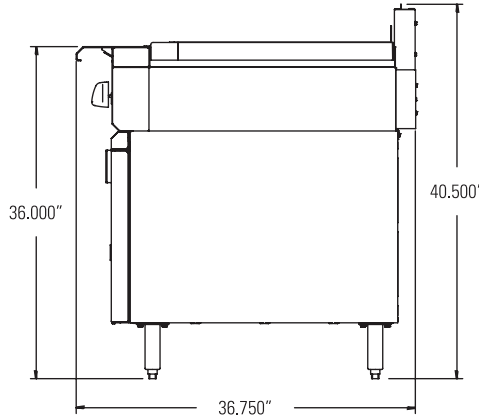
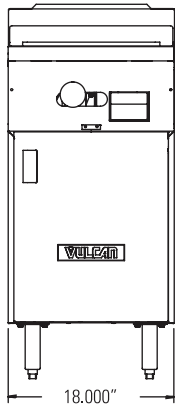
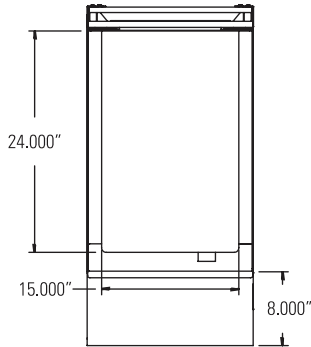
INSTALLATION INSTRUCTIONS

1. A properly sized gas pressure regulator suitable for battery or single unit application must be furnished and installed. Natural gas 6.0" W.C., propane gas 10.0" W.C.
2. An adequate ventilation system is required for commercial cooking equipment. Information may be obtained by writing to the National Fire Protection Association, 1 Batterymarch Park, Quincy, MA 02269, www.NFPA.org. When writing, refer to NFPA No. 96.
3. These units are manufactured for installation in accordance with ANSZ223.1A (latest edition), National Fuel Gas Code. Copies may be obtained from The American Gas Association, 400 N Capitol St. NW, Washington, DC 20001, www.AGA.org.
4. **Clearances**

	Rear	Sides
Combustible	10"	10"
Non-combustible	0"	0"
5. For proper combustion, install equipment on adjustable legs or casters. On curb or platform, allow 3 1/2" front overhang. Toe base with leveling bolts are required for curb installation. Specify when ordering.
6. Cannot be battered with GH series equipment.
7. This appliance is manufactured for commercial installation only and is not intended for home use.

NOTE: In line with its policy to continually improve its product, Vulcan reserves the right to change materials and specifications without notice.

Specify type of gas when ordering.
Specify altitude when above 2,000 feet.



TOP CONFIGURATION	MODEL NUMBER	DESCRIPTION	TOTAL INPUT BTU / HR	SHIPPING WEIGHT LBS / KG
	V1P18	18" Wide Plancha / Modular	17,500	220 / 100
	V1P18B	18" Wide Plancha / Cabinet Base	17,500	285 / 129

This appliance is manufactured for commercial use only and is not intended for home use.



a division of ITW Food Equipment Group LLC

P.O. Box 696 ■ Louisville, KY 40201 ■ Toll-free: 1-800-814-2028 ■ Local: 502-778-2791 ■ Quote & Order Fax: 1-800-444-0602

NOTE: In line with its policy to continually improve its products, Vulcan reserves the right to change materials and specifications without notice.