


B55

Features

- Application storage capacity from 242 lbs (110 kg) to 854 lbs (388 kg).
- Multiple bin tops provide an easy solution for mounting ice makers on different sized bins.
- Polyethylene bin liner is insulated with foam for maximum ice preservation – 1.5" to 3" (38 mm to 76 mm).
- 31" deep for use where space is at a premium.
- Built-in ice scoop holders on certain models.
- Sturdy leg design – 6" (152 mm) adjustable NSF approved legs – standard.
- Durable aluminum finish.

SLOPE FRONT STORAGE BINS

Bin Accessories

Ice-O-Matic Part Number	Description
1011517-22	Plastic ice shovel
1011517-23	Hanging bracket for ice shovel
1011517-24	46.5" Plastic paddle
1051517-29	Hanging bracket for ice paddle
9051127-01	82 Ounce ice scoop

Ordering and Specification Information – Required Bin Top/Cover

Bin Model No.	Application Bin Storage lbs (kgs)	Approximate Shipping Weight lbs (kgs)	ICE Series™ Cube Ice Makers			Nugget Ice Makers	Flake Ice Makers
			22" (559 mm) wide	30" (762 mm) wide	48" (1,219 mm) wide	21" (533 mm) wide	21" (533 mm) wide
B25PP*	242 (110)	74 (34)	KBT19	■ ■	N/A	KBT19	KBT19
B4OPS	344 (156)	103 (47)	KBT19	■ ■	N/A	KBT19	KBT19
B42PS	351 (160)	99 (45)	■ ■	N/A	N/A	KBT24	KBT24
B55PS	510 (232)	125 (57)	KBT19	■ ■	N/A	KBT19	KBT19
B11OPS	854 (388)	163 (74)	N/A	BPF-1	■ ■	KBT23	KBT23

■ ■ Kit not required. Hold down securement recommended.

Bin Height includes 6" (423 mm) legs. All bins have polyethylene liners.

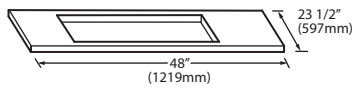
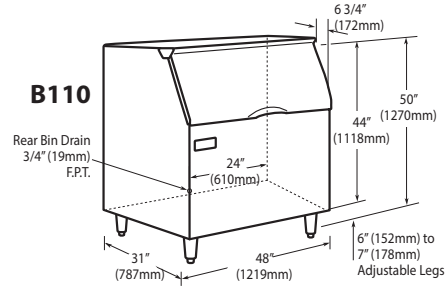
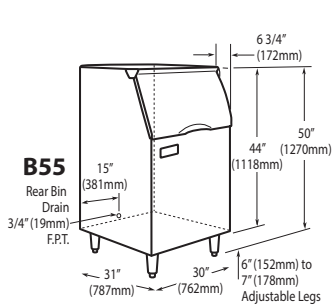
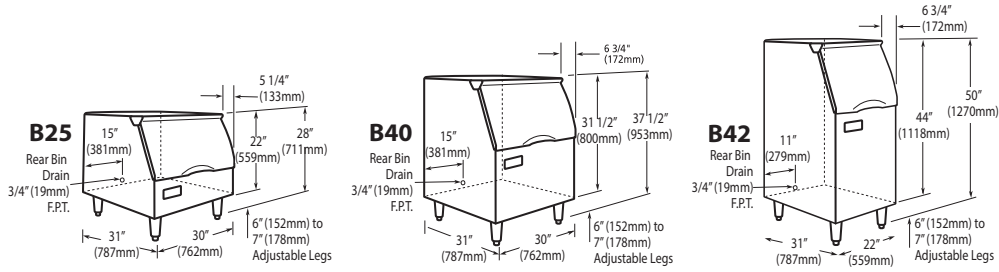
*Rotocast finish

Ordering and Specification Information – Side by Side

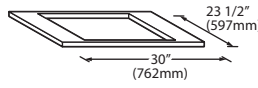
Bin Model No.	Style	Application Bin Storage lbs (kgs)	Approximate Shipping Weight lbs (kgs)	ICE Series™ Cube Ice Makers			Nugget Ice Makers	Flake Ice Makers
				Two 22" (559 mm) wide	Two 30" (762 mm) wide	Two 48" (1,219 mm) wide	Two 21" (533 mm) wide	Two 21" (533 mm) wide
B25PP*	Slope Front	242 (110)	74 (34)	N/A	N/A	N/A	N/A	N/A
B4OPS	Slope Front	344 (156)	103 (47)	N/A	N/A	N/A	N/A	N/A
B42PS	Slope Front	351 (160)	99 (45)	N/A	N/A	N/A	N/A	N/A
B55PS	Slope Front	510 (232)	125 (57)	N/A	N/A	N/A	N/A	N/A
B11OPS	Slope Front	854 (388)	163 (74)	N/A	N/A	N/A	KBT22	KBT22

*Rotocast finish

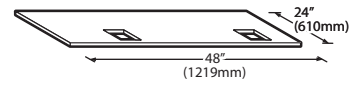
Dimensions



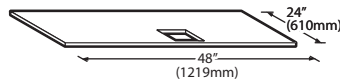
KBT5
Bin Top for 30" (762 mm) ICE series cuber including the ICE1506 family on a B100 bin



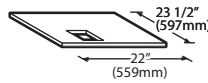
KBT19
Bin Top for 30" (762mm) bins with 22" (559mm) ICE Series Cube Ice Makers GEM Series Ice Makers & MFI Series Ice Makers



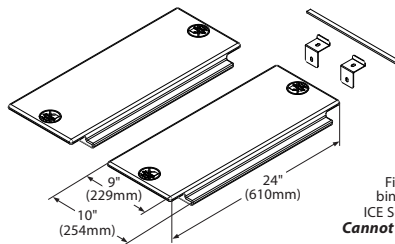
KBT22
Bin Top for 48" (1219mm) bins with (2) 21" (533mm) wide GEM Series Ice Makers & MFI Series Ice Makers



KBT23
Bin Top for 48" (1219mm) bins with (1) 21" (533mm) wide GEM Series Ice Makers & MFI Series Ice Makers



KBT24
Bin Top for 22" (559mm) bins with (1) 21" (533mm) wide GEM Series Ice Maker



BPF-1
Filler Panel for B110 bins with 30" (762mm) ICE Series Cube Ice Makers
Cannot be used with the B100

NOTES:

Approx. Shipping Weight lbs (kg): B110 191 (87 kg) • B55 170 (77 kb) • B25 95 (43 kg) • B40 135 (61 kg) • B42 135 (61 kg)