




Project _____
 Item # _____
 Quantity _____

Drop-In Slim Ice Wells

Models: IWB-S1, -S2, -S3, -S4

Hatco Drop-In Slim Ice Wells provide all the quality features of our Refrigerated Drop-Ins, but without any refrigeration or electrical components. Now available in a slim line configuration providing customers with a complete well within easy reach, regardless of the sneeze guards. These ice-cooled, insulated units can hold pre-chilled food products at preferred serving temperatures.

Ideal for salad bars, cold buffets and chilled beverage bars. Pan dividers give you greater flexibility in your variety of featured food products.



Standard features

- Slim configurations to hold 1 to 4 full-size pan configurations but placed lengthwise
- Optimal insulation on sides and bottom ensure better cold retention and cost savings
- Bezel design allows clear viewing and easy food access
- Larger 1" brass drain with flat screen simplifies cleaning
- False bottom accessory conveniently holds ice above drain for ease of draining
- Matches the Hatco line of Wells for a fully integrated look

Options (available at time of purchase only)

- Slant Kit to give Ice Wells a 5° tilt

Accessories

Pan Support Bars

- 12" (305 mm)

Perforated False Bottom

- Hangs from pan shelf, 3.5" (89 mm) from top
- Placed on bottom of unit, 8" (203 mm) from top

Stainless Steel Food Pans:

- Third-Size (2.5" [64 mm] H)
- Full-Size (2.5" [64 mm] H)
- Full-Size (6" [152 mm] H)
- Half-Size (2.5" [64 mm] H)
- Full-Size (4" [102 mm] H)

Wire Trivets Stainless:

- Half-Size (10.19" [259 mm] W x 7.625 [194 mm] D)
- Full-Size (10.125" [259 mm] W x 18" [457 mm] D)

For operation, location and safety information, please refer to the Installation & Operating Manual.



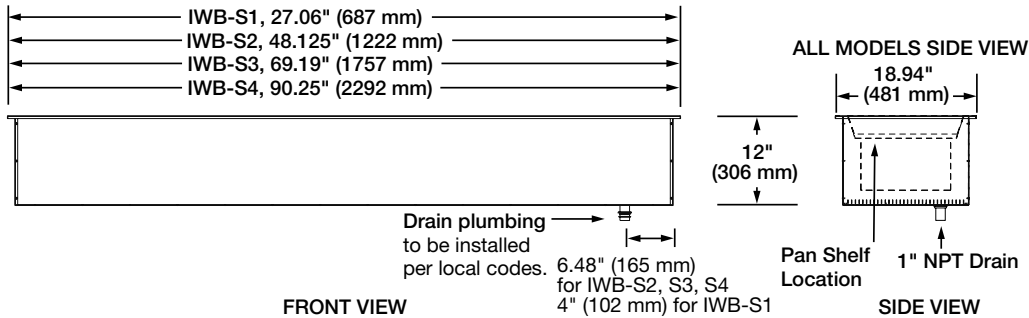
HATCO CORPORATION | P.O. Box 340500 Milwaukee, WI 53234-0500 U.S.A.
 (800) 558-0607 | (414) 671-6350 | www.hatcocorp.com | support@hatcocorp.com



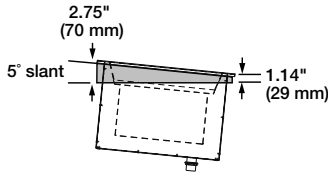
Drop-In Slim Ice Wells

Models: IWB-S1, -S2, -S3, -S4

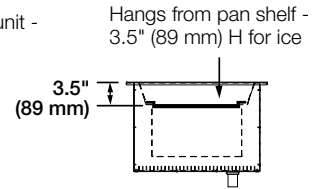
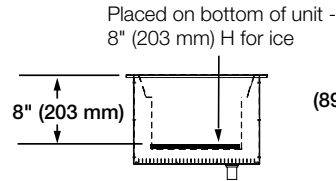
Models IWB-S1, -S2, -S3, -S4



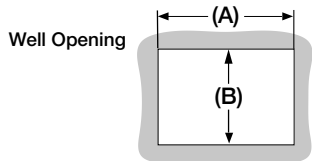
IWB-S
Slant Option
(gray highlight)



IWB-S
False Bottom Accessories
1-part or 2- part
depending on pan size



Cutout Dimensions for Drop-In Ice Wells



Model	Minimum Width (A)	Maximum Width (A)	Minimum Depth (B)	Maximum Depth (B)
IWB-S1	25.22" (641 mm)	26.06" (662 mm)	17.06" (433 mm)	17.94" (456 mm)
IWB-S2	46.25" (1175 mm)	47.09" (1196 mm)		
IWB-S3	67.31" (1710 mm)	68.16" (1731 mm)		
IWB-S4	88.375" (2245 mm)	89.22" (2266 mm)		

SPECIFICATIONS Drop-In Insulated Slim Ice Wells

Model	Dimensions (Width x Depth x Height)	Ship Weight*
IWB-S1	27.06" x 18.94" x 12" (687 x 481 x 306 mm)	48 lbs. (22 kg)
IWB-S2	48.125" x 18.94" x 12" (1222 x 481 x 306 mm)	65 lbs. (30 kg)
IWB-S3	69.19" x 18.94" x 12" (1757 x 481 x 306 mm)	85 lbs. (39 kg)
IWB-S4	90.25" x 18.94" x 12" (2292 x 481 x 306 mm)	107 lbs. (49 kg)

* Shipping weight includes packaging and are approximate.

PRODUCT SPECS

Drop-In Ice Wells

The Drop-In Slim Ice Well shall be a Model ... as manufactured by the Hatco Corporation, Milwaukee, WI 53234 U.S.A.

The Drop-In Ice Well shall be ... inches (millimeters) in overall width and be ... inches (millimeters) in overall depth. It shall consist of aluminized steel housing

with a stainless interior and bezel.

Accessories may include perforated false bottoms, pan support bars, trivets and stainless steel food pans.

Warranty consists of 24/7 parts and service assistance (US and Canada only).

HATCO CORPORATION | P.O. Box 340500 Milwaukee, WI 53234-0500 U.S.A.
 (800) 558-0607 | (414) 671-6350 | www.hatcocorp.com | support@hatcocorp.com