



Project _____
 Item # _____
 Quantity _____

Drop-In Modular/Ganged Heated Wells

Models:

HWBI-1, -1D, -1DA
 HWBI-2, -2D, -2DA, -2M, -2MA,
 HWBI-3, -3D, -3DA, -3M, -3MA,
 HWBI-4, -4D, -4DA, -4M, -4MA,
 HWBI-5, -5D, -5DA, -5M, -5MA,
 HWBI-6, -6D, -6DA, -6M, -6MA


HWBLI-1, -1D, -1DA
 HWBLI-2, -2D, -2DA, -2M, -2MA,
 HWBLI-3, -3D, -3DA, -3M, -3MA,
 HWBLI-4, -4D, -4DA, -4M, -4MA,
 HWBLI-5, -5D, -5DA, -5M, -5MA,
 HWBLI-6, -6D, -6DA, -6M, -6MA

Hatco Modular/Ganged Heated Wells keep hot food at safe serving temperatures, with better quality construction, longer holding times and more accurate temperatures. They are full-sized wells, grouped together in a modular fashion to provide customers with a complete steam table contained within one piece of equipment. This means easy installation with a clean integrated look for your steam table.

Choose the number of wells, from 1 to 6 unit configurations, as well as voltage, auto-fill, controls, drain, cord and mounting options. Each well has its own individual control to regulate the temperature of each separate food offering.

Standard features

- Longer holding times with more accurate temperatures
- Separate lighted On/Off rocker switch and temperature dial for easy operation
- 50% larger drain with flat screen simplifies cleaning and holds pans level
- Unique design allows quick change of element or thermostat if needed
- EZ locking hardware for quick installation
- Stainless steel construction and solid brazed drain fitting joints for durability
- A 6' (1829 mm) conduit is included for convenient placement of controls



HWBI-5MA with accessory food pans and optional split control boxes

Options (available at time of purchase only)

- Surface Hole Mounting to Countertop (Includes EZ Lock)
- Stud Mounting to Countertop
- Three-Phase Wiring (not available on HWBI-1 series or export voltages)
- Copper Drain Manifold with side exit (not available on 120V units, HWBI-1 or HWBLI-1 Series)
- Copper Drain Manifold with bottom exit (not available on 120V units, HWBI-1 or HWBLI-1 Series)
- Cord for HWBLI-2, -3 or HWBI-1, -2, -3, -4, -5, -6 (Single phase/single control box only, not for export voltages)
- 27" D (686 mm) Bezel for modular unit to match Hatco CWB models in a countertop display

Accessories

- Rectangular Full-Size Stainless Steel Food Pans:
- Third-Size (2.5" [64 mm] H) Half-Size (2.5" [64 mm] H)
 - Full-Size (2.5" [64 mm] H) Full-Size (4" [101 mm] H)
 - Full-Size (6" [152 mm] H)
- Round Food Pans:
- 4 Quart (4 Liter) 7 Quart (7 Liter)
- Hinged Lid for Round Pans:
- 4 Quart (4 Liter) 7 Quart (7 Liter)
- Notched Lid for Round Pans:
- 4 Quart (4 Liter) 7 Quart (7 Liter)
- Stainless Steel Wire Trivets:
- Half-Size Full-Size
- Plated Wire Trivets:
- Half-Size Full-Size
- Adapter to Convert Warmers to hold Round Pans:
- Holds two 4-Quart (4-Liter) Rounds
 - Holds two 7-Quart (7-Liter) Rounds
- Support Bars:
- 12" (305 mm) 20" (508 mm)
- External Copper Drain Manifold with Individual Shut-Off Valves per Well (Only for units with individual drains):
- 2-Pan Unit 3-Pan Unit 4-Pan Unit 5-Pan Unit 6-Pan Unit
- Ball Valve for Unit with Drains:
- 3/4" 1"
- Gate Valve for Unit with Drains:
- 3/4" 1"
- Heated Well Remote Handle for 3/4" drains

For operation, location and safety information, please refer to the Installation & Operating Manual.



HATCO CORPORATION | P.O. Box 340500 Milwaukee, WI 53234-0500 U.S.A.
 (800) 558-0607 | (414) 671-6350 | www.hatcocorp.com | support@hatcocorp.com



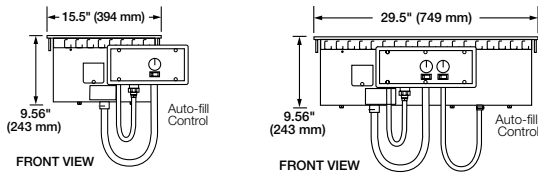
Drop-In Modular/Ganged Heated Wells

Models: HWBI/HWBLI-1, -2, -3, -4, -5, -6 (with/without Drains and Manifolds)

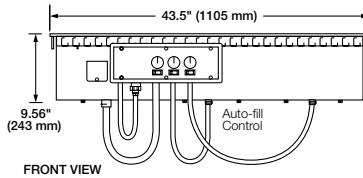
Ordering Instructions *(Please specify the following with each order)*

1. **Desired Voltage:**
 HWBI-1, -2, -3, -4, -5, -6 (D, DA, M, MA) 120V, single phase, export voltage not available
 HWBI-1, -2, -3, -4, -5, -6 Series (D, DA, M, MA) 208, 220 or 240V, export voltages available
 A. Single phase
 B. Three phase (Optional, not available for export)
2. **Desired Wattage:**
 A. Standard Watt
 B. Low Watt (120V only)
3. **Number of Modular/Ganged Heated Wells Required:**
 1-, 2-, 3-, 4-, 5-, or 6-pan
NOTE: Modular/Ganged units are only offered as rectangular, full-size (12" x 20" [305 x 508 mm])
4. **Drain** (With or without – choose drain below):
 A. Standard Individual Well 3/4" NPT Drain
 B. Manifold 1" NPT Drain with side drain, field selectable left or right side (Available on HWBI or HWBLI-2, -3, -4, -5, -6 models only)
 C. Manifold 1" NPT Drain with bottom drain, field selectable left or right well (Available on HWBI or HWBLI-2, -3, -4, -5, -6 models only)
5. **Auto-fill** (With or without)
6. **Mounting Style** (All Modular/Ganged units are top mounted only):
 A. EZ Locking Hardware
 B. EZ Locking Hardware with 2" (51 mm) Studs
 C. EZ Locking Hardware with Surface Holes
7. **Bezel**
 A. Standard: 23.625" (600 mm)
 B. Oversized: allows a 27" (686 mm) deep bezel to match Hatco CWB in a countertop display
8. **Agency:**
 A. UL, C-UL
 B. UL-EPH (Sanitary listing)
 C. CE mark available on standard watt models
9. **Control:**
 A. Single Control box (Standard on all units)
 B. Split Controls boxes (Optional on 4-, 5-, 6-pan units, not available in Canada)

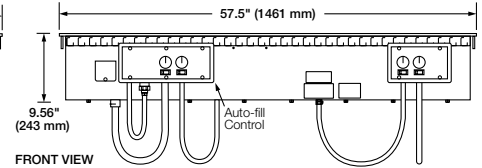
HWBI/HWBLI-1 Series HWBI/HWBLI-2 Series



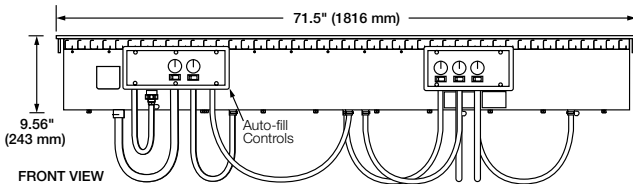
HWBI/HWBLI-3 Series



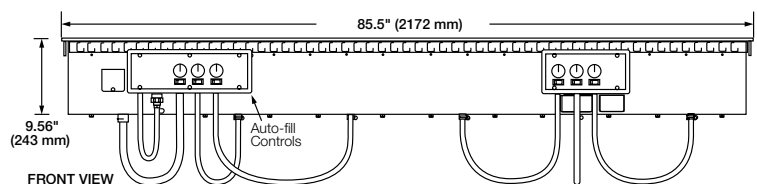
HWBI/HWBLI-4 Series



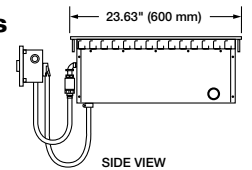
HWBI/HWBLI-5 Series



HWBI/HWBLI-6 Series



All HWBI/HWBLI-Series (Side view)



Drop-In Modular/Ganged Heated Wells Countertop Cut Outs

Model	Minimum Width	Maximum Width	Minimum Depth	Maximum Depth
HWBI-, HWBLI-1 Series	14.125" (359 mm)	14.31" (365 mm)	22.25" (565 mm)	22.5" (572 mm)
HWBI-, HWBLI-2 Series	28.125" (714 mm)	28.31" (719 mm)		
HWBI-, HWBLI-3 Series	42.125" (1070 mm)	42.31" (1075 mm)		
HWBI-, HWBLI-4 Series	56.125" (1426 mm)	56.31" (1430 mm)		
HWBI-, HWBLI-5 Series	70.125" (1781 mm)	70.31" (1786 mm)		
HWBI-, HWBLI-6 Series	84.125" (2137 mm)	84.31" (2141 mm)		

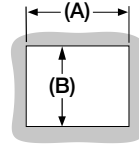
▼ Add 1/16" (2 mm) to Maximum Width when using EZ locking mount.



Drop-In Modular/Ganged Heated Wells

Models: HWBI/HWBLI-1, -2, -3, -4, -5, -6 (with/without Drains and Manifolds)

Control Box Opening
(Single control shown)










Cutout Dimensions for Control Box

WITHOUT AUTO-FILL	Series	All Heights (B)	Single Configuration	Split Configuration [▲]		WITH AUTO-FILL	Single Configuration	Split Configuration [▲]	
			Width (A)	Left Control (A)	Right Control (A)		Width (A)	Left Control (A)	Right Control (A)
	HWBI-, HWBLI-1	4.75" (121 mm)	5.75" (146 mm)	Not Available	Not Available		10.125" (257 mm)	Not Available	Not Available
	HWBI-, HWBLI-2		8.00" (203 mm)				12.325" (314 mm)		
	HWBI-, HWBLI-3		10.25" (260 mm)				14.625" (371 mm)		
	HWBI-, HWBLI-4		12.50" (318 mm)	8.00" (203 mm)	8.00" (203 mm)		16.875" (429 mm)	12.375" (314 mm)	8.00" (203 mm)
	HWBI-, HWBLI-5		14.75" (375 mm)	8.00" (203 mm)	10.25" (260 mm)		19.125" (486 mm)	12.375" (314 mm)	10.25" (260 mm)
	HWBI-, HWBLI-6		17.00" (432 mm)	10.25" (260 mm)	10.25" (260 mm)		21.375" (543 mm)	14.625" (371 mm)	10.25" (260 mm)

▲ Not available in Canada

SPECIFICATIONS Drop-In Modular/Ganged Heated Wells

The shaded areas contain electrical information for International models only

Model	Dimensions (Width x Depth x Height)	Volts	Phase	Watts	Amps	Optional Plug	Control Box Configuration	Ship Weight*
HWBI-1 HWBI-1D HWBI-1DA	15.5" x 23.63" x 9.56" (394 x 600 x 243 mm)	120	Single	1215	10.1	NEMA 5-15P	Standard single 	38 lbs. (17 kg)
208		5.9			6-15P			
240		5.1			6-15P			
HWBLI -1, -1D, -DA	15.5" x 23.63" x 9.56" (394 x 600 x 243 mm)	220			5.5	BS 1363		
		220-230-CE 230-240-CE		1215/1328 1116/1215	5.5/5.8 4.9/5.1	Not Available		
HWBI-2, HWBI-2D HWBI-2DA HWBI-2M HWBI-2MA	29.5" x 23.63" x 9.56" (749 x 600 x 243 mm)	208	Single Three Single Three	2415	11.6	6-15P	Standard single 	73 lbs. (33 kg) 77 lbs. (35 kg) 87 lbs. (40 kg) 74 lbs. (34 kg) 85 lbs. (39 kg)
		208			10.1	Not Available		
		240			10.1	6-15P		
		240			8.7	Not Available		
		220			11.0	BS 1363		
		220-230-CE 230-240-CE	Single	2415/2640 2218/2415	11/11.5 9.6/10.1	Not Available		
HWBLI-2, -D, -DA, -M, -MA	29.5" x 23.63" x 9.56" (749 x 600 x 243 mm)	120	Single	1500	12.5	NEMA 5-20P		
HWBI-3 HWBI-3D HWBI-3DA HWBI-3M HWBI-3MA	43.5" x 23.63" x 9.56" (1105 x 600 x 243 mm)	208	Single Three Single Three	3615	17.4	6-30P	Standard single 	103 lbs. (47 kg) 100 lbs. (45 kg) 112 lbs. (51 kg) 108 lbs. (49 kg) 112 lbs. (51 kg)
		208			10.1	Not Available		
		240			15.1	6-20P		
		240			8.8	Not Available		
		220			16.4			
		220-230-CE 230-240-CE	Single	3615/3951 3320/3615	16.4/17.2 14.4/15.1	Not Available		
HWBLI-3, -D, -DA, -M, -MA	43.5" x 23.63" x 9.56" (1105 x 600 x 243 mm)	120	Single	2250	18.8	NEMA 5-30P		
HWBI-4 HWBI-4D HWBI-4DA HWBI-4M HWBI-4MA	57.5" x 23.63" x 9.56" (1461 x 600 x 243 mm)	208	Single Three Single Three	4815	23.2	NEMA-6-30P	Standard single 	132 lbs. (60 kg) 136 lbs. (62 kg) 133 lbs. (60 kg) 138 lbs. (63 kg) 138 lbs. (63 kg)
		208			15.8	Not Available		
		240			20.1	NEMA-6-30P		
		240			13.7	Not Available		
		220			21.9			
		220-230-CE 230-240-CE	Single	4815/5262 4422/4815	21.9/22.9 19.2/20.1	Not Available	Optional split (Not available in Canada) 	
HWBLI-4, -D, -DA, -M, -MA	57.5" x 23.63" x 9.56" (1461 x 600 x 243 mm)	120	Single	3000	25	Not Available	 	

* Shipping weight includes packaging.

HATCO CORPORATION | P.O. Box 340500 Milwaukee, WI 53234-0500 U.S.A.
(800) 558-0607 | (414) 671-6350 | www.hatcocorp.com | support@hatcocorp.com









Drop-In Modular/Ganged Heated Wells

Models: HWBI/HWBLI-1, -2, -3, -4, -5, -6 (with/without Drains and Manifolds)

SPECIFICATIONS

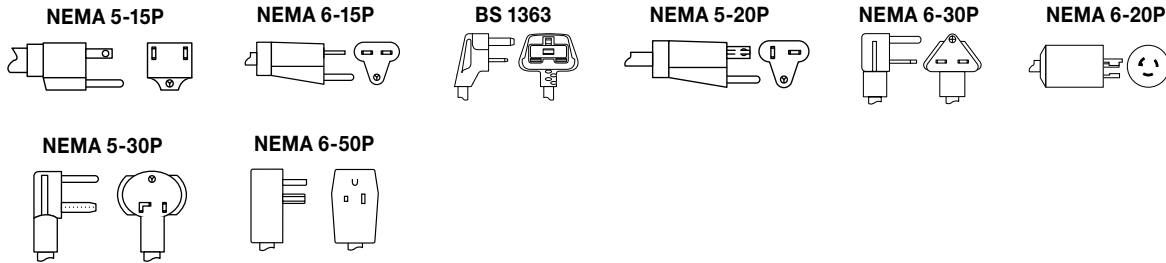
Drop-In Modular/Ganged Heated Wells

The shaded areas contain electrical information for International models only

Model	Dimensions (Width x Depth x Height)	Volts	Phase	Watts	Amps	Optional Plug	Control Box Configuration	Ship Weight*
HWBI-5 HWBI-5D HWBI-5DA HWBI-5M HWBI-5MA	71.5" x 23.63" x 9.56" (1816 x 600 x 243 mm)	208	Single	6015	28.9	NEMA-6-50P	Standard single 	167 lbs. (76 kg) 166 lbs. (75 kg) 167 lbs. (76 kg) 166 lbs. (76 kg) 165 lbs. (75 kg)
		208	Three		20.1	Not Available		
		240	Single		25.1	NEMA-6-50P		
		240	Three		17.4	Not Available		
		220		27.3			Optional split (Not available in Canada) 	
	220-230-CE	Single	6015/6574	27.3/28.6	Not Available			
		230-240-CE		5524/6015	24.0/25.1			
HWBLI-5, -D, -DA M, -MA	71.5" x 23.63" x 9.56" (1816 x 600 x 243 mm)	120	Single	3750	31.3	Not Available		
HWBI-6 HWBI-6D HWBI-6DA HWBI-6M HWBI-6MA	85.5" x 23.63" x 9.56" (2172 x 600 x 243 mm)	208	Single	7215	34.7	NEMA-6-50P	Standard single 	190 lbs. (86 kg) 190 lbs. (86 kg) 193 lbs. (88 kg) 190 lbs. (86 kg) 197 lbs. (89 kg)
		208	Three		20.1	Not Available		
		240	Single		30.1	NEMA-6-50P		
		240	Three		17.4	Not Available		
		220		32.8			Optional split (Not available in Canada) 	
	220-230-CE	Single	7215/7886	32.8/34.3	Not Available			
		230-240-CE		6626/7215	28.8/30.1			
HWBLI-6, -D, -DA, -M, -MA	85.5" x 23.63" x 9.56" (2172 x 600 x 243 mm)	120	Single	4500	37.5	Not Available		

* Shipping weight includes packaging.

PLUG CONFIGURATIONS (Optional)



PRODUCT SPECS

Drop-In Modular/Ganged Heated Wells

The Drop-In Modular/Ganged Heated Well shall be a model manufactured by the Hatco Corporation, Milwaukee, WI 53234 U.S.A.

The Drop-In Modular/Ganged Heated Well shall be rated at ...watts, ...volts, and be ...inches (millimeters) in overall width and be ...inches (millimeters) in

overall depth. It shall consist of stainless and aluminized steel housing with a metal sheathed heating element, EZ locking hardware for installation, and a remote thermostat with lighted power switch.

Warranty consists of 24/7 parts and service assistance (U.S. and Canada only).

HATCO CORPORATION | P.O. Box 340500 Milwaukee, WI 53234-0500 U.S.A.
(800) 558-0607 | (414) 671-6350 | www.hatcocorp.com | support@hatcocorp.com