



Project _____
Item # _____
Quantity _____

Drop-In Modular/Ganged Heated Wells

Models:

HWBI-1, -1D, -1DA
HWBI-2, -2D, -2DA, -2M, -2MA,
HWBI-3, -3D, -3DA, -3M, -3MA,
HWBI-4, -4D, -4DA, -4M, -4MA,
HWBI-5, -5D, -5DA, -5M, -5MA,
HWBI-6, -6D, -6DA, -6M, -6MA

HWBLI-1, -1D, -1DA
HWBLI-2, -2D, -2DA, -2M, -2MA,
HWBLI-3, -3D, -3DA, -3M, -3MA,
HWBLI-4, -4D, -4DA, -4M, -4MA,
HWBLI-5, -5D, -5DA, -5M, -5MA,
HWBLI-6, -6D, -6DA, -6M, -6MA


Hatco Modular/Ganged Heated Wells keep hot food at safe serving temperatures, with better quality construction, longer holding times and more accurate temperatures. They are full-sized wells, grouped together in a modular fashion to provide customers with a complete steam table contained within one piece of equipment. This means easy installation with a clean integrated look for your steam table.

Choose the number of wells, from 1 to 6 unit configurations, as well as voltage, auto-fill, controls, drain, cord and mounting options. Each well has its own individual control to regulate the temperature of each separate food offering.

Standard features

- Longer holding times with more accurate temperatures
- Separate lighted On/Off rocker switch and temperature dial for easy operation
- 50% larger drain with flat screen simplifies cleaning and holds pans level
- Unique design allows quick change of element or thermostat if needed
- EZ locking hardware for quick installation
- Stainless steel construction and solid brazed drain fitting joints for durability
- A 6' (1829 mm) conduit is included for convenient placement of controls

For operation, location and safety information, please refer to the Installation & Operating Manual.



HWBI-5MA with accessory food pans and optional split control boxes

Options (available at time of purchase only)

- ☐ Surface Hole Mounting to Countertop (Includes EZ Lock)
- ☐ Stud Mounting to Countertop
- ☐ Three-Phase Wiring (not available on HWBI-1 series or export voltages)
- ☐ Copper Drain Manifold with side exit (not available on 120V units, HWBI-1 or HWBLI-1 Series)
- ☐ Copper Drain Manifold with bottom exit (not available on 120V units, HWBI-1 or HWBLI-1 Series)
- ☐ Cord for HWBLI-2, -3 or HWBI-1, -2, -3, -4, -5, -6 (Single phase/single control box only, not for export voltages)
- ☐ 27" D (686 mm) Bezel for modular unit to match Hatco CWB models in a countertop display

Accessories

Rectangular Full-Size Stainless Steel Food Pans:

- ☐ Third-Size (2.5" [64 mm] H) ☐ Half-Size (2.5" [64 mm] H)
- ☐ Full-Size (2.5" [64 mm] H) ☐ Full-Size (4" [101 mm] H)
- ☐ Full-Size (6" [152 mm] H)

Round Food Pans:

- ☐ 4 Quart (4 Liter) ☐ 7 Quart (7 Liter)

Hinged Lid for Round Pans:

- ☐ 4 Quart (4 Liter) ☐ 7 Quart (7 Liter)

Notched Lid for Round Pans:

- ☐ 4 Quart (4 Liter) ☐ 7 Quart (7 Liter)

Stainless Steel Wire Trivets:

- ☐ Half-Size ☐ Full-Size

Plated Wire Trivets:

- ☐ Half-Size ☐ Full-Size

Adapter to Convert Warmers to hold Round Pans:

- ☐ Holds two 4-Quart (4-Liter) Rounds
- ☐ Holds two 7-Quart (7-Liter) Rounds

Support Bars:

- ☐ 12" (305 mm) ☐ 20" (508 mm)

External Copper Drain Manifold with Individual Shut-Off Valves per Well

(Only for units with individual drains):

- ☐ 2-Pan Unit ☐ 3-Pan Unit ☐ 4-Pan Unit ☐ 5-Pan Unit ☐ 6-Pan Unit

Ball Valve for Unit with Drains:

- ☐ ¾" ☐ 1"

Gate Valve for Unit with Drains:

- ☐ ¾" ☐ 1"

- ☐ Heated Well Remote Handle for ¾" drains





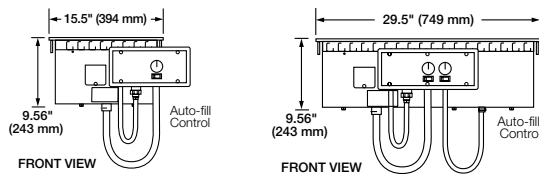
Drop-In Modular/Ganged Heated Wells

Models: HWBI/HWB LI-1, -2, -3, -4, -5, -6 (with/without Drains and Manifolds)

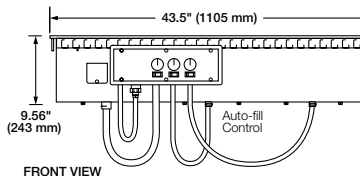
Ordering Instructions *(Please specify the following with each order)*

- 1. Desired Voltage:**
HWBI-1, -2, -3, -4, -5, -6 (D, DA, M, MA) 120V, single phase, export voltage not available
HWBI-1, -2, -3, -4, -5, -6 Series (D, DA, M, MA) 208, 220 or 240V, export voltages available
A. Single phase
B. Three phase (Optional, not available for export)
- 2. Desired Wattage:**
A. Standard Watt
B. Low Watt (120V only)
- 3. Number of Modular/Ganged Heated Wells Required:**
1-, 2-, 3-, 4-, 5-, or 6-pan
NOTE: Modular/Ganged units are only offered as rectangular, full-size (12" x 20" [305 x 508 mm])
- 4. Drain** (With or without – choose drain below):
A. Standard Individual Well ¾" NPT Drain
B. Manifold 1" NPT Drain with side drain, field selectable left or right side (Available on HWBI or HWB LI-2, -3, -4, -5, -6 models only)
C. Manifold 1" NPT Drain with bottom drain, field selectable left or right well (Available on HWBI or HWB LI-2, -3, -4, -5, -6 models only)
- 5. Auto-fill** (With or without)
- 6. Mounting Style** (All Modular/Ganged units are top mounted only):
A. EZ Locking Hardware
B. EZ Locking Hardware with 2" (51 mm) Studs
C. EZ Locking Hardware with Surface Holes
- 7. Bezel**
A. Standard: 23.625" (600 mm)
B. Oversized: allows a 27" (686 mm) deep bezel to match Hatco CWB in a countertop display
- 8. Agency:**
A. UL, C-UL
B. UL-EPH (Sanitary listing)
C. CE mark available on standard watt models
- 9. Control:**
A. Single Control box (Standard on all units)
B. Split Controls boxes (Optional on 4-, 5-, 6-pan units, not available in Canada)

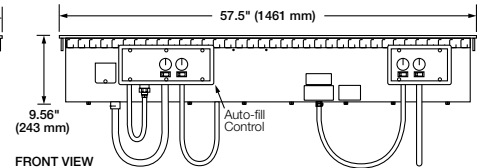
HWBI/HWB LI-1 Series HWBI/HWB LI-2 Series



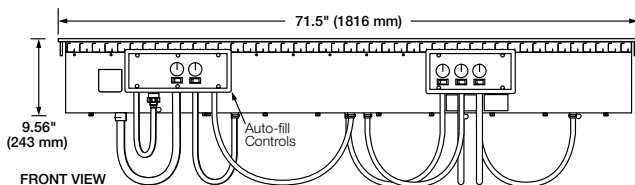
HWBI/HWB LI-3 Series



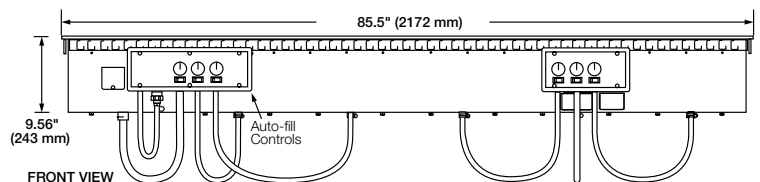
HWBI/HWB LI-4 Series



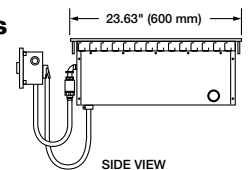
HWBI/HWB LI-5 Series



HWBI/HWB LI-6 Series



**All HWBI/
HWB LI-Series
(Side view)**



Drop-In Modular/Ganged Heated Wells Countertop Cut Outs

Model	Minimum Width	Maximum Width	Minimum Depth	Maximum Depth
HWBI-, HWB LI-1 Series	14.125" (359 mm)	14.31" (365 mm)	22.25" (565 mm)	22.5" (572 mm)
HWBI-, HWB LI-2 Series	28.125" (714 mm)	28.31" (719 mm)		
HWBI-, HWB LI-3 Series	42.125" (1070 mm)	42.31" (1075 mm)		
HWBI-, HWB LI-4 Series	56.125" (1426 mm)	56.31" (1430 mm)		
HWBI-, HWB LI-5 Series	70.125" (1781 mm)	70.31" (1786 mm)		
HWBI-, HWB LI-6 Series	84.125" (2137 mm)	84.31" (2141 mm)		

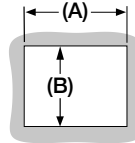
▼ Add ¼" (2 mm) to Maximum Width when using EZ locking mount.



Drop-In Modular/Ganged Heated Wells

Models: HWBI/HWBLI-1, -2, -3, -4, -5, -6 (with/without Drains and Manifolds)

Control Box Opening
(Single control shown)










Cutout Dimensions for Control Box

WITHOUT AUTO-FILL	Series	All Heights (B)	Single Configuration	Split Configuration [▲]		WITH AUTO-FILL	Single Configuration	Split Configuration [▲]	
			Width (A)	Left Control (A)	Right Control (A)		Width (A)	Left Control (A)	Right Control (A)
	HWBI-, HWBLI-1	4.75" (121 mm)	5.75" (146 mm)	Not Available	Not Available		10.125" (257 mm)	Not Available	Not Available
	HWBI-, HWBLI-2		8.00" (203 mm)				12.325" (314 mm)		
	HWBI-, HWBLI-3		10.25" (260 mm)				14.625" (371 mm)		
	HWBI-, HWBLI-4		12.50" (318 mm)	8.00" (203 mm)	8.00" (203 mm)		16.875" (429 mm)	12.375" (314 mm)	8.00" (203 mm)
	HWBI-, HWBLI-5		14.75" (375 mm)	8.00" (203 mm)	10.25" (260 mm)		19.125" (486 mm)	12.375" (314 mm)	10.25" (260 mm)
	HWBI-, HWBLI-6		17.00" (432 mm)	10.25" (260 mm)	10.25" (260 mm)		21.375" (543 mm)	14.625" (371 mm)	10.25" (260 mm)

[▲] Not available in Canada

SPECIFICATIONS Drop-In Modular/Ganged Heated Wells

The shaded areas contain electrical information for International models only

Model	Dimensions (Width x Depth x Height)	Volts	Phase	Watts	Amps	Optional Plug	Control Box Configuration	Ship Weight*
HWBI-1 HWBI-1D HWBI-1DA	15.5" x 23.63" x 9.56" (394 x 600 x 243 mm)	120	Single	1215	10.1	NEMA 5-15P	Standard single 	38 lbs. (17 kg)
208		5.9			6-15P			
240		5.1			6-15P			
220		5.5		BS 1363				
		220-230-CE 230-240-CE		1215/1328 1116/1215	5.5/5.8 4.9/5.1	Not Available		
HWBLI -1, -1D, -DA	15.5" x 23.63" x 9.56" (394 x 600 x 243 mm)	120		750	6.3	NEMA 5-15P		
HWBI-2, HWBI-2D HWBI-2DA HWBI-2M HWBI-2MA	29.5" x 23.63" x 9.56" (749 x 600 x 243 mm)	208	Single Three Single Three	2415	11.6	6-15P	Standard single 	73 lbs. (33 kg) 77 lbs. (35 kg) 87 lbs. (40 kg) 74 lbs. (34 kg) 85 lbs. (39 kg))
208		10.1			Not Available			
240		10.1			6-15P			
240		8.7	Not Available					
		220	Single		11.0	BS 1363		
		220-230-CE 230-240-CE		2415/2640 2218/2415	11/11.5 9.6/10.1	Not Available		
HWBLI-2, -D, -DA, -M, -MA	29.5" x 23.63" x 9.56" (749 x 600 x 243 mm)	120	Single	1500	12.5	NEMA 5-20P		
HWBI-3 HWBI-3D HWBI-3DA HWBI-3M HWBI-3MA	43.5" x 23.63" x 9.56" (1105 x 600 x 243 mm)	208	Single Three Single Three	3615	17.4	6-30P	Standard single 	103 lbs. (47 kg) 100 lbs. (45 kg) 112 lbs. (51 kg) 108 lbs. (49 kg) 112 lbs. (51 kg)
208		10.1			Not Available			
240		15.1			6-20P			
240		8.8	Not Available					
		220	Single		16.4	Not Available		
		220-230-CE 230-240-CE		3615/3951 3320/3615	16.4/17.2 14.4/15.1			
HWBLI-3, -D, -DA, -M, -MA	43.5" x 23.63" x 9.56" (1105 x 600 x 243 mm)	120	Single	2250	18.8	NEMA 5-30P		
HWBI-4 HWBI-4D HWBI-4DA HWBI-4M HWBI-4MA	57.5" x 23.63" x 9.56" (1461 x 600 x 243 mm)	208	Single Three Single Three	4815	23.2	NEMA-6-30P	Standard single 	132 lbs. (60 kg) 136 lbs. (62 kg) 133 lbs. (60 kg) 138 lbs. (63 kg) 138 lbs. (63 kg)
208		15.8			Not Available			
240		20.1			NEMA-6-30P			
240		13.7	Not Available					
		220	Single		21.9	Not Available	Optional split (Not available in Canada) 	
		220-230-CE 230-240-CE		4815/5262 4422/4815	21.9/22.9 19.2/20.1			
HWBLI-4, -D, -DA, -M, -MA	57.5" x 23.63" x 9.56" (1461 x 600 x 243 mm)	120	Single	3000	25	Not Available	 	

* Shipping weight includes packaging.











Drop-In Modular/Ganged Heated Wells

Models: HWBI/HWBLI-1, -2, -3, -4, -5, -6 (with/without Drains and Manifolds)

SPECIFICATIONS

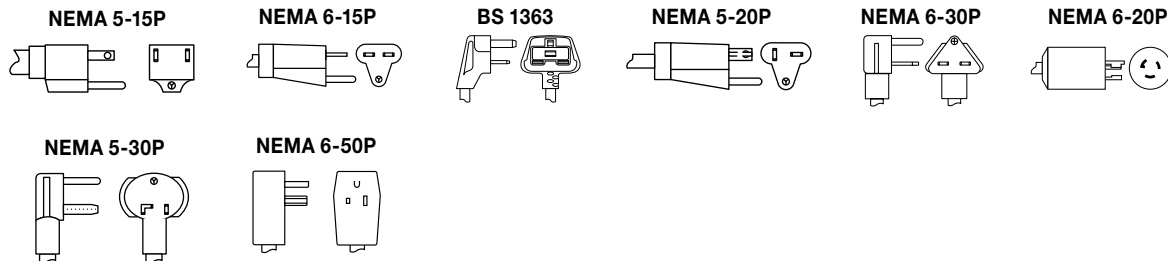
Drop-In Modular/Ganged Heated Wells

The shaded areas contain electrical information for International models only

Model	Dimensions (Width x Depth x Height)	Volts	Phase	Watts	Amps	Optional Plug	Control Box Configuration	Ship Weight*
HWBI-5 HWBI-5D HWBI-5DA HWBI-5M HWBI-5MA	71.5" x 23.63" x 9.56" (1816 x 600 x 243 mm)	208 208 240 240	Single Three Single Three	6015	28.9 20.1 25.1 17.4	NEMA-6-50P Not Available NEMA-6-50P Not Available	Standard single 	167 lbs. (76 kg) 166 lbs. (75 kg) 167 lbs. (76 kg) 166 lbs. (76 kg) 165 lbs. (75 kg)
		220			27.3			
		220-230-CE 230-240-CE	Single	6015/6574 5524/6015	27.3/28.6 24.0/25.1	Not Available	Optional split (Not available in Canada) 	
HWBLI-5, -D, -DA M, -MA	71.5" x 23.63" x 9.56" (1816 x 600 x 243 mm)	120	Single	3750	31.3	Not Available	 	
HWBI-6 HWBI-6D HWBI-6DA HWBI-6M HWBI-6MA	85.5" x 23.63" x 9.56" (2172 x 600 x 243 mm)	208 208 240 240	Single Three Single Three	7215	34.7 20.1 30.1 17.4	NEMA-6-50P Not Available NEMA-6-50P Not Available	Standard single 	190 lbs. (86 kg) 190 lbs. (86 kg) 193 lbs. (88 kg) 190 lbs. (86 kg) 197 lbs. (89 kg)
		220			32.8			
		220-230-CE 230-240-CE	Single	7215/7886 6626/7215	32.8/34.3 28.8/30.1	Not Available	Optional split (Not available in Canada) 	
HWBLI-6, -D, -DA, -M, -MA	85.5" x 23.63" x 9.56" (2172 x 600 x 243 mm)	120	Single	4500	37.5	Not Available	 	

* Shipping weight includes packaging.

PLUG CONFIGURATIONS (Optional)



PRODUCT SPECS

Drop-In Modular/Ganged Heated Wells

The Drop-In Modular/Ganged Heated Well shall be a model manufactured by the Hatco Corporation, Milwaukee, WI 53234 U.S.A.

The Drop-In Modular/Ganged Heated Well shall be rated atwatts,volts, and beinches (millimeters) in overall width and beinches (millimeters) in

overall depth. It shall consist of stainless and aluminized steel housing with a metal sheathed heating element, EZ locking hardware for installation, and a remote thermostat with lighted power switch.

Warranty consists of 24/7 parts and service assistance (U.S. and Canada only).

HATCO CORPORATION

(800) 558-0607

(414) 671-6350

P.O. Box 340500 Milwaukee, WI 53234-0500 U.S.A.

www.hatcocorp.com

support@hatcocorp.com