



Project \_\_\_\_\_  
 Item # \_\_\_\_\_  
 Quantity \_\_\_\_\_


## Drop-In 4/3-Size Heated Wells

Models: HWBL-43, -43D, -43DA  
 HWBLI-43, 43D  
 HWB-43, 43D, 43DA  
 HWBI-43, -43D  
 HWBH-43, -43D, -43DA  
 HWBHI-43, -43D

Convenient 4/3-Sized Wells hold heated foods at safe serving temperatures. Like the full-size models, Hatco units offer a larger drain, more consistent holding temperatures, heavier stainless steel construction, easier-to-service design for quick change of components, and a remote thermostat with separate power switch.

### Standard features

- Rectangular 4/3-Size Wells, uninsulated or insulated
- Superior thermostat controls that read the actual temperature of the well and add heat only if needed
- Controls feature a separate lighted ON/OFF rocker switch and temperature dial, allowing preset temperatures to be maintained
- Low (120V only), Standard and High Watt
- Available with or without a drain (easy to clean with larger drain and flat screen)
- Easy access design allows for quick element or thermostat change
- Accessory mounting kits for combustible countertops available
- Accessory adapters to convert 4/3-Size Wells to hold round pans available



HWB-43D with accessory food pans (single unit holding 4 one-third size pans)

### Options

- (available at time of purchase only)
- Additional Power Supply Lead Wire available in one foot (305 mm) increments (Lead wire only – conduit not included) (Models are shipped with 1' [305 mm] of lead wire – no conduit included)
  - Control Box (Options not available for Auto-fill):
    - Standard (Compact) Thermostat with 6' (1829 mm) Capillary
    - ITC Control with Large Control (Not available for low watt, auto-fill configurations or units without a drain)
    - Larger Recessed Thermostatic Control (Standard for 220/240V and not available for auto-fill configurations)
    - WM Control Assembly Replacement (Not available for export models or auto-fill)
  - Control Box Bezel in Designer Colors for WM Control Assembly or Flush Mount only: (Non-standard colors are non-returnable)
    - Warm Red     Black     Gray Granite     White Granite
    - Navy Blue     Hunter Green     Antique Copper
  - Left or Right Water Fill Hole for HWBL-, HWB-, HWBH-43DA only (Front is standard)
    - Right     Left

### Accessories

- Rectangular Full-Size Stainless Steel Food Pans:
- Third-Size (2.5" [64 mm] H)     Half-Size (2.5" [64 mm] H)
  - Full-Size (2.5" [64 mm] H)     Full-Size (4" [101 mm] H)
  - Full-Size (6" [152 mm] H)
- Round Food Pans:
- 11 Quart (10 Liter)
- Hinged Lid for Round Pans:
- 11 Quart (10 Liter)
- Notched Lid for Round Pans:
- 11 Quart (10 Liter)
- Stainless Steel Wire Trivets:
- Half-Size     Full-Size
- Plated Wire Trivets:
- Half-Size     Full-Size
- Adapter to Convert Warmers to hold Round Pans which holds two 11-Quart (10-Liter) Inserts
- Support Bars:
- 12" (305 mm)     20" (508 mm)
- Mounting Kit for Combustible Countertops
  - 3/4" Ball Valve for Unit with Drains
  - 3/4" Gate Valve for Unit with Drains
  - Heated Well Remote Handle for 3/4" drains (Includes a Ball Valve)

**For operation, location and safety information, please refer to the Installation & Operating Manual.**



**HATCO CORPORATION** | P.O. Box 340500 Milwaukee, WI 53234-0500 U.S.A.  
 (800) 558-0607 | (414) 671-6350 | www.hatcocorp.com | support@hatcocorp.com



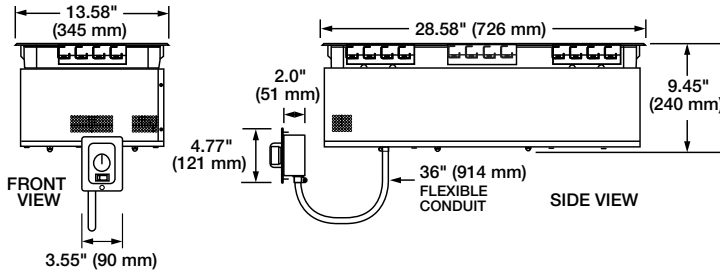
# Drop-In 4/3-Size Heated Wells

Models: HWBL-43, -43D, -43DA, HWBLI-43, -43D, HWB-43, -43D, -43DA, HWBI-43, -43D, HWBH-43, -43D, 43DA, HWBHI-43, -43D

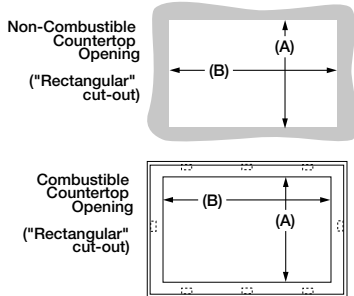
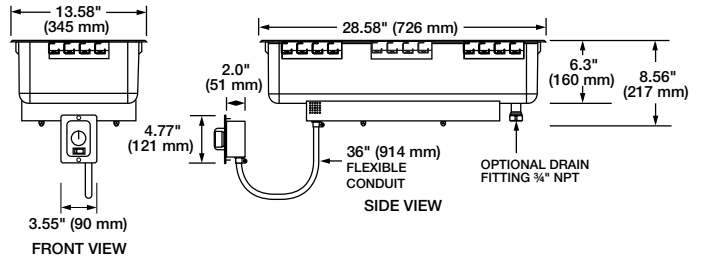
## Ordering Instructions *(Please specify the following with each order)*

- Desired Voltage:** 120, 208, 220 or 240V  
(export voltage available)
- Base Size of Heated Well**  
A. 12" x 27" (305 x 686 mm)
- Drain** (With or without)
- Auto-fill** (With or without)  
Location on HWB-43DA only
- Location** (Standard)  
A. Front (Standard)  
B. Left  
C. Right
- Insulated or Uninsulated**
- Wattage**  
A. High Watt  
B. Standard Watt  
C. Low Watt (120V only)
- Agency:**  
A. UL, C-UL  
B. UL-EPH (Sanitary listing)  
C. CE mark available

### HWBI-43 Series (Insulated)



### HWB-43 Series (Uninsulated)



### Cutout Dimensions for Non-Combustible Countertops

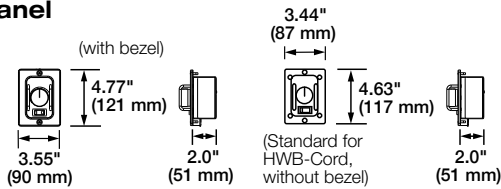
Model	Minimum Width (A)	Maximum Width (A)	Minimum Depth (B)	Maximum Depth (B)
HWB-, HWBI-43 Series	12.69" (322 mm)	12.94" (329 mm)	27.69" (703 mm)	28.00" (711 mm)

### Cutout Dimensions for Combustible Countertops<sup>▲</sup>

Model	Minimum Width (A)	Maximum Width (A)	Minimum Depth (B)	Maximum Depth (B)
HWB-, HWBI-43 Series	14.00" (356 mm)	14.25" (362 mm)	29.00" (737 mm)	29.25" (743 mm)

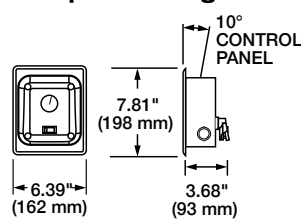
▲ Accessory Mounting Kit required for Top Mounts

### Standard Control Panel

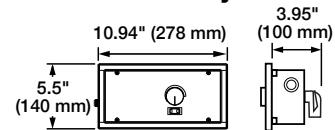


Thermostatic

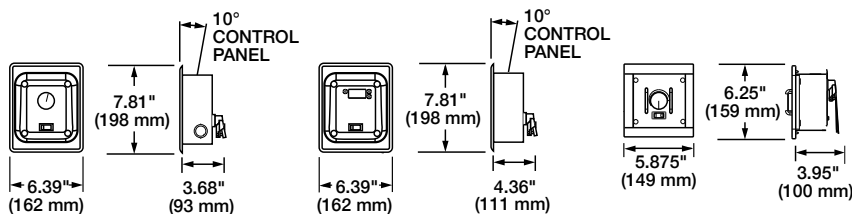
### Standard Control Panel for Export Voltages Only



### Standard Control Panel for Auto-fill Only



### Optional Control Panels (not available for auto-fill)



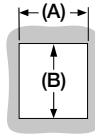


# Drop-In 4/3-Size Heated Wells

Models: HWBL-43, -43D, -43DA, HWBLI-43, -43D, HWB-43, -43D, -43DA, HWBI-43, -43D, HWBH-43, -43D, 43DA, HWBHI-43, -43D

## Cutout Dimensions for Control Boxes

Control Box Opening  
(Larger Recessed  
Thermostatic shown)



Control Box	Minimum Width (A)	Maximum Width (B)	International Models
Standard Thermostatic without bezel	2.16" (55 mm)	3.375" (86 mm)	Not available
Standard Thermostatic with bezel	3.25" (83 mm)	3.75" (95 mm)	Not available
Optional Larger Recessed Thermostatic	5.875" (149 mm)	6.375" (162 mm)	Standard
Optional ITC Electronic (not available for 4-QT [4-Liter])	5.875" (149 mm)	6.375" (162 mm)	Optional
Optional WM Assembly Replacement	4.78" (121 mm)	5.00" (127 mm)	Not available

## Drop-In 4/3-Size Heated Well Models

The shaded areas contain electrical information for International models only

	Model	Dimensions (Width x Depth x Height)	Volts	Phase	Watts	Amps	Control Configuration		Ship Weight*			
							Standard	Optional				
Low Watt	HWBL-43	13.58" x 28.58" x 8.56" (345 x 726 x 217 mm)	120	Single	750	6.3	Compact	WM Assembly or Larger Recessed	30 lbs. (14 kg)			
	HWBL-43D								24 lbs. (11 kg)			
	HWBL-43DA				36 lbs. (16 kg)							
	HWBLI-43	13.58" x 28.58" x 9.45" (345 x 726 x 240 mm)	120	Single	750	6.3	Compact	WM Assembly or Larger Recessed	38 lbs. (17 kg)			
	HWBLI-43D								31 lbs. (14 kg)			
Standard Watt	HWB-43 HWB-43D	13.58" x 28.58" x 8.56" (345 x 726 x 217 mm)	120	Single	1200	10.0	Compact	WM Assembly, Larger Recessed or ITC Control	24 lbs. (11 kg)			
			208			5.8						
			240			5.0						
			HWB-43DA	13.58" x 28.58" x 8.56" (345 x 726 x 217 mm)	120	Single	1215	10.1	Auto-fill	None	27 lbs. (12 kg)	
								208				5.8
								240				5.1
								220	5.5	Auto-fill		None
	240	5.1										
	220-230 (CE)	1215-1312	5.5-5.7									
	230-240 (CE)	1116-1215	4.9-5.1									
	HWBI-43 HWBI-43D	13.58" x 28.58" x 9.45" (345 x 726 x 240 mm)	120	Single	1200	10.0	Compact	WM Assembly, Larger Recessed or ITC Control	30 lbs. (14 kg)			
			208			5.8						
			240			5.0						
			HWBH-43 HWBH-43D	13.58" x 28.58" x 8.56" (345 x 726 x 217 mm)	120	Single	1650	13.8	Compact	WM Assembly, Larger Recessed or ITC Control	24 lbs. (11 kg)	
								208			7.9	
240								6.9				
220								7.5	Larger Recessed	ITC Control		
240	7.5											
220-230 (CE)	1650-1803	7.5-7.8										
230-240 (CE)	1515-1650	6.6-6.9										



# Drop-In 4/3-Size Heated Wells

Models: HWBL-43, -43D, -43DA, HWBLI-43, -43D, HWB-43, -43D, -43DA, HWBI-43, -43D, HWBH-43, -43D, 43DA, HWBHI-43, -43D

## Drop-In 4/3-Size Heated Well Models

■ The shaded areas contain electrical information for International models only

	Model	Dimensions (Width x Depth x Height)	Volts	Phase	Watts	Amps	Control Configuration		Ship Weight*
							Standard	Optional	
High Watt	HWBH-43DA	13.58" x 28.58" x 8.56" (345 x 726 x 217 mm)	120	Single	1665	13.9	Auto-fill	None	30 lbs. (14 kg)
			208			8.0			
			240			6.9			
			220	Single	1665	7.6	Auto-fill	None	
			240			6.9			
			220-230 (CE)			7.6-7.9			
	230-240 (CE)	6.6-6.9							
	HWBHI-43 HWBHI-43D	13.58" x 28.58" x 9.45" (345 x 726 x 240 mm)	120	Single	1650	13.8	Compact	WM Assembly, Larger Recessed or ITC Control	31 lbs. (14 kg)
			208			7.9			30 lbs. (14 kg)
			240			6.9			
220			Single	1650	7.5	Larger Recessed	ITC Control		
240					7.5-7.8				
220-230 (CE)					7.5-7.8				
230-240 (CE)	6.6-6.9								

### PRODUCT SPECS Drop-In 4/3-Size Heated Well

The Drop-In 4/3-Size Heated Well shall be a Model ...as manufactured by the Hatco Corporation, Milwaukee, WI 53234 U.S.A.

Drop-in 4/3-Size Heated Well shall be rated at ...watts, ...volts, and be...inches (millimeters) in overall width and be ...inches (millimeters) in overall depth. It shall consist of stainless and aluminized steel housing with a metal sheathed heating

element, EZ locking hardware for installation, and a remote thermostat with lighted power switch.

Accessories may include stainless steel mounting kit, adapter top, support bars, food pans, trivets, remote handle and valves.

Warranty consists of 24/7 parts and service assistance (US and Canada only).

=====

**HATCO CORPORATION** | P.O. Box 340500 Milwaukee, WI 53234-0500 U.S.A.  
 (800) 558-0607 | (414) 671-6350 | www.hatcocorp.com | support@hatcocorp.com