



Project _____
 Item # _____
 Quantity _____

Drop-In Modular/Ganged Heated Wells

Models:

HWBI-1, -1D, -1DA
 HWBI-2, -2D, -2DA, -2M, -2MA,
 HWBI-3, -3D, -3DA, -3M, -3MA,
 HWBI-4, -4D, -4DA, -4M, -4MA,
 HWBI-5, -5D, -5DA, -5M, -5MA,
 HWBI-6, -6D, -6DA, -6M, -6MA


HWBLI-1, -1D, -1DA
 HWBLI-2, -2D, -2DA, -2M, -2MA,
 HWBLI-3, -3D, -3DA, -3M, -3MA,
 HWBLI-4, -4D, -4DA, -4M, -4MA,
 HWBLI-5, -5D, -5DA, -5M, -5MA,
 HWBLI-6, -6D, -6DA, -6M, -6MA

Hatco Modular/Ganged Heated Wells keep hot food at safe serving temperatures, with better quality construction, longer holding times and more accurate temperatures. They are full-sized wells, grouped together in a modular fashion to provide customers with a complete steam table contained within one piece of equipment. This means easy installation with a clean integrated look for your steam table.

Choose the number of wells, from 1 to 6 unit configurations, as well as voltage, auto-fill, controls, drain, cord and mounting options. Each well has its own individual control to regulate the temperature of each separate food offering.

Standard features

- Longer holding times with more accurate temperatures
- Separate lighted On/Off rocker switch and temperature dial for easy operation
- 50% larger drain with flat screen simplifies cleaning and holds pans level
- Unique design allows quick change of element or thermostat if needed
- EZ locking hardware for quick installation
- Stainless steel construction and solid brazed drain fitting joints for durability
- A 6' (1829 mm) conduit is included for convenient placement of controls



HWBI-5MA with accessory food pans and optional split control boxes

Options (available at time of purchase only)

- Surface Hole Mounting to Countertop (Includes EZ Lock)
- Stud Mounting to Countertop
- Three-Phase Wiring (not available on HWBI-1 series or export voltages)
- Copper Drain Manifold with side exit (not available on 120V units, HWBI-1 or HWBLI-1 Series)
- Copper Drain Manifold with bottom exit (not available on 120V units, HWBI-1 or HWBLI-1 Series)
- Cord for HWBLI-2, -3 or HWBI-1, -2, -3, -4, -5, -6 (Single phase/single control box only, not for export voltages)
- 27" D (686 mm) Bezel for modular unit to match Hatco CWB models in a countertop display

Accessories

- Rectangular Full-Size Stainless Steel Food Pans:
- Third-Size (2.5" [64 mm] H) Half-Size (2.5" [64 mm] H)
 - Full-Size (2.5" [64 mm] H) Full-Size (4" [101 mm] H)
 - Full-Size (6" [152 mm] H)
- Round Food Pans:
- 4 Quart (4 Liter) 7 Quart (7 Liter)
- Hinged Lid for Round Pans:
- 4 Quart (4 Liter) 7 Quart (7 Liter)
- Notched Lid for Round Pans:
- 4 Quart (4 Liter) 7 Quart (7 Liter)
- Stainless Steel Wire Trivets:
- Half-Size Full-Size
- Plated Wire Trivets:
- Half-Size Full-Size
- Adapter to Convert Warmers to hold Round Pans:
- Holds two 4-Quart (4-Liter) Rounds
 - Holds two 7-Quart (7-Liter) Rounds
- Support Bars:
- 12" (305 mm) 20" (508 mm)
- External Copper Drain Manifold with Individual Shut-Off Valves per Well (Only for units with individual drains):
- 2-Pan Unit 3-Pan Unit 4-Pan Unit 5-Pan Unit 6-Pan Unit
- Ball Valve for Unit with Drains:
- 3/4" 1"
- Gate Valve for Unit with Drains:
- 3/4" 1"
- Heated Well Remote Handle for 3/4" drains

For operation, location and safety information, please refer to the Installation & Operating Manual.



HATCO CORPORATION | P.O. Box 340500 Milwaukee, WI 53234-0500 U.S.A.
 (800) 558-0607 | (414) 671-6350 | www.hatcocorp.com | support@hatcocorp.com



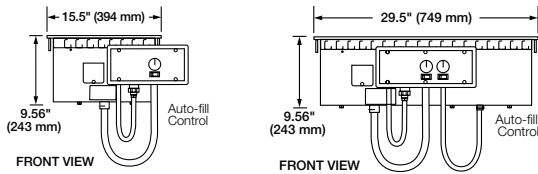
Drop-In Modular/Ganged Heated Wells

Models: HWBI/HWBLI-1, -2, -3, -4, -5, -6 (with/without Drains and Manifolds)

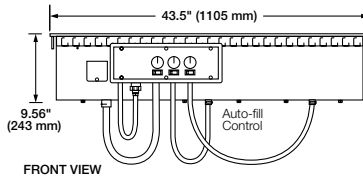
Ordering Instructions *(Please specify the following with each order)*

1. **Desired Voltage:**
 HWBI-1, -2, -3, -4, -5, -6 (D, DA, M, MA) 120V, single phase, export voltage not available
 HWBI-1, -2, -3, -4, -5, -6 Series (D, DA, M, MA) 208, 220 or 240V, export voltages available
 A. Single phase
 B. Three phase (Optional, not available for export)
2. **Desired Wattage:**
 A. Standard Watt
 B. Low Watt (120V only)
3. **Number of Modular/Ganged Heated Wells Required:**
 1-, 2-, 3-, 4-, 5-, or 6-pan
NOTE: Modular/Ganged units are only offered as rectangular, full-size (12" x 20" [305 x 508 mm])
4. **Drain** (With or without – choose drain below):
 A. Standard Individual Well 3/4" NPT Drain
 B. Manifold 1" NPT Drain with side drain, field selectable left or right side (Available on HWBI or HWBLI-2, -3, -4, -5, -6 models only)
 C. Manifold 1" NPT Drain with bottom drain, field selectable left or right well (Available on HWBI or HWBLI -2, -3, -4, -5, -6 models only)
5. **Auto-fill** (With or without)
6. **Mounting Style** (All Modular/Ganged units are top mounted only):
 A. EZ Locking Hardware
 B. EZ Locking Hardware with 2" (51 mm) Studs
 C. EZ Locking Hardware with Surface Holes
7. **Bezel**
 A. Standard: 23.625" (600 mm)
 B. Oversized: allows a 27" (686 mm) deep bezel to match Hatco CWB in a countertop display
8. **Agency:**
 A. UL, C-UL
 B. UL-EPH (Sanitary listing)
 C. CE mark available on standard watt models
9. **Control:**
 A. Single Control box (Standard on all units)
 B. Split Controls boxes (Optional on 4-, 5-, 6-pan units, not available in Canada)

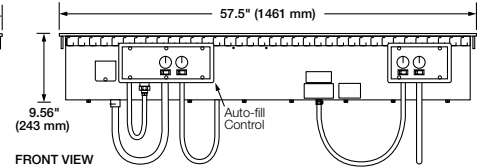
HWBI/HWBLI-1 Series HWBI/HWBLI-2 Series



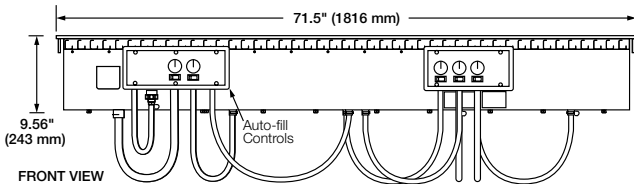
HWBI/HWBLI-3 Series



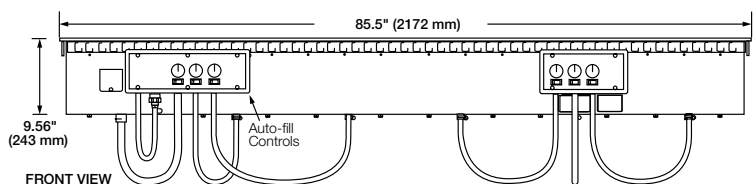
HWBI/HWBLI-4 Series



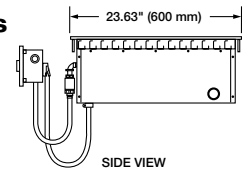
HWBI/HWBLI-5 Series



HWBI/HWBLI-6 Series



All HWBI/HWBLI-Series (Side view)



Drop-In Modular/Ganged Heated Wells Countertop Cut Outs

| Model | Minimum Width | Maximum Width | Minimum Depth | Maximum Depth |
|-----------------------|-------------------|------------------|-----------------|----------------|
| HWBI-, HWBLI-1 Series | 14.125" (359 mm) | 14.31" (365 mm) | 22.25" (565 mm) | 22.5" (572 mm) |
| HWBI-, HWBLI-2 Series | 28.125" (714 mm) | 28.31" (719 mm) | | |
| HWBI-, HWBLI-3 Series | 42.125" (1070 mm) | 42.31" (1075 mm) | | |
| HWBI-, HWBLI-4 Series | 56.125" (1426 mm) | 56.31" (1430 mm) | | |
| HWBI-, HWBLI-5 Series | 70.125" (1781 mm) | 70.31" (1786 mm) | | |
| HWBI-, HWBLI-6 Series | 84.125" (2137 mm) | 84.31" (2141 mm) | | |

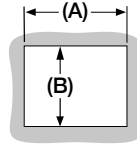
▼ Add 1/16" (2 mm) to Maximum Width when using EZ locking mount.



Drop-In Modular/Ganged Heated Wells

Models: HWBI/HWBLI-1, -2, -3, -4, -5, -6 (with/without Drains and Manifolds)

Control Box Opening
(Single control shown)










Cutout Dimensions for Control Box

| WITHOUT AUTO-FILL | Series | All Heights (B) | Single Configuration | Split Configuration [▲] | | WITH AUTO-FILL | Single Configuration | Split Configuration [▲] | |
|-------------------|----------------|-------------------|----------------------|----------------------------------|-------------------|----------------|----------------------|----------------------------------|-------------------|
| | | | Width (A) | Left Control (A) | Right Control (A) | | Width (A) | Left Control (A) | Right Control (A) |
| | HWBI-, HWBLI-1 | 4.75" (121 mm) | 5.75" (146 mm) | Not Available | Not Available | | 10.125" (257 mm) | Not Available | Not Available |
| | HWBI-, HWBLI-2 | | 8.00" (203 mm) | | | | 12.325" (314 mm) | | |
| | HWBI-, HWBLI-3 | | 10.25" (260 mm) | | | | 14.625" (371 mm) | | |
| | HWBI-, HWBLI-4 | | 12.50" (318 mm) | 8.00" (203 mm) | 8.00" (203 mm) | | 16.875" (429 mm) | 12.375" (314 mm) | 8.00" (203 mm) |
| | HWBI-, HWBLI-5 | | 14.75" (375 mm) | 8.00" (203 mm) | 10.25" (260 mm) | | 19.125" (486 mm) | 12.375" (314 mm) | 10.25" (260 mm) |
| | HWBI-, HWBLI-6 | | 17.00" (432 mm) | 10.25" (260 mm) | 10.25" (260 mm) | | 21.375" (543 mm) | 14.625" (371 mm) | 10.25" (260 mm) |

▲ Not available in Canada

SPECIFICATIONS Drop-In Modular/Ganged Heated Wells

The shaded areas contain electrical information for International models only

| Model | Dimensions (Width x Depth x Height) | Volts | Phase | Watts | Amps | Optional Plug | Control Box Configuration | Ship Weight* |
|---|---|--------------------------|------------------------------------|------------------------|------------------------|---------------|---|--|
| HWBI-1 HWBI-1D HWBI-1DA | 15.5" x 23.63" x 9.56" (394 x 600 x 243 mm) | 120 | Single | 1215 | 10.1 | NEMA 5-15P | Standard single  | 38 lbs. (17 kg) |
| 208 | | 5.9 | | | 6-15P | | | |
| 240 | | 5.1 | | | 6-15P | | | |
| | | 220 | | | 5.5 | BS 1363 | | |
| | | 220-230-CE 230-240-CE | | 1215/1328 1116/1215 | 5.5/5.8 4.9/5.1 | Not Available | | |
| HWBLI -1, -1D, -DA | 15.5" x 23.63" x 9.56" (394 x 600 x 243 mm) | 120 | | 750 | 6.3 | NEMA 5-15P | | |
| HWBI-2, HWBI-2D HWBI-2DA HWBI-2M HWBI-2MA | 29.5" x 23.63" x 9.56" (749 x 600 x 243 mm) | 208 | Single Three Single Three | 2415 | 11.6 | 6-15P | Standard single  | 73 lbs. (33 kg) 77 lbs. (35 kg) 87 lbs. (40 kg) 74 lbs. (34 kg) 85 lbs. (39 kg) |
| 208 | | 10.1 | | | Not Available | | | |
| 240 | | 10.1 | | | 6-15P | | | |
| | | 240 | | | 8.7 | Not Available | | |
| | | 220 | | | 11.0 | BS 1363 | | |
| | | 220-230-CE 230-240-CE | Single | 2415/2640 2218/2415 | 11/11.5 9.6/10.1 | Not Available | | |
| HWBLI-2, -D, -DA, -M, -MA | 29.5" x 23.63" x 9.56" (749 x 600 x 243 mm) | 120 | Single | 1500 | 12.5 | NEMA 5-20P | | |
| HWBI-3 HWBI-3D HWBI-3DA HWBI-3M HWBI-3MA | 43.5" x 23.63" x 9.56" (1105 x 600 x 243 mm) | 208 | Single Three Single Three | 3615 | 17.4 | 6-30P | Standard single  | 103 lbs. (47 kg) 100 lbs. (45 kg) 112 lbs. (51 kg) 108 lbs. (49 kg) 112 lbs. (51 kg) |
| 208 | | 10.1 | | | Not Available | | | |
| 240 | | 15.1 | | | 6-20P | | | |
| | | 240 | | | 8.8 | Not Available | | |
| | | 220 | | | 16.4 | | | |
| | | 220-230-CE 230-240-CE | Single | 3615/3951 3320/3615 | 16.4/17.2 14.4/15.1 | Not Available | | |
| HWBLI-3, -D, -DA, -M, -MA | 43.5" x 23.63" x 9.56" (1105 x 600 x 243 mm) | 120 | Single | 2250 | 18.8 | NEMA 5-30P | | |
| HWBI-4 HWBI-4D HWBI-4DA HWBI-4M HWBI-4MA | 57.5" x 23.63" x 9.56" (1461 x 600 x 243 mm) | 208 | Single Three Single Three | 4815 | 23.2 | NEMA-6-30P | Standard single  | 132 lbs. (60 kg) 136 lbs. (62 kg) 133 lbs. (60 kg) 138 lbs. (63 kg) 138 lbs. (63 kg) |
| 208 | | 15.8 | | | Not Available | | | |
| 240 | | 20.1 | | | NEMA-6-30P | | | |
| | | 240 | | | 13.7 | Not Available | | |
| | | 220 | | | 21.9 | | | |
| | | 220-230-CE 230-240-CE | Single | 4815/5262 4422/4815 | 21.9/22.9 19.2/20.1 | Not Available | Optional split (Not available in Canada)  | |
| HWBLI-4, -D, -DA, -M, -MA | 57.5" x 23.63" x 9.56" (1461 x 600 x 243 mm) | 120 | Single | 3000 | 25 | Not Available |   | |

* Shipping weight includes packaging.

HATCO CORPORATION | P.O. Box 340500 Milwaukee, WI 53234-0500 U.S.A.
(800) 558-0607 | (414) 671-6350 | www.hatcocorp.com | support@hatcocorp.com









Drop-In Modular/Ganged Heated Wells

Models: HWBI/HWBLI-1, -2, -3, -4, -5, -6 (with/without Drains and Manifolds)

SPECIFICATIONS

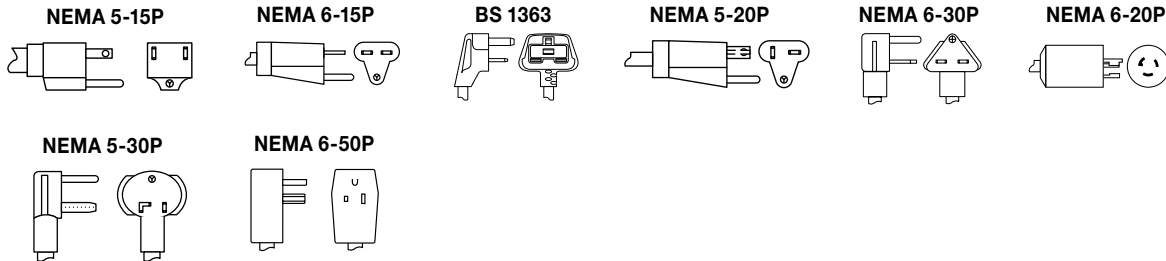
Drop-In Modular/Ganged Heated Wells

The shaded areas contain electrical information for International models only

| Model | Dimensions (Width x Depth x Height) | Volts | Phase | Watts | Amps | Optional Plug | Control Box Configuration | Ship Weight* |
|--|---|------------|-----------|-----------|---------------|---------------|---|--|
| HWBI-5 HWBI-5D HWBI-5DA HWBI-5M HWBI-5MA | 71.5" x 23.63" x 9.56" (1816 x 600 x 243 mm) | 208 | Single | 6015 | 28.9 | NEMA-6-50P | Standard single  | 167 lbs. (76 kg) 166 lbs. (75 kg) 167 lbs. (76 kg) 166 lbs. (76 kg) 165 lbs. (75 kg) |
| | | 208 | Three | | 20.1 | Not Available | | |
| | | 240 | Single | | 25.1 | NEMA-6-50P | | |
| | | 240 | Three | | 17.4 | Not Available | | |
| | | 220 | | 27.3 | | | Optional split (Not available in Canada)  | |
| | 220-230-CE | Single | 6015/6574 | 27.3/28.6 | Not Available | | | |
| | | 230-240-CE | | 5524/6015 | 24.0/25.1 | | | |
| HWBLI-5, -D, -DA M, -MA | 71.5" x 23.63" x 9.56" (1816 x 600 x 243 mm) | 120 | Single | 3750 | 31.3 | Not Available |  | |
| HWBI-6 HWBI-6D HWBI-6DA HWBI-6M HWBI-6MA | 85.5" x 23.63" x 9.56" (2172 x 600 x 243 mm) | 208 | Single | 7215 | 34.7 | NEMA-6-50P | Standard single  | 190 lbs. (86 kg) 190 lbs. (86 kg) 193 lbs. (88 kg) 190 lbs. (86 kg) 197 lbs. (89 kg) |
| | | 208 | Three | | 20.1 | Not Available | | |
| | | 240 | Single | | 30.1 | NEMA-6-50P | | |
| | | 240 | Three | | 17.4 | Not Available | | |
| | | 220 | | 32.8 | | | Optional split (Not available in Canada)  | |
| | 220-230-CE | Single | 7215/7886 | 32.8/34.3 | Not Available | | | |
| | | 230-240-CE | | 6626/7215 | 28.8/30.1 | | | |
| HWBLI-6, -D, -DA, -M, -MA | 85.5" x 23.63" x 9.56" (2172 x 600 x 243 mm) | 120 | Single | 4500 | 37.5 | Not Available |  | |

* Shipping weight includes packaging.

PLUG CONFIGURATIONS (Optional)



PRODUCT SPECS

Drop-In Modular/Ganged Heated Wells

The Drop-In Modular/Ganged Heated Well shall be a model manufactured by the Hatco Corporation, Milwaukee, WI 53234 U.S.A.

The Drop-In Modular/Ganged Heated Well shall be rated at ...watts, ...volts, and be ...inches (millimeters) in overall width and be ...inches (millimeters) in

overall depth. It shall consist of stainless and aluminized steel housing with a metal sheathed heating element, EZ locking hardware for installation, and a remote thermostat with lighted power switch.

Warranty consists of 24/7 parts and service assistance (U.S. and Canada only).

HATCO CORPORATION | P.O. Box 340500 Milwaukee, WI 53234-0500 U.S.A.
(800) 558-0607 | (414) 671-6350 | www.hatcocorp.com | support@hatcocorp.com