



Project \_\_\_\_\_  
 Item # \_\_\_\_\_  
 Quantity \_\_\_\_\_

## Glo-Ray® Designer Heated Display Cases

Models: GRCD-1P, -2P, -3P,  
 GRCD-1PD, -2PD, -3PD  
 GRCDH-1P, -2P, -3P,  
 GRCDH-1PD, -2PD, -3PD

For hot meals-to-go, the Hatco Glo-Ray® Designer Heated Display Case features curved tempered glass styling and incandescent lighting to accentuate your product. And Glo-Ray's exclusive infrared heat pattern, combined with the heated base, keeps all food at that "just-made" taste and temperature longer, and uses less energy than competitive display cases.

Combining state-of-the-art design with performance, these warmers place the focus on the product while holding hot food safely at proper serving temperatures. Perfect for front of the house use.

### Standard features

- All models have pre-focused infrared top heat directing heat to the outer edges of the holding surface where heat loss is the greatest
- High visibility merchandiser with curved tempered glass
- Hinged front glass panel tilts forward for easy cleaning
- These warmers feature a thermostatically-controlled heated base with exclusive cool base construction
- All models are shipped with 4" (102 mm) adjustable legs and factory attached 6' (1829 mm) cord and plug
- Shatter-resistant incandescent lights enhance product display while safeguarding food products from bulb breakage
- Base surface temperature can be adjusted from 100° - 200°F (38° - 93°C) and the relative humidity can be adjusted from 10 to 30%



*GRCD-2P with pan rail and optional Designer color, backlit sign holder (sign not included) and accessory food pans*



*GRCD-2PD with optional pan skirt, Designer color, flip-up doors and accessory food pans*



*GRCDH-1P with optional pan skirt and new flip-up doors and accessory food pans. (top baking dish not available)*

### Options (available at time of purchase only)

*Designer Colors* – Non-standard colors are non-returnable –  
 Stainless Steel standard

- Warm Red     Black     Gray Granite     White Granite  
 Navy Blue     Hunter Green     Antique Copper

*Backlit Base Sign Holder* — 120V models only (Add 30 watts to the ratings listed)  
 (Sign not included)

- 2-pan model     3-pan model

*Self-Closing Flip-Up Doors* on both shelves on customer side in lieu of Glass Front

- 1-pan model     2-pan model     3-pan model

60 Watt Halogen Bulb in lieu of Standard Display Light  
 (not available for Export voltages)

*Pan Skirt on Bottom Shelf* in lieu of Pan Rail (accommodates 2.5" [64 mm] D pans – standard on humidified models)

- 1-pan model     2-pan model     3-pan model

*Pan Skirt on Upper Shelf* (accommodates 2.5" [64 mm] D pans)

- 2-pan model     3-pan model

*Mirrored Glass Doors* in lieu of Glass Doors (Server side only)

- Single shelf, 1-pan     Single shelf, 2-pan     Single shelf, 3-pan  
 Dual shelf, 1-pan     Dual shelf, 2-pan     Dual shelf, 3-pan

**For operation, location and safety information, please refer to the Installation & Operating Manual.**



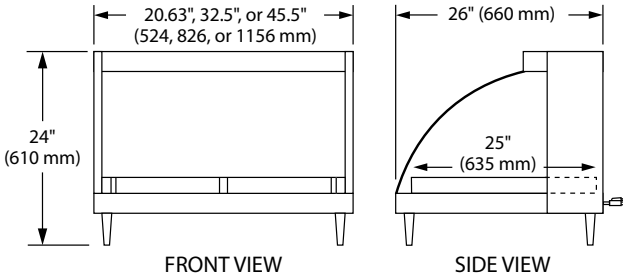
**HATCO CORPORATION** | P.O. Box 340500 Milwaukee, WI 53234-0500 U.S.A.  
 (800) 558-0607 | (414) 671-6350 | www.hatcocorp.com | support@hatcocorp.com



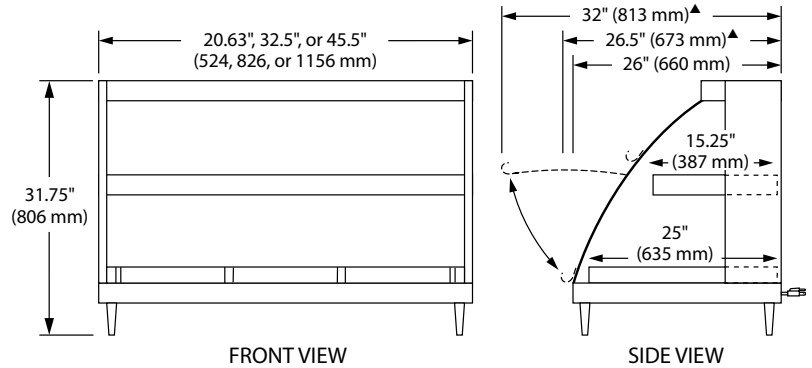
# Glo-Ray® Designer Heated Display Cases

Models: GRCD-1P, -2P, -3P    GRCD-1PD, -2PD, -3PD  
 GRCDH-1P, -2P, -3P    GRCDH-1PD, -2PD, -3PD

## GRCD & GRCDH - SINGLE SHELF



## GRCD & GRCDH - DUAL SHELF



### SPECIFICATIONS

#### Single Shelf Designer Display Cases

The shaded areas contain electrical information for International models

Model	No. of Bulbs	Dimensions (W x D x H) <i>Height includes legs</i>	Usable Heated Shelf Space (W x D)	Volts Single Phase	Watts	Amps	Plug	Ship Weight <i>includes packaging</i>
GRCD-1P	2	20.63" x 26" x 24" (524 x 660 x 610 mm)	18.12" x 21" (460 x 533 mm)	120	410	3.4	NEMA 5-15P	95 lbs. (43 kg)
				220	405	1.8	CEE 7/7 Schuko or BS-1363	
				240	425	1.8	CEE 7/7 Schuko or AS-3112	
				220-230 (CE)	443	1.9	CEE 7/7 Schuko	
				230-240 (CE)	425	1.8	BS-1363	
GRCD-2P	3	32.5" x 26" x 24" (826 x 660 x 610 mm)	30" x 21" (762 x 533 mm)	120	780	6.5	NEMA 5-15P	120 lbs. (55 kg)
				220	710	3.2	CEE 7/7 Schuko or BS-1363	
				240	780	3.3	CEE 7/7 Schuko or AS-3112	
				220-230 (CE)	776	3.4	CEE 7/7 Schuko	
				230-240 (CE)	780	3.3	BS-1363	
GRCD-3P	3	45.53" x 26" x 24" (1156 x 660 x 610 mm)	43" x 21" (1092 x 533 mm)	120	1005	8.4	NEMA 5-15P	152 lbs. (69 kg)
				220	915	4.2	CEE 7/7 Schuko or BS-1363	
				240	1005	4.2	CEE 7/7 Schuko or AS-3112	
				220-230 (CE)	1000	4.4	CEE 7/7 Schuko	
				230-240 (CE)	1005	4.2	BS-1363	

#### Dual Shelf Designer Display Cases

The shaded areas contain electrical information for International models

Model	No. of Bulbs	Dimensions (W x D x H) <i>Height includes legs</i>	Usable Heated Shelf Space (W x D)	Volts Single Phase	Watts	Amps	Plug	Ship Weight <i>includes packaging</i>
GRCD-1PD	4	20.63" x 26" x 31.75" (524 x 660 x 806 mm)	18.12" x 21" (460 x 533 mm)	120	860	7.2	NEMA 5-15P	98 lbs. (45 kg)
				220	907	4.1	CEE 7/7 Schuko or BS-1363	
				240	905	3.8	CEE 7/7 Schuko or AS-3112	
				220-230 (CE)	907-992	4.1-4.3	CEE 7/7 Schuko	
				230-240 (CE)	831-905	3.6-3.8	BS-1363	
GRCD-2PD	6	32.5" x 26" x 31.75" (826 x 660 x 806 mm)	30" x 21" (762 x 533 mm)	120	1210	10.1	NEMA 5-15P	170 lbs. (77 kg)
				220	1080	4.9	CEE 7/7 Schuko or BS-1363	
				240	1285	5.4	CEE 7/7 Schuko or AS-3112	
				220-230 (CE)	1080-1180	4.9-5.1	CEE 7/7 Schuko	
				230-240 (CE)	1180-1285	5.1-5.4	BS-1363	
GRCD-3PD	6	45.53" x 26" x 31.75" (1156 x 660 x 806 mm)	43" x 21" (1092 x 533 mm)	120	1710	14.3	NEMA 5-15P <sup>▲</sup>	210 lbs. (95 kg)
				220	1437	6.5	CEE 7/7 Schuko or BS-1363	
				240	1710	7.1	CEE 7/7 Schuko or AS-3112	
				220-230 (CE)	1437-1570	6.5-6.8	CEE 7/7 Schuko	
				230-240 (CE)	1570-1710	6.8-7.1	BS-1363	

▲ Canadian models use NEMA 5-20P.



# Glo-Ray® Designer Heated Display Cases

Models: GRCD-1P, -2P, -3P GRCD-1PD, -2PD, -3PD  
 GRCDH-1P, -2P, -3P GRCDH-1PD, -2PD, -3PD

## SPECIFICATIONS

### Single Shelf with Humidity Designer Display Cases

The shaded areas contain electrical information for International models

Model *	No. of Bulbs	Dimensions (W x D x H) <i>Height includes legs</i>	Usable Heated Shelf Space (W x D)	Volts Single Phase	Watts	Amps	Plug	Ship Weight <i>includes packaging</i>
GRCDH-1P	2	20.63" x 26" x 24" (524 x 660 x 610 mm)	18.12" x 21" (460 x 533 mm)	120	660	5.5	NEMA 5-15P	90 lbs. (41 kg)
				220	634	2.9	CEE 7/7 Schuko or BS-1363	
				240	697	2.9	CEE 7/7 Schuko or AS-3112	
				220-230 (CE)	693	3.0	CEE 7/7 Schuko	
				230-240 (CE)	697	2.9	BS-1363	
GRCDH-2P	3	32.5" x 26" x 24" (826 x 660 x 610 mm)	30" x 21" (762 x 533 mm)	100	976	9.8	NEMA 5-15P	124 lbs. (56 kg)
				120	1030	8.6	NEMA 5-15P	
				220	939	4.3	CEE 7/7 Schuko or BS-1363	
				240	1052	4.4	CEE 7/7 Schuko or AS-3112	
				220-230 (CE)	1026	4.5	CEE 7/7 Schuko	
GRCDH-3P	3	45.53" x 26" x 24" (1156 x 660 x 610 mm)	43" x 21" (1092 x 533 mm)	100	1201	12.0	NEMA 5-15P	156 lbs. (71 kg)
				120	1255	10.5	NEMA 5-15P	
				220	1145	5.2	CEE 7/7 Schuko or BS-1363	
				240	1277	5.3	CEE 7/7 Schuko or AS-3112	
				220-230 (CE)	1251	5.4	CEE 7/7 Schuko	
				230-240 (CE)	1277	5.3	BS-1363	

\* Humidity on bottom shelf only. Includes pan skirt on bottom shelf.

### Dual Shelf with Humidity Designer Display Cases

The shaded areas contain electrical information for International models

Model	No. of Bulbs	Dimensions (W x D x H) <i>Height includes legs</i>	Usable Heated Shelf Space (W x D)	Volts Single Phase	Watts	Amps	Plug	Ship Weight <i>includes packaging</i>
GRCDH-1PD	4	20.63" x 26" x 31.75" (524 x 660 x 806 mm)	18.12" x 21" (460 x 533 mm)	100	1038	10.4	NEMA 5-15P	120 lbs. (55 kg)
				120	1110	9.3	NEMA 5-15P	
				220	1136	5.2	CEE 7/7 Schuko or BS-1363	
				240	1177	4.9	CEE 7/7 Schuko or AS-3112	
				220-230 (CE)	1136-1242	5.2-5.4	CEE 7/7 Schuko	
				230-240 (CE)	1081-1177	4.7-4.9	BS-1363	
GRCDH-2PD	6	32.5" x 26" x 31.75" (826 x 660 x 806 mm)	30" x 21" (762 x 533 mm)	120	1460	12.2	NEMA 5-15P <sup>▲</sup>	174 lbs. (79 kg)
				220	1309	5.9	CEE 7/7 Schuko or BS-1363	
				240	1557	6.5	CEE 7/7 Schuko or AS-3112	
				220-230 (CE)	1309-1430	5.9-6.2	CEE 7/7 Schuko	
				230-240 (CE)	1430-1557	6.2-6.5	BS-1363	
GRCDH-3PD <sup>‡</sup>	6	45.53" x 26" x 31.75" (1156 x 660 x 806 mm)	43" x 21" (1092 x 533 mm)	120	1960	16.3	NEMA 5-20P	220 lbs. (100 kg)
				220	1666	7.6	CEE 7/7 Schuko or BS-1363	
				240	1982	8.3	CEE 7/7 Schuko or AS-3112	
				220-230 (CE)	1666-1820	7.6-7.9	CEE 7/7 Schuko	
				230-240 (CE)	1820-1982	7.9-8.3	BS-1363	

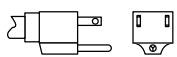
<sup>▲</sup> Canadian models use NEMA 5-20P. <sup>‡</sup> Not available for Canada with Backlit Base Sign Holder, and Canadian models use NEMA 5-30P.

## CORD LOCATION

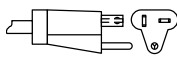
Control side, bottom right.

## PLUG CONFIGURATIONS

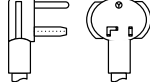
NEMA 5-15P



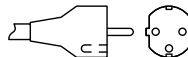
NEMA 5-20P



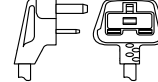
NEMA 5-30P



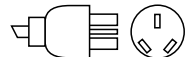
CE 7/7 Schuko



BS-1363



AS-3112



## PRODUCT SPECS

### Glo-Ray® Designer Heated Display Cases

The Designer Heated Display Case shall be a Glo-Ray® ... as manufactured by the Hatco Corporation, Milwaukee, WI 53234 U.S.A.

The Display Case shall be rated at ... watts, ... volts and be ... inches (millimeters) in overall width. It shall consist of a thermostatically-controlled heated base, full view tempered glass sides, and incandescent display lights.

The infrared heating element shall be tubular metal sheathed and the warmer shall have a cord with plug attached. Accessories shall include stainless steel pans and wire trivets.

Warranty consists of 24/7 parts and service assistance (U.S. and Canada only).

HATCO CORPORATION

(800) 558-0607 | (414) 671-6350

P.O. Box 340500 Milwaukee, WI 53234-0500 U.S.A.

www.hatcocorp.com | support@hatcocorp.com