



Project _____
 Item # _____
 Quantity _____

Glo-Ray® High Watt Dual Infra-Black Strip Heaters

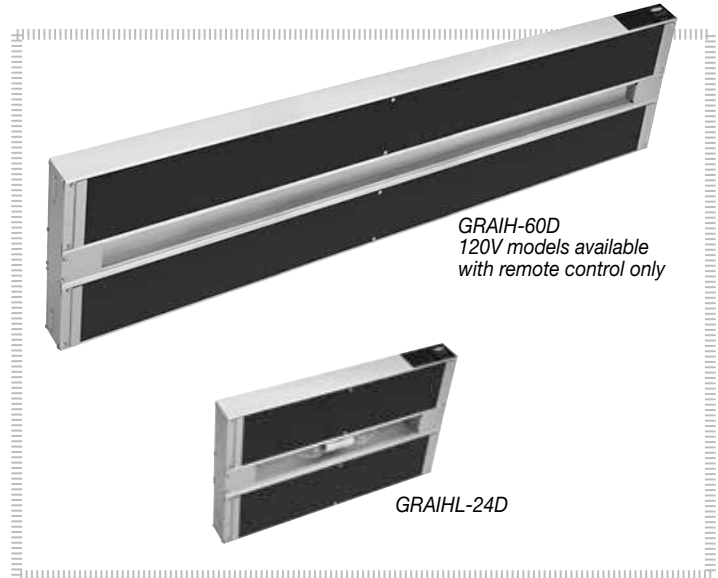
Models: GRAIH-18D, -24D, -30D, -36D, -42D, -48D, -54D, -60D, -66D, -72D
 GRAIHL-18D, -24D, -30D, -36D, -42D, -48D, -54D, -60D, -66D, -72D

For foodwarming at a close range to food product, the Glo-Ray® Infra-Black® heat technology is ideal, emitting a solid panel of uniform heat. Sturdy continuous single or dual extruded aluminum housings assure quality and durability. Available in a variety of widths, depths, mounting arrangements and colors to fit your operation.

Standard features

- Thermostatically controlled to regulate heat and provide consistent temperature.
- Provides ideal amount of heat for limited space operations, mounted 8" to 14" (203-356 mm) above metallic target surface
- Infra-Black emitter provides even, precise heat distribution, eliminating hot spots for close applications
- Requires a remote control box with toggle or infinite switches or an attached thermostatic control box.
- Sturdy aluminum housings that do not sag, from 18" to 72" (457 to 1829 mm) in 6" (152 mm) increments
- Heavy-duty insulation keeps the exterior housing cool
- Optional 3" or 6" spacer available with or without lights
- Protective wire guard supports heating element without affecting heat distribution
- Metal-sheathed heating elements guaranteed against burnout and breakage for two years

†Non-standard colors are non-returnable



Options (available at time of purchase only)

- Housing color - 15" (381 mm) and 18" (457 mm) Housings
Designer Color or Gloss finish† (clear anodized standard)
 Warm Red Black Gray Granite White Granite
 Navy Blue Hunter Green Antique Copper Gleaming Gold
 Glossy Gray Bold Black Brilliant Blue Radiant Red
- Element Wire Guard (Dual models require two sets)
- Remote Box – in *Designer Color or Gloss finish† (Clear Anodized standard)*
 Warm Red Black Gray Granite White Granite
 Navy Blue Hunter Green Antique Copper Gleaming Gold
 Glossy Gray Bold Black Brilliant Blue Radiant Red
- Halogen Bulb in lieu of standard Display Light (60 Watt)
- No control included (GRAIHL-xxD models only) - requires selection of RMB2-xx control
- Thermostatic Control Box with Indicator Lights
- Non-Adjustable Tubular Stands (NTL) – choose clearance – matches housing color
 4" (102 mm) 6" (152 mm) 7.5" (191 mm) 8" (203 mm)
 10" (254 mm) 12" (305 mm) 14" (356 mm)
- Leads – Extend beyond standard 3' (914 mm) - 220V, 240V Export units come with 6" (152 mm) pigtail leads - must specify lead length
 1'-5' (305-1525 mm) 6'-10' (1829-3048 mm)
 11'-15' (3352-4572 mm) 16'-20' (4877-6096 mm)

Accessories

- Adjustable Angle Brackets for mounting Glo-Ray under a shelf –
 Space between Glo-Ray and overshelf:
 1"-2" (25-51 mm) 1"- 6" (25- 152 mm)
- Chain Suspension

For operation, location and safety information, please refer to the Installation & Operating Manual.



HATCO CORPORATION | P.O. Box 340500 Milwaukee, WI 53234-0500 U.S.A.
 (800) 558-0607 | (414) 671-6350 | www.hatcocorp.com | support@hatcocorp.com




Glo-Ray® High Watt Dual Infra-Black Strip Heaters

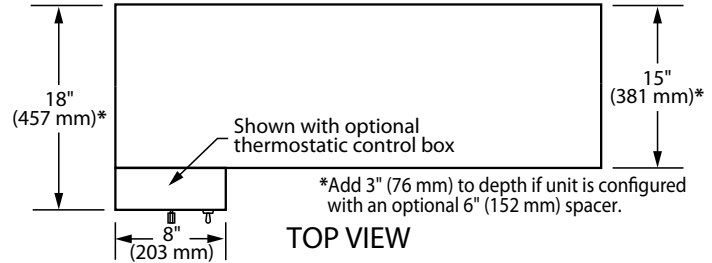
Models: GRAIH-18D, -24D, -30D, -36D, -42D, -48D, -54D, -60D, -66D, -72D

GRAIHL-18D, -24D, -30D, -36D, -42D, -48D, -54D, -60D, -66D, -72D

GRAIH-xxD, GRAIHL-xxD



FRONT VIEW



TOP VIEW

SPECIFICATIONS

Glo-Ray® High Watt Dual Infra-Black Strip Heaters (single phase)

Dimensions: GRAIH-xxD with standard 3" (76 mm) Spacer: 18"- 72"W x 15"D x 2.5"H (457-1829 x 381 x 64 mm)

GRAIHL-xxD with standard 3" (76 mm) Spacer: 18"- 66"W x 15"D x 2.5"H (457-1676 x 381 x 64 mm)

GRAIH-xxD with 6" Spacer (152 mm): 18"-72"W x 18"D x 2.5"H (457-1829 x 457 x 64 mm)

GRAIHL-xxD with 6" Spacer (152 mm): 18"-66"W x 18"D x 2.5"H (457-1676 x 457 x 64 mm)

The shaded areas contain electrical information for International models

GRAIH-D					GRAIHL-D					Both Models		
Model	Volts	Watts	Amps	Ship Weight*	Model	Volts	Watts	Amps	Ship Weight*	Width		
GRAIH-18D	120	700	5.8	13 lbs. (6 kg.)	GRAIHL-18D	120	820	6.8	15 lbs. (7 kg.)	18" (457 mm)		
	208		3.4			4.4						
	240		2.9			3.9						
	220	700	3.2			800	3.6	220-230 (CE)			800-875	3.6-3.8
	240	2.9	820			3.4	230-240 (CE)	753-820			3.3-3.4	
	220-230 (CE)	700-765	3.2-3.3			800-875	3.6-3.8					
230-240 (CE)	643-700	2.8-2.9	753-820	3.3-3.4								
GRAIH-24D	120	1000	8.3	22 lbs. (10 kg.)	GRAIHL-24D	120	1120	9.3	10 lbs. (5 kg.)	24" (610 mm)		
	208		4.8			5.8						
	240		4.2			5.2						
	220	1000	4.5			1100	5.0	220-230 (CE)			1100-1203	5.0-5.2
	240	4.2	1120			4.7	230-240 (CE)	1029-1120			4.5-4.7	
	220-230 (CE)	1000-1093	4.5-4.7			1100-1203	5.0-5.2					
230-240 (CE)	918-1000	4.0-4.2	1029-1120	4.5-4.7								
GRAIH-30D	120	1320	11.0	22 lbs. (10 kg.)	GRAIHL-30D	120	1440	12.0	25 lbs. (12 kg.)	30" (762 mm)		
	208		6.3			7.3						
	240		5.5			6.5						
	220	1320	6.0			1420	6.5	220-230 (CE)			1420-1553	6.5-6.8
	240	5.5	1440			6.0	230-240 (CE)	1323-1440			5.8-6.0	
	220-230 (CE)	1320-1443	6.0-6.3			1420-1553	6.5-6.8					
230-240 (CE)	1212-1320	5.3-5.5	1323-1440	5.8-6.0								
GRAIH-36D	120	1600	13.3	27 lbs. (13 kg.)	GRAIHL-36D	120	1780	14.8	29 lbs. (13 kg.)	36" (914 mm)		
	208		7.7			9.2						
	240		6.7			8.2						
	220	1600	7.3			1750	8.0	220-230 (CE)			1750-1914	8.0-8.3
	240	6.7	1780			7.4	230-240 (CE)	1635-1780			7.1-7.4	
	220-230 (CE)	1600-1749	7.3-7.6			1750-1914	8.0-8.3					
230-240 (CE)	1469-1600	6.4-6.7	1635-1780	7.1-7.4								
GRAIH-42D	120	1900	15.8	35 lbs. (16 kg.)	GRAIHL-42D	120	2080	17.3	33 lbs. (15 kg.)	42" (1067 mm)		
	208		9.1			10.6						
	240		7.9			9.4						
	220	1900	8.6			2050	9.3	220-230 (CE)			2050-2242	9.3-9.7
	240	7.9	2080			8.7	230-240 (CE)	1910-2080			8.3-8.7	
	220-230 (CE)	1900-2077	8.6-9.0			2050-2242	9.3-9.7					
230-240 (CE)	1745-1900	7.6-7.9	1910-2080	8.3-8.7								
GRAIH-48D	120†	2200	18.3	33 lbs. (15 kg.)	GRAIHL-48D	120†	2440	20.3	35 lbs. (16 kg.)	48" (1219 mm)		
	208		10.6			12.6						
	240		9.2			11.2						
	220	2200	10.0			2400	10.9	220-230 (CE)			2400-2625	10.9-11.4
	240	9.2	2440			10.2	230-240 (CE)	2241-2440			9.7-10.2	
	220-230 (CE)	2200-2405	10.0-10.5			2400-2625	10.9-11.4					
230-240 (CE)	2020-2200	8.8-9.2	2241-2440	9.7-10.2								
GRAIH-54D	120†	2500	20.8	41 lbs. (19 kg.)	GRAIHL-54D	120†	2740	22.8	39 lbs. (18 kg.)	54" (1372 mm)		
	208		12.0			14.0						
	240		10.4			12.4						
	220	2500	11.4			2700	12.3	220-230 (CE)			2700-2953	12.3-12.8
	240	10.4	2740			11.4	230-240 (CE)	2516-2740			10.9-11.4	
	220-230 (CE)	2500-2733	11.4-11.9			2700-2953	12.3-12.8					
230-240 (CE)	2296-2500	10.0-10.4	2516-2740	10.9-11.4								

* Shipping weight does not include remote control enclosure – add 2-8 lbs. (1-3 kg) to shipping weight depending on size of remote control enclosure

† Available with remote control only

HATCO CORPORATION | P.O. Box 340500 Milwaukee, WI 53234-0500 U.S.A.
 (800) 558-0607 | (414) 671-6350 | www.hatcocorp.com | support@hatcocorp.com



Glo-Ray® High Watt Dual Infra-Black Strip Heaters

Models: GRAIH-18D, -24D, -30D, -36D, -42D, -48D, -54D, -60D, -66D, -72D

GRAIHL-18D, -24D, -30D, -36D, -42D, -48D, -54D, -60D, -66D, -72D

SPECIFICATIONS Glo-Ray® High Watt Dual Infra-Black Strip Heaters (single phase)

The shaded areas contain electrical information for International models

GRAIH-D					GRAIHL-D					Both Models			
Model	Volts	Watts	Amps	Ship Weight*	Model	Volts	Watts	Amps	Ship Weight*	Width			
GRAIH-60D	120†	2800	23.3	46 lbs. (21 kg.)	GRAIHL-60D	120†	3100	25.8	47 lbs. (22 kg.)	60" (1524 mm)			
	208		13.5			16.0							
	240		11.7			14.2							
	220	2800	12.7			44 lbs. (20 kg.)	220	3050			13.9	45 lbs. (21 kg.)	66" (1676 mm)
	240		11.7				12.9						
	220-230 (CE)	2800-3060	12.7-13.3			51 lbs. (23 kg.)	220-230 (CE)	3050-3336			13.9-14.5	48 lbs. (22 kg.)	72 lbs. (1829 mm)
	230-240 (CE)		2571-2800				11.2-11.7				230-240 (CE)		
GRAIH-66D	120♦†	3120	26.0	44 lbs. (20 kg.)	GRAIHL-66D	120♦†	3420	28.5	45 lbs. (21 kg.)	66" (1676 mm)			
	208		15.0			15.5							
	240		13.0			17.5							
	220	3120	14.2			51 lbs. (23 kg.)	220	3370			15.3	48 lbs. (22 kg.)	72 lbs. (1829 mm)
	240		13.0				14.3						
	220-230 (CE)	3120-3410	14.2-14.8			51 lbs. (23 kg.)	220-230 (CE)	3370-3685			15.3-16.0	48 lbs. (22 kg.)	72 lbs. (1829 mm)
	230-240 (CE)		2865-3120				12.5-13.0				230-240 (CE)		
GRAIH-72D*	120♦†	3450	28.8	51 lbs. (23 kg.)	GRAIHL-72D*†	120	3810	31.8	48 lbs. (22 kg.)	72 lbs. (1829 mm)			
	240		14.4			19.6							
	220		15.7			17.4							
	240	3450	14.4			51 lbs. (23 kg.)	220	3750			17.0	48 lbs. (22 kg.)	72 lbs. (1829 mm)
	220-230		3450-3771				15.7-16.4				240		
	230-240	3168-3450	13.8-14.4			51 lbs. (23 kg.)	220-230	3750-4101			17.0-17.8	48 lbs. (22 kg.)	72 lbs. (1829 mm)
							220-240				3498-3810		

* Shipping weight does not include remote control enclosure. Add 2-8 lbs. (1-3 kg) to shipping weight depending on size of remote control enclosure

♦ Infinite Control not available in 120V

† Available with remote control only.

NOTE: GRAIHL-xxD models that have multiple voltages listed, such as 120/208 or 120/240, have multiple internal circuits. For example a 120/208 volt unit utilizes 120 volts for light circuit and 208 volts for the heat circuit(s).

* CE not available. TCBI not available in 220V-230V for GRAIH(L)-72D

CAUTION: Light-equipped strip heaters that require a circuit breaker 20 amps or larger must be installed with a remote control enclosure containing a fuse rated at 20 amps or less for the light circuit. RMB Series remote control enclosures require one remote control enclosure per strip heater.

CONDUIT

3' (914 mm) conduit standard on 120V and 208V models only.

LEADS

3' (76 mm) conduit with leads – server's right.

6" (152 mm) leads when supplied with TCBI – exit side of control box.

MINIMUM CLEARANCE REQUIREMENTS

Must be a pass-through application, not allowed with back wall installation.

(For diagrams, refer to the Installation and Operating Manual on the Hatco website.)

GRAIH-xxD, GRAIHL-xxD WITH TCBI:

Unit to surface below: 8" (203 mm)

Unit to back wall: Not allowed, must be pass-through application

Below overshelf: 1" (25 mm) clearance

GRAIH-xxD, GRAIHL-xxD WITH RMB:

Unit to surface below: 8" (203 mm)

Unit to back wall: 3" (76 mm)

Below overshelf: 0" (0 mm) clearance required

MAXIMUM OVERSHELF CLEARANCE REQUIREMENTS

Units should be mounted at a maximum distance of 10" (254 mm) from the front of an overshelf.

PRODUCT SPECS

High Watt Infra-Black Strip Heaters

The High Watt Infra-Black Strip Heater shall be Glo-Ray®, manufactured by the Hatco Corporation, Milwaukee, WI 53234 U.S.A.

The foodwarmer shall be an Infra-Black® Model ... , rated at ... watts, ... volts, single phase and be ... inches (millimeters) in overall width.

The Glo-Ray shall consist of an aluminum housing and require either a thermostatic control box or remote control enclosure. The infrared heating element shall be tubular metal sheathed. The foodwarmer shall be factory assembled ready for electrical installation.

TCBI CONTROL ENCLOSURE DIMENSIONS

8" x 3" x 2.5" (203 W x 76 D x 64 H mm) - not including switches.

CONTROL ENCLOSURE LOCATION:

Chef's left side (Unless otherwise specified).

REMOTE CONTROL ENCLOSURES

Must order one RMB control box per Strip Heater - If RMB2 is used, multiple warmers can be controlled from one box. The total amp draw of all connected strip heaters cannot exceed the rating of the remote control enclosure. For more information, refer to the Installation and Operating Manual on the Hatco website.)

Models (series)	Width	Height	Toggle Switches
RMB-3	6" (150 mm)	2.625 (67 mm)	2 maximum
RMB-7	9.375" (239 mm)		4 maximum
RMB-14	14.375" (366 mm)		6 maximum
RMB-16	16.375" (417 mm)		3 maximum
RMB-20	20.375" (518 mm)		4 maximum
RMB2-1R	11" (279 mm)	5.5 (140 mm)	1 toggle, 1 infinite, 1 relay, 1 indicator light
RMB2-2R	14" (356 mm)	5.5 (140 mm)	1 toggle, 1 infinite, 2 relays, 1 indicator light

Options include Housing in Designer Color or Gloss finish, Element Wire Guard, Remote Box in Designer Color or Gloss finish, Halogen Bulb, No control included (GRAIHL-xxD models only, requires selection of RMB2-xx control), Thermostatic Control Box with Indicator Lights, Non-Adjustable Tubular Stands, extended Leads. Accessories shall include non-adjustable tubular stand, adjustable angle brackets, and suspension chain.

Warranty consists of 24/7 parts and service assistance (U.S. and Canada only).