



Project \_\_\_\_\_  
 Item # \_\_\_\_\_  
 Quantity \_\_\_\_\_

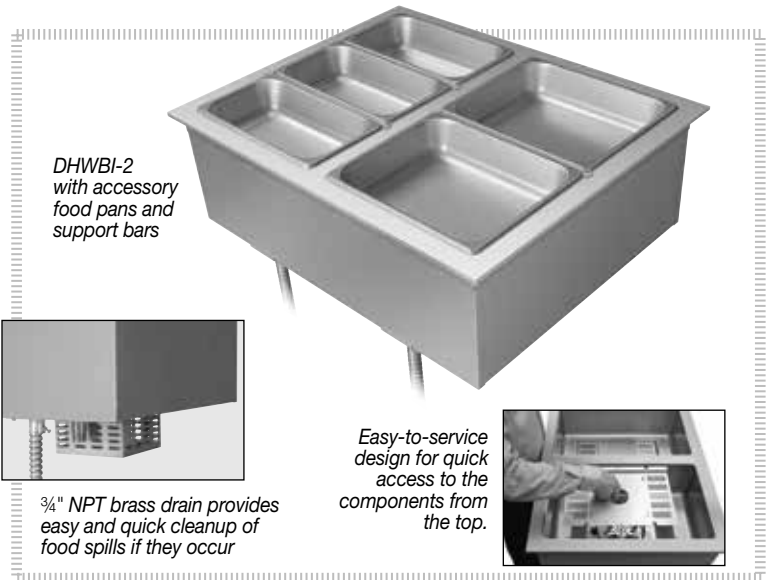
# Drop-In Modular/Ganged Dry Heated Wells

Models: DHWBI-1, -2, -3, -4, -5, -6

The Hatco Modular/Ganged Dry Heated Wells are full-size units that are grouped together in a modular fashion to provide customers with a complete heated food offering within one piece of equipment for a clean integrated look. Unlike traditional steam tables, this unit provides dry convected heat and is specifically designed to obtain the most accurate and consistent holding temperatures. Also offers increased design flexibility and reduced installation costs due to the lack of plumbing restrictions.

## Standard features

- Full-size, insulated dry wells available in 1- to 6-ganged units
- Features compact individual thermostatic controls for each well and a separate On/Off switch to retain settings
- Uniform convected air flow consistently surrounds the food pan for efficient heat transfer
- Easy-to-service design for quick replacement or service of elements
- 3/4" NPT brass drain provides easy cleanup should any food spills occur – provides additional protection to the motor and fan from any liquids that might accumulate in the well
- 6' (1829 mm) conduit is standard for convenient placement of controls



DHWBI-2 with accessory food pans and support bars

3/4" NPT brass drain provides easy and quick cleanup of food spills if they occur

Easy-to-service design for quick access to the components from the top.

## Options (available at time of purchase only)

- Attached Cord and Plug for DHWBI-1, -2, -3, -4 only (Single Phase/Single Control Box only) not for Export voltages)
- 27" D (686 mm) Bezel for Modular unit to match Hatco CWB models in a countertop display

## Accessories

- Rectangular Full-Size Stainless Steel Food Pans:
- Third-Size (2.5" [64 mm] H)     Half-Size (2.5" [64 mm] H)
  - Full-Size (2.5" [64 mm] H)     Full-Size (4" [101 mm] H)
  - Full-Size (6" [152 mm] H)

- Round Food Pans:
- 4-Quart (4 Liter)     7-Quart (7-Liter)

- Hinged Lid for Round Pans:
- 4-Quart (4 Liter)     7-Quart (7-Liter)

- Notched Lid for Round Pans:
- 4-Quart (4 Liter)     7-Quart (7-Liter)

- Stainless Steel Wire Trivets:
- Half-Size     Full-Size

- Adapter to Convert Warmers to hold Round Pans:
- Holds two 4-Quart (4-Liter) Rounds
  - Holds two 7-Quart (7-Liter) Rounds

- Support Bars:
- 12" (305 mm)     20" (508 mm)

**For operation, location and safety information, please refer to the Installation & Operating Manual.**



**HATCO CORPORATION** | P.O. Box 340500 Milwaukee, WI 53234-0500 U.S.A.  
 (800) 558-0607 | (414) 671-6350 | www.hatcocorp.com | support@hatcocorp.com



# Drop-In Modular/Ganged Dry Heated Wells

Models: DHWBI-1, -2, -3, -4, -5, -6

## Ordering Instructions *(Please specify the following with each order)*

### 1. Desired Voltage:

DHWBI-1, -2, -3, -4, -5, -6: 120V  
 DHWBI-2, -3, -4, -5, -6: 120/208-240V

### 2. Number of Modular/Ganged Heated Wells Required:

1-, 2-, 3-, 4-, 5- or 6-pan

**NOTE:** Modular/Ganged units are only offered as rectangular, full-size (12" x 20" [305 x 508 mm])

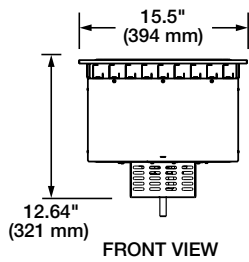
### 3. Bezel

A. Standard: 23.625" (600 mm)  
 B. Oversized: allows a 27" (686 mm) deep bezel to match Hatco CWB in a countertop display

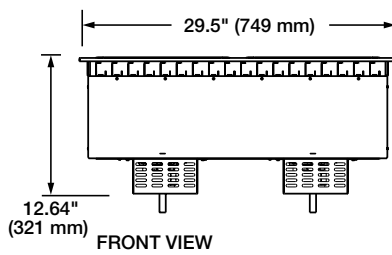
### 4. Control:

A. Single Control Box (standard on all units)  
 B. Split Controls Boxes (optional on 4-, 5-, 6-ganged units, not available in Canada)

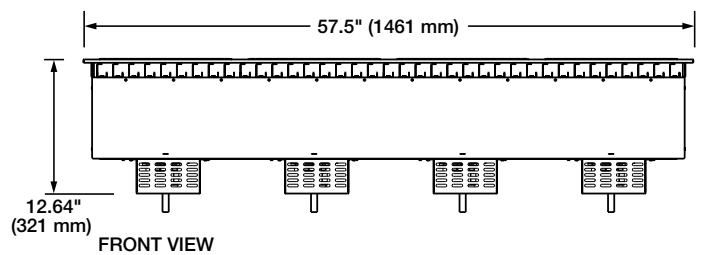
**DHWBI-1**



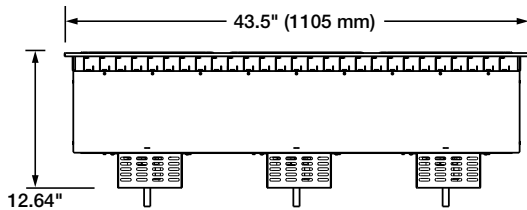
**DHWBI-2**



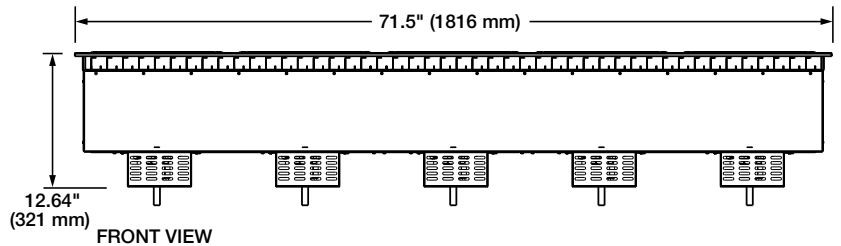
**DHWBI-4**



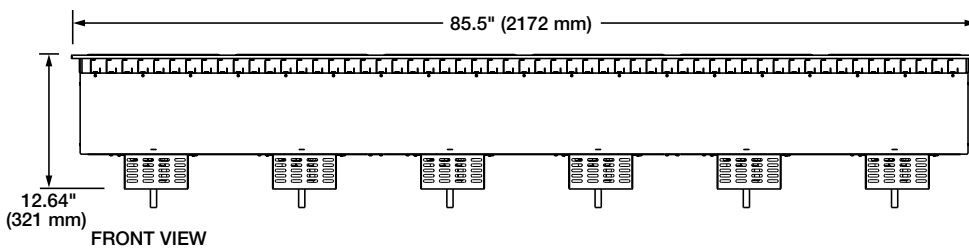
**DHWBI-3**



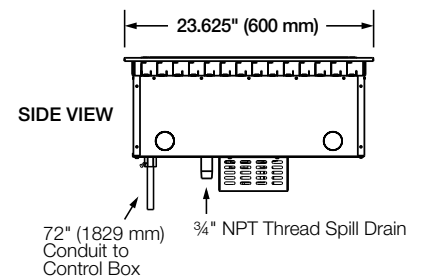
**DHWBI-5**



**DHWBI-6**



**All Side Views**



## Built-In Modular/Ganged Dry Heated Wells Countertop Cut Outs

Model	Minimum Width	Maximum Width	Minimum Depth	Maximum Depth
DHWBI-1	14.125" (359 mm)	14.375" (365 mm)	22.25" (566 mm)	22.5" (571 mm)
DHWBI-2	28.125" (715 mm)	28.375" (720 mm)		
DHWBI-3	42.125" (1070 mm)	42.375" (1076 mm)		
DHWBI-4	56.125" (1426 mm)	56.375" (1431 mm)		
DHWBI-5	70.125" (1782 mm)	70.375" (1787 mm)		
DHWBI-6	84.125" (2137 mm)	84.375" (2143 mm)		

▼ Add 1/16" (2 mm) to Maximum Width when using EZ locking mount.



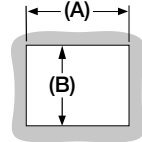
# Drop-In Modular/Ganged Dry Heated Wells

Models: DHWBI-1, -2, -3, -4, -5, -6

## Cutout Dimensions for Control Box

Model	All Heights (B)	Single Configuration	Split Configuration <sup>▲</sup>	
		Width (A)	Left Control (A)	Right Control (A)
DHWBI-1	4.698" (119 mm)	6.313" (160 mm)	Not Available	Not Available
DHWBI-2		10.313" (262 mm)		
DHWBI-3		14.313" (364 mm)		
DHWBI-4		18.313" (465 mm)	10.313" (262 mm)	10.313" (262 mm)
DHWBI-5		22.313" (567 mm)	14.313" (364 mm)	10.313" (262 mm)
DHWBI-6		26.313" (668 mm)	14.313" (364 mm)	14.313" (364 mm)

Control Box Opening  
(Single control shown)



<sup>▲</sup> Not available in Canada

## SPECIFICATIONS

### Drop-In Modular/Ganged Dry Heated Wells with Single Controls

\* Shipping weight are approximate and includes packaging.

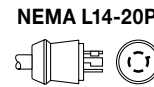
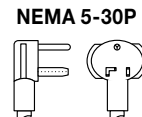
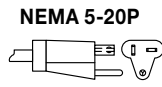
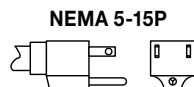
Model	Dimensions (Width x Depth x Height)	Volts Single Phase	Standard Single Control Box			Ship Weight*
			Watts	Amps	Optional Plug	
DHWBI-1	15.5" x 23.625" x 12.64" (394 x 600 x 321 mm)	120	960	8.0	NEMA 5-15P	123 lbs. (56 kg)
DHWBI-2	29.5" x 23.625" x 12.64" (749 x 600 x 321 mm)	120	1920	16.0	NEMA 5-20P	141 lbs. (64 kg)
		120/208-240		8.0	NEMA L14-20P	
DHWBI-3	43.5" x 23.625" x 12.64" (1105 x 600 x 321 mm)	120	2880	24.0	NEMA 5-30P	159 lbs. (72 kg)
		120/208-240		16.0	NEMA L14-20P	
DHWBI-4	57.5" x 23.625" x 12.64" (1461 x 600 x 321 mm)	120/208-240	3840	16.0	NEMA L14-20P	177 lbs. (80 kg)
DHWBI-5	71.5" x 23.625" x 12.64" (1816 x 600 x 321 mm)	120/208-240	4800	24.0	Not Available	195 lbs. (89 kg)
DHWBI-6	85.5" x 23.625" x 12.64" (2172 x 600 x 321 mm)	120/208-240	5760	24.0	Not Available	213 lbs. (97 kg)

### Drop-In Modular/Ganged Dry Heated Wells with Split Controls

Model	Dimensions (Width x Depth x Height)	Volts Single Phase	Optional Split Control Boxes			Ship Weight*
			Watts (per Control Box)	Amps (per Control Box)	Control Box Configuration	
DHWBI-4	57.5" x 23.625" x 12.64" (1461 x 600 x 321 mm)	120	2 POS: 1920W 2 POS: 1920W	2 POS: 16A 2 POS: 16A	(Not available in Canada)	177 lbs. (80 kg)
		120/208-240	2 POS: 1920W 2 POS: 1920W	2 POS: 8A 2 POS: 8A		
DHWBI-5	71.5" x 23.625" x 12.64" (1816 x 600 x 321 mm)	120	2 POS: 1924W 3 POS: 2880W	2 POS: 16A 3 POS: 24A	(Not available in Canada)	195 lbs. (89 kg)
		120/208-240	2 POS: 1920W 3 POS: 2880W	2 POS: 8A 3 POS: 16A		
DHWBI-6	85.5" x 23.625" x 12.64" (2172 x 600 x 321 mm)	120	2 POS: 2880W 2 POS: 2880W	2 POS: 24A 2 POS: 24A	(Not available in Canada)	213 lbs. (97 kg)
		120/208-240	2 POS: 2880W 2 POS: 2880W	2 POS: 16A 2 POS: 16A		

## PLUG CONFIGURATIONS

Please refer to electrical specification chart.



## PRODUCT SPECS

### Drop-In Modular/Ganged Dry Heated Wells

The Modular Ganged Dry Heated Well shall be a Model ....as manufactured by the Hatco Corporation, Milwaukee, WI 53234 U.S.A.

The Modular/Ganged Dry Well shall be rated at ....watts, ....volts, and be....inches (millimeters) in overall width and be ...inches (millimeters) in overall depth. It shall consist of stainless and aluminized steel housing with a metal sheathed

heating coil, fan, fan motor, baffles, EZ locking hardware for installation, stainless bezel, and an electronic temperature control.

Warranty consists of 24/7 parts and service assistance (US and Canada only).

HATCO CORPORATION

(800) 558-0607 | (414) 671-6350

P.O. Box 340500 Milwaukee, WI 53234-0500 U.S.A.

www.hatcocorp.com | support@hatcocorp.com