



Project _____
 Item # _____
 Quantity _____

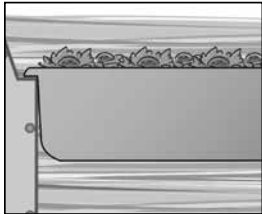
Remote Refrigerated Slim Drop-In Wells

Models: CWBR-S1, -S2, -S3, -S4
 CWBX-S1, -S2, -S3, -S4

Hatco's Remote Refrigerated Slim Drop-In Well is a full-size unit that blankets your pre-chilled food product to retain optimum freshness and taste in one efficient and easy operation – but placed lengthwise and in two remote configurations. This provides customers with a complete cold well within easy reach, regardless of the sneeze guards and unlimited flexibility for your dining design needs.

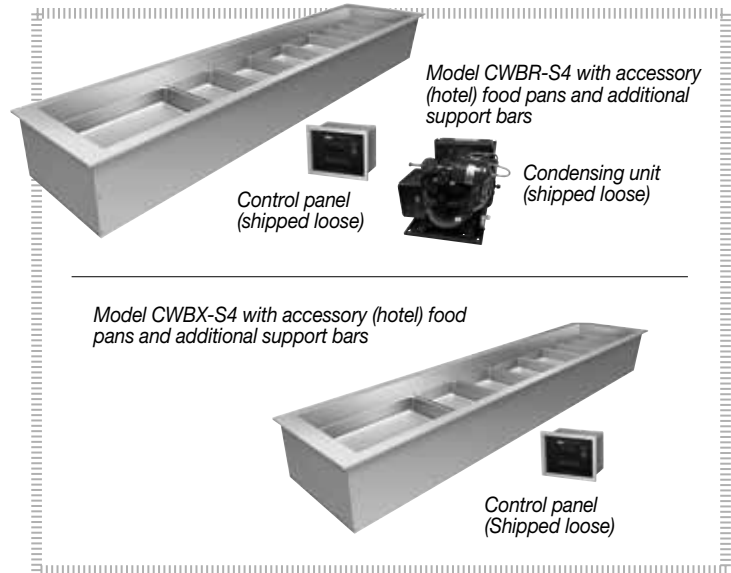
Standard features

- R-513A refrigerant available for California only. Please contact Hatco for more information
- Insulated wells available in 1 to 4 full-size pan configurations but placed lengthwise
- NSF 7 approved cold wall construction utilizes a refrigerant that keeps food product cold without drying it out



The unique angled inside wall design provides easy access and clear views. The greater surface area of the angled wall and the placement of the coils allow cold air to more effectively blanket your food product.

- Auto-defrost is activated through an advanced electronic controller programmed at the customer location
- 1" NPT brass drain simplifies cleaning
- Optimal insulation on sides and bottom ensure better cold retention
- Environmentally friendly insulation used throughout
- **CWBR-S models only:**
 - Include a condensing unit (shipped loose – can be field mounted up to 50' [15.24 meters] of tubing from unit) and control panel (shipped loose – probe wires are 9' [2.7 meters]) for installing in more convenient or desirable locations
- **CWBX-S models only:**
 - Includes a control panel (shipped loose – probe wires are 9' [2.7 meters]) but without a condensing unit for the increased flexibility of multiple cold well configurations



Options (available at time of purchase only)

- Additional Four-Year Parts Only Warranty on the Compressor at Time of Unit Purchase (CWBR only and not available for export voltages)
- Slant Kit to give Cold Wells a 5° tilt

Accessories

Pan Support Bars

- 12" (305 mm)

Stainless Steel Food Pans:

- Third-Size (2.5" [64 mm] H)
- Full-Size (2.5" [64 mm] H)
- Full-Size (6" [152 mm] H)
- Half-Size (2.5" [64 mm] H)
- Full-Size (4" [102 mm] H)

- False Bottom (perforated false bottom)

Wire Trivets Stainless:

- Half-Size (10.19" [259 mm] W x 7.625 [194 mm] D)
- Full-Size (10.125" [259 mm] W x 18" [457 mm] D)

For operation, location and safety information, please refer to the Installation & Operating Manual.



COMPONENT
(CWBR only)



HATCO CORPORATION
 (800) 558-0607 | (414) 671-6350

P.O. Box 340500 Milwaukee, WI 53234-0500 U.S.A.
 www.hatcocorp.com | support@hatcocorp.com



Remote Refrigerated Slim Drop-In Wells

Models: CWBR-S1, -S2, -S3, -S4, CWBX-S1, -S2, -S3, -S4

Ordering Instructions:

Please specify the following with each order:

1. Desired Voltage and Hz:

- 120 (60 Hz),
- 220, 230 or 240V (50 or 60 Hz)

2. Number of Drop-In Wells Required:

- 1-, 2-, 3- or 4-pan

NOTE: only offered as rectangular, full-size (placed lengthwise) (12" W x 20" D [305 mm x 508 mm])

3. Remote Refrigeration

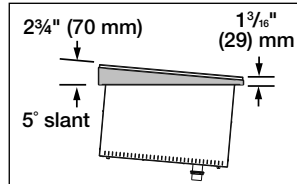
NOTE: Shipped loose: Cold Well with Temperature Probe, Control Panel (Probe Wires are 9' (2.7 meters) and a TXV valve

A. CXBR-S with a Condensing Unit – may be field mounted up to 50' (15.24 meters) of tubing from the unit (shipped loose)

B. CXBR-S without a Condensing Unit (solenoid valve attached to Cold Well)

2. Option:

1. Slant Option for CWBR-S- or CWBX-S-1, -2, -3, -4

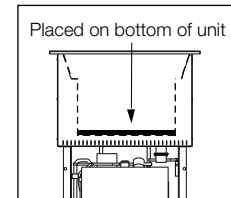


ALL MODELS Slant Option (gray highlight)

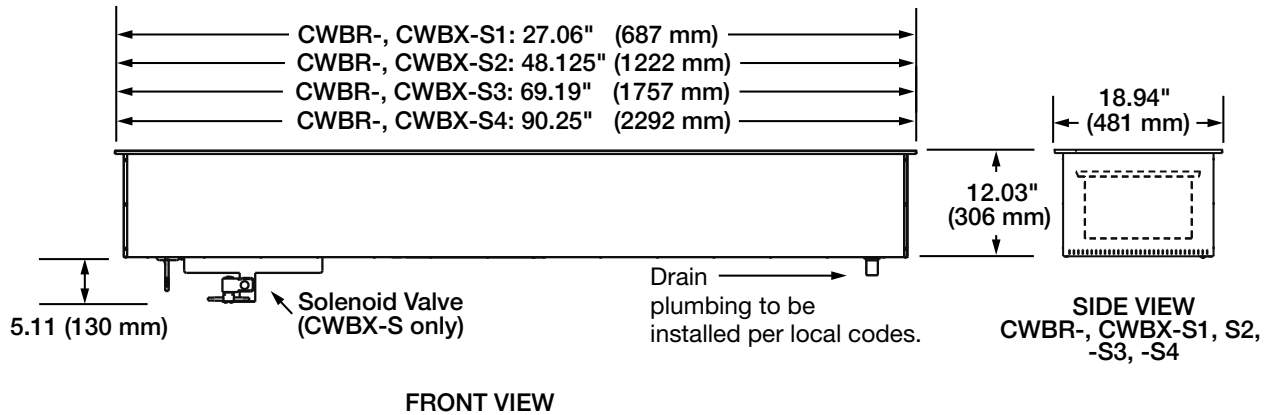
ALL MODELS

False Bottom Accessory

1-part or 2-part, depending on pan size

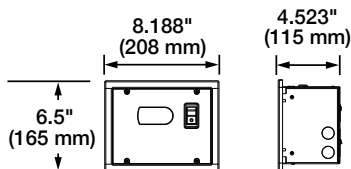


Model CWBR-, CWBX-S1, -S2, -S3, -S4



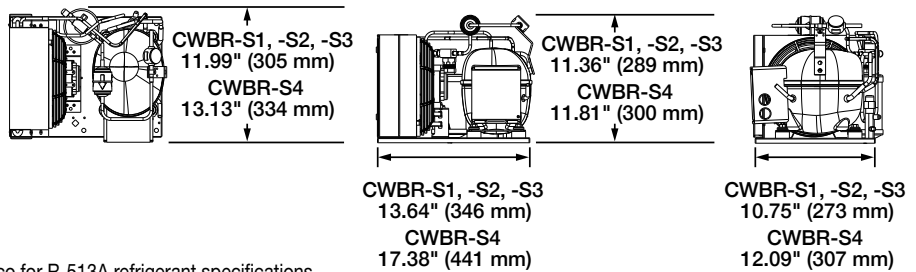
All Models Control Panel

May be field mounted up to 9' (2.7 meters) from unit



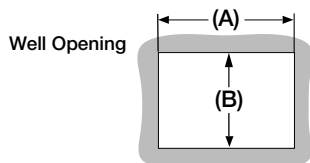
Model CWBR only Condensing Unit

May be field mounted up to 50' (15.24 meters) from unit



Contact Hatco for R-513A refrigerant specifications.

Cutout Dimensions for Remote Refrigerated Slim Drop-In Wells



Model	Minimum Width (A)	Maximum Width (A)	Minimum Depth (B)	Maximum Depth (B)
CWBR-, CWBX-S1	25.22" (641 mm)	26.06" (662 mm)	17.06" (433 mm)	17.94" (456 mm)
CWBR-, CWBX-S2	46.25" (1175 mm)	47.09" (1196 mm)		
CWBR-, CWBX-S3	67.31" (1710 mm)	68.16" (1731 mm)		
CWBR-, CWBX-S4	88.375" (2245 mm)	89.22" (2266 mm)		

HATCO CORPORATION

(800) 558-0607 | (414) 671-6350

P.O. Box 340500 Milwaukee, WI 53234-0500 U.S.A.

www.hatcocorp.com | support@hatcocorp.com



Remote Refrigerated Slim Drop-In Wells

Models: CWBR-S1, -S2, -S3, -S4, CWBX-S1, -S2, -S3, -S4

SPECIFICATIONS Drop-In Full-Size Slim Models – with Condensing Unit* and Remote Control Panel

The shaded areas contain electrical information for International models

Model*	Dimensions (Width x Depth x Height)	Volts	HP Compressor Size	HZ	Watts	Amps	Phase	Ship Weight†			
CWBR-S1	27.06" x 18.94" x 15.81" (687 x 481 x 402 mm)	120	1/4	60	804	6.7	Single	131 lbs. (59 kg)			
		220/230/240	1/3	50	616-744	2.8/2.9/3.1					
				60	686-816	3.1/3.3/3.4					
CWBR-S2	48.125" x 18.94" x 15.81" (1222 x 481 x 402 mm)	120	1/4	60	804	6.7		Single	160 lbs. (73 kg)		
		220/230/240	1/3	50	616-744	2.8/2.9/3.1					
				60	686-816	3.1/3.3/3.4					
CWBR-S3	69.19" x 18.94" x 15.81" (1757 x 481 x 402 mm)	120	1/3	60	468	6.5			Single	213 lbs. (97 kg)	
		220/230/240	3/8	50	807-960	3.7/3.8/4.0					
			1/3	60	686-816	3.1/3.3/3.4					
CWBR-S4	90.25" x 18.94" x 15.81" (2292 x 481 x 402 mm)	120	1/2	60	1380	11.5				Single	235 lbs. (107 kg)
		220/230/240	1/2	50	1190-1416	5.4/5.7/5.9					
				60	1210-1440	5.5/5.8/6.0					

*Models shipped with electronic temperature control, condensing unit and TXV (all shipped loose).

†Shipping weights are approximate.

*Contact Hatco for R-513A refrigerant specifications.

SPECIFICATIONS Drop-In Wells Full-Size Slim Models – with Remote Control Panel (without a Condensing Unit)

The shaded areas contain electrical information for International models

Model*	Dimensions (Width x Depth x Height)	Voltage	Load/ BTU/H	HZ	Ship Weight†
CWBX-S1	27.06" x 18.94" x 17.11" (687 x 481 x 435 mm)	120	330	60	94 lbs (43 kg)
		220/230/240		50/60	
CWBX-S2	48.125" x 18.94" x 17.11" (1222 x 481 x 435 mm)	120	630	60	123 lbs. (56 kg)
		220/230/240		50/60	
CWBX-S3	69.19" x 18.94" x 17.11" (1757 x 481 x 435 mm)	120	930	60	150 lbs (68 kg)
		220/230/240		50/60	
CWBX-S4	90.25" x 18.94" x 17.11" (2292 x 481 x 435 mm)	120	1230	60	176 lbs. (80 kg)
		220/230/240		50	
				60	

*Models shipped with electronic temperature control, TXV valve (all shipped loose) and a solenoid valve attached to well.

†Shipping weights are approximate.

PRODUCT SPECS Remote Refrigerated Slim Drop-In Wells

The NSF 7 approved Remote Refrigerated Slim Drop-in Well shall be a Model ... as manufactured by the Hatco Corporation, Milwaukee, WI 53234 U.S.A.

With 24/7 parts and service assistance (U.S. and Canada only), the Refrigerated Slim Drop-in Well shall be rated at ... watts, ... volts, ... hp, and be inches (millimeters) in overall width and be ... inches (millimeters) in overall depth. It shall utilize R-404A or R-513A refrigerant and consist of aluminized steel housing with a stainless bezel, an

electronic temperature control, pan support bars for full-size pans and with or without a condensing unit (compressor, sight glass, service valves, receiver, and dryer.)

Accessories may include pan support bars, false bottoms, trivets and stainless steel food pans.

Warranty consists of 24/7 parts and service assistance (U.S. and Canada only).

HATCO CORPORATION | P.O. Box 340500 Milwaukee, WI 53234-0500 U.S.A.
(800) 558-0607 | (414) 671-6350 | www.hatcocorp.com | support@hatcocorp.com