



## *Flexible Permeable Grass Pavers*

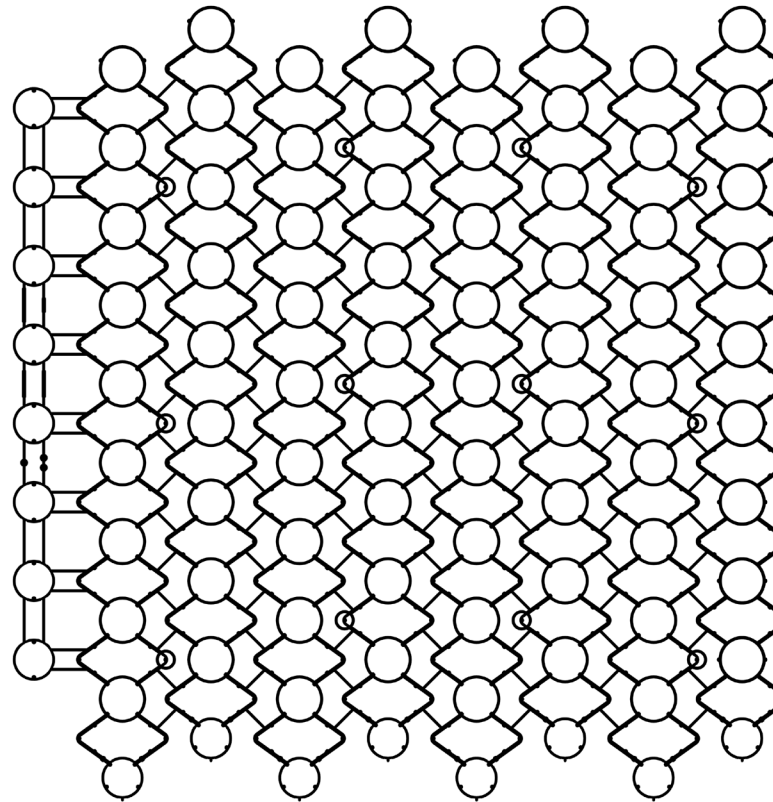
**PROJECT SAVINGS.** Pre-assembled rolls considerably reduce install time and cost.

**SUPERIOR STRENGTH.** Rated to far exceed industry loading and durability standards.

**REDUCED RUNOFF.** Greatly lessens need for pipes, detention basins, and storm drains.

**TURF PROTECTION.** Prevents root structure damage, soil compaction, and rutting.

**SHARED CONTACT POINTS.** Efficient handling of vehicle torsional loads and turning stress.




# GROUNDPRO GRS

StormTank® GroundPro™ GRS are flexible permeable grass pavers used in ground stabilization and protection applications. Its uniquely engineered design delivers superior load-rating and torsional resistance while the flexible framework allows rolls to be installed easily. GroundPro's high compressive strength and permeability make it an ideal eco-friendly alternative to impervious paved surfaces while promoting stormwater infiltration, limiting runoff, preventing soil compaction, and reducing heat island effect.



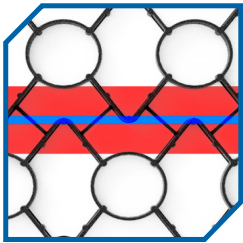
## STRUCTURAL STRENGTH

Its exceptional compressive strength of 53,451 psf. (empty) and greater than 500,000+ psf. (filled) allow the GroundPro GRS paver system to exceed design truck and HS-20 loading specifications.



## EASY INSTALL & CONNECTION

GroundPro GRS installation is designed for speed and simplicity. Pre-assembled rolls mean the pavers can be rapidly laid, while the patented "quick connect" system requires no tools or clips to join rows.



## ENGINEERED FUNCTIONALITY

Integrated engineering concepts such as bypass rows and offset connections give GroundPro GRS added longevity and strength by decreasing tire impact between sections and more efficient load dispersement.



## ECO-CONSCIOUS DESIGN

Made from 100% recycled HDPE plastic, GroundPro GRS paver systems contribute to stormwater management and land use strategies for Green Infrastructure, LEED, and Low Impact Development projects.

## RECOMMENDED USES\*

### PEDESTRIAN ONLY

- Hiking and Recreation Trails
- Bike Paths
- Handicap Accessibility

### PERSONAL VEHICULAR

- Golf Cart Paths
- Parking Stalls
- Residential Driveways

### LIGHT DUTY (H-10)

- Parking Lots
- Roadway Shoulder
- Overflow Parking

### MEDIUM DUTY (H-15)

- Washdown Areas
- RV Access
- Service Vehicle Access

### HEAVY DUTY (HS-20)

- Emergency Lanes
- Equipment Areas
- Trailer Overflow

(\* Reference Installation Guide for details)

## GROUNDPRO GRS SPECS

- Roll Nominal Dimensions:
  - Length: 30' (9.14 m)
  - Width: 40" (1.02 m)
  - Diameter: 1.8' (0.55 m)
  - Weight: 46.45 lb. (21.07 kg)
- Strength: 53,451 psf. (empty)
- Material: 100% recycled HDPE



STORMTANK.COM  
info@stormtank.com  
+1.610.374.5109