



# Lalvin 71B™



## ORIGIN AND APPLICATION

### For fresh and fruity “Nouveau” wines.

Isolated by the team led by J.Maugnet at INRA (National Agricultural Research Institute), Narbonne, France.

**Lalvin 71B™** is a high ester producer, which gives the wines a characteristic fruity (fruit salad) aroma. It is known for the production of the ester isoamyl acetate (3-methylbutyl acetate), an ester described as having a banana and pear aroma. Hence it is useful to use in ‘neutral’ grape varieties to increase the expression of fruity characters. The cell walls of **Lalvin 71B™** are also highly adsorptive of polyphenolic compounds, thus limiting the tannic structure of red wines.

The combination of producing esters high in the ‘fruity’ spectrum and the ability to limit red wine tannin, colour and structure each contributes to the use of this yeast in early consumption fresh and fruity red wines. **Lalvin 71B™** is a relatively high producer of glycerol, which contributes to the mouthfeel effect of this yeast.

**Lalvin 71B™** also undertakes malo-ethanolic fermentation, a biochemical pathway whereby some malic acid is degraded during alcoholic fermentation. Between 20-40% of malic acid in the juice can be metabolized this way.

Due to a low nitrogen demand, low H<sub>2</sub>S production and low production of SO<sub>2</sub>, this yeast is ideal to use in preservative free wines.




The **Lalvin 71B™** yeast, was selected by nature, and has since been improved using the Lallemmand proprietary process called YSEO®.



Lallemmand has developed a unique yeast production process called YSEO® (Yeast SEcurity and Sensory Optimization). This process increases fermentation reliability and security and ensures fewer organoleptic deviations, but not all yeast can be prepared by this process. The process (when compared to non YSEO®):

- Improves the yeast cells assimilation of essential micronutrients and vitamins.
- Improves the yeasts ability to implant in the must for a more reliable fermentation.
- Linked to a reduction in yeast stress thereby reducing H<sub>2</sub>S, VA and SO<sub>2</sub> production.
- Shorter lag phase.
- Improves the resistance and adaption of the yeast under difficult fermentation conditions.

## MICROBIAL AND OENOLOGICAL PROPERTIES

- Recommended for white, rosé and red wines.   
- *Saccharomyces cerevisiae* var. *cerevisiae*
- Fermentation temperature: 15-30°C (59-86°F)
- Short lag phase and moderate fermentation vigour.
- Low relative nitrogen demand (under controlled laboratory conditions)
- Low production of H<sub>2</sub>S.
- Alcohol tolerance 14% v/v \**subject to fermentation conditions.*
- Low relative potential for SO<sub>2</sub> production.
- High relative glycerol production.





## MICROBIAL AND OENOLOGICAL PROPERTIES (cont'd)

- Competitive factor sensitive.
- Very malolactic-bacteria compatible
- Medium foam producer.
- High requirements to survival factors in oxygen deficient musts. Highly recommended to use either
- Go-Ferm Protect Evolution™ to rehydrate the yeast.
- Suggested varieties – Neutral whites, early release reds.

## FURTHER READING *(Please request this booklet from your Lallemand representative).*

Lallemand Winemaking Update – Number 1 2008: 'The YSEO® Process'

Evaluation of the YSEO® Process to prepare dried winemaking yeast – Summary of a study done by Washington State University and Lallemand.

Lallemand 'The Wine Expert' – Practical Winemaking Information – Glycerol and winemaking.

## INSTRUCTION FOR USE

### Dosage Rate:

- 25g/hL (2lb/1000gal) of Active Dried Yeast (this will provide an initial cell population of approximately  $5 \times 10^6$  viable cells/mL)
- 30g/hL (2.4lb/1000gal) of Go-Ferm Protect Evolution™
- Nitrogen source from the Fermaid™ range

### Procedure for 1000L (264gal) ferment.

- 1) Add 300g (10.6oz) of Go-Ferm Protect Evolution™ to 6L (1.5gal) of 40-43°C (104-110°F) clean, chlorine free water. Stir until an homogenous suspension free of lumps is achieved.
- 2) When the temperature of this suspension is between 35-40°C (95-104°F), sprinkle 250g (8.8oz) of yeast slowly and evenly onto the surface of the water, whilst gently stirring. Ensure any clumps are dispersed.
- 3) Allow to stand for 20 minutes before further gently mixing.
- 4) Mix the rehydrated yeast with a little juice, gradually adjusting the yeast suspension temperature to within 5-10°C (41-50°F) of the juice/must temperature.
- 5) Inoculate into the must.

### Further Notes

- Steps 1-5 should be completed within 30 minutes.
- It is best to limit first juice/must volume addition to one tenth the yeast suspension volume and wait 10 minutes before the addition to juice.
- To minimize cold shock, ensure temperature changes are less than 10°C (50°F).
- It is recommended that juice / must be inoculated no lower than 18°C (64°F).
- It is recommended to use complex nutrition source such as **Fermaid®**.

### PACKAGING AND STORAGE

All Active Dried Yeast should be stored dry, best practice between 4-12°C (39-54°F) and the vacuum packaging should remain intact.

*The information herein is true and accurate to the best of our knowledge; however, this data sheet is not to be considered as a guarantee, expressed or implied, or as a condition of sale of this product.*

**LALLEMAND**

LALLEMAND OENOLOGY