



Aluminum & Polymer General-Purpose Hinges



KF3A1BL
Black (Gloss)
1" (25mm) leaf width
Mounts to post, or wall
if no post available



KF3ABL
Black, White* or Bronze*
Mounts to post, or wall
if no post available



KF3
Black, White* or Bronze*
Alignment ridges for fast
and easy installation



KF3L2
Black, White* or Bronze*
Two side-fixing
legs for added strength



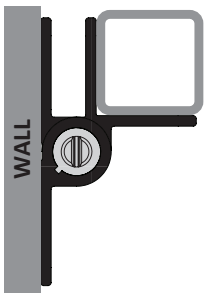
KF3P
Black
Plain Pivot
Hinge



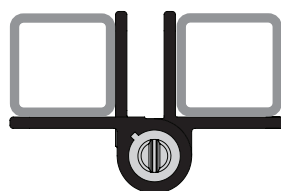
KF3S
Black
Self-closing
Hinge

	PRODUCT CODE	GATE MATERIAL	IDEAL GATE GAP	MAXIMUM SELF-CLOSING WEIGHT*	HINGE MATERIAL	COLOR OPTIONS
KWIKFIT ALUMINUM	KF3 Alignment ridges, self-closing	Metal	Fixed at 1/2" 13mm	44 lb/20kg	Aluminum	Black, Bronze, White
	KF3L2 2 side fixing legs, self-closing	Metal	Fixed at 1/2" 13mm	44 lb/20kg	Aluminum	Black, Bronze, White
	KF3A Wall or post mount, self-closing	Metal, Wood, Brick	Fixed at 3/4" 19mm	44 lb/20kg	Aluminum	Black, Bronze, White
	KF3A1BL Wall or post mount, self-closing	Metal, Wood, Brick	Fixed at 27/32" 21.5mm	44 lb/20kg	Aluminum	Black
KWIKFIT POLYMER	KF3P No spring, non-self-closing	Metal, Wood	Fixed at 3/4" 19mm	Plain Pivot No spring	Polymer	Black
	KF3S Fixed tension, self-closing	Metal, Wood	Fixed at 3/4" 19mm	44 lb/20kg	Polymer	Black

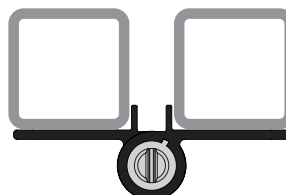
KF3A1BL/KF3A
Mounts to post, or wall
if no post available



KF3A1/KF3A
Post-to-Gate



KF3
Post-to-Gate mount
with alignment ridges



KF3L2
Post-to-Gate mount
with two side-fixing legs

